

A Fast Hardware Tracker for the ATLAS Trigger System

M.S. Neubauer on behalf of the ATLAS Collaboration

Department of Physics, University of Illinois at Urbana-Champaign, Urbana, IL, USA

In hadron collider experiments, triggering the detector to store interesting events for offline analysis is a challenge due to the high rates and multiplicities of particles produced. The LHC will soon operate at a center-of-mass energy of 14 TeV and at high instantaneous luminosities of the order of 10^{34} to 10^{35} $\text{cm}^{-2} \text{s}^{-1}$. A multi-level trigger strategy is used in ATLAS, with the first level (LVL1) implemented in hardware and the second and third levels (LVL2 and EF) implemented in a large computer farm. Maintaining high trigger efficiency for the physics we are most interested in while at the same time suppressing high rate physics from inclusive QCD processes is a difficult but important problem. It is essential that the trigger system be flexible and robust, with sufficient redundancy and operating margin. Providing high quality track reconstruction over the full ATLAS detector by the start of processing at LVL2 is an important element to achieve these needs. As the instantaneous luminosity increases, the computational load on the LVL2 system will significantly increase due to the need for more sophisticated algorithms to suppress backgrounds.

The Fast Tracker (FTK) is a proposed upgrade to the ATLAS trigger system. It is designed to enable early rejection of background events and thus leave more LVL2 execution time by moving track reconstruction into a hardware system that takes massively parallel processing to the extreme. The FTK system completes global track reconstruction with near offline resolution shortly after the start of LVL2 processing by rapidly finding and fitting tracks in the inner detector for events passing LVL1 using pattern recognition from a large, pre-computed bank of possible hit patterns. We describe the FTK system design and expected performance in the areas of b -tagging, τ -tagging, and lepton isolation which play and important role in the ATLAS physics program.

I. INTRODUCTION

The Large Hadron Collider will collide protons with planned bunch spacing of 25 nanoseconds and center-of-mass energy of 14 TeV. At an instantaneous luminosity of 3×10^{34} $\text{cm}^{-2} \text{s}^{-1}$, each collision on average produces 75 minimum-bias interactions that result in high detector occupancy and create a challenging environment for event readout and reconstruction. On one hand, limited data store bandwidth demands a significant online rate reduction of 5-6 orders of magnitude. On the other hand, events with interesting physics signatures must be selected very efficiently from the vast LHC background.

II. CURRENT ATLAS TRIGGER SYSTEM

The primary role of the trigger system in the ATLAS experiment is to search for interesting but extremely rare processes in proton collisions at the LHC that are hidden in much larger background levels and initiate an archive of detector data for such processes. Only a tiny fraction of the produced collisions can be stored on tape and an enormous real-time data reduction is needed. This requires massive computational power to minimize the online execution time of complex algorithms. A multi-level trigger is an effective solution for an otherwise intractable problem.

The rate of recorded events is limited to about 300 Hz due to technology and resource limitations. Since the proton-proton interaction rate at design luminosity is 1 GHz, the trigger must maintain an overall rejection factor of 5 million against minimum-bias processes while retaining maximum efficiency for the new physics sought by ATLAS. The Level-1 (LVL1) trigger system uses a subset of the total detector information to make a decision in less than 2.5 microseconds regarding whether or not to continue processing an event, reducing the data rate to approximately 75 kHz (limited by the detector readout system, which is upgradeable to 100 kHz). The Level-2 (LVL2) and Event Filter (EF) together form the High-Level Trigger (HLT). They provide the reduction to a final data-taking rate of approximately 300 Hz. The LVL1 trigger is implemented using custom electronics, while the HLT is almost entirely based on commercially available computers and networking hardware.

The LVL1 trigger searches for signatures from high pT muons, electrons/photons, jets, and -leptons decaying into hadrons. It also selects topologies with large missing transverse energy (\cancel{E}_T) and large total transverse energy E_T . The LVL1 trigger uses reduced-granularity information from a subset of detectors: the Resistive Plate Chambers (RPC) and Thin-Gap Chambers (TGC) for high pT muons, and all the calorimeter sub-systems for electromagnetic clusters, jets, τ -leptons, \cancel{E}_T , and large E_T . The LVL1 decision time must be less than 2.5 microseconds given the maximum readout rate of 75 KHz.

Although adding tracking information at this stage would be extremely beneficial to discern certain physics objects, it is not currently possible given the small timing window (2.5 μ s) available to LVL1. Moreover, even projected CPU farms that constitute the LVL2 trigger cannot perform global track reconstruction within their time budget of approximately 10 ms. Instead, LVL2 does limited tracking inside Regions of Interest (ROI) identified by the LVL1 trigger. These are regions of the detector where the LVL1 trigger has identified LVL1 trigger objects of interest within the event.

The LVL2 trigger uses ROI information on coordinates, energy, and type of signatures to limit the amount of data that must be transferred from the detector readout. It uses dedicated algorithms to analyze full-granularity and full-precision data from all detectors. The LVL2 trigger reduces the event rate to below 3.5 kHz, with an average event processing time of approximately 10 milliseconds. The EF uses offline analysis procedures on complete events to further select events down to a rate that can be recorded for subsequent offline analysis. It reduces the event rate to approximately 300 Hz, with an average event processing time of order one second.

III. WHY ADD A HARDWARE TRACKER?

An important lesson from past experience at high-luminosity hadron collider experiments is that controlling trigger rates can be extremely challenging as the luminosity increases, physics goals change in response to new discoveries, and the detector ages. It is thus essential that the trigger system be flexible and robust, with sufficient redundancy and operating margin. Providing high quality track reconstruction over the full ATLAS detector by the start of processing in the LVL2 computer farm is an important element in achieving these goals. This has certainly been the case in CDF Run II, where the availability of near offline-quality tracks at the trigger hardware level using chamber and silicon hit information has significantly extended the physics capabilities of the experiment (e.g. triggering on displaced tracks which are rich in b -hadron decays).

As the instantaneous luminosity increases, the trigger task becomes more difficult since the signal rates grow linearly but the background rates grow more quickly. At $3 \times 10^{34} \text{ cm}^{-2} \text{ s}^{-1}$, each bunch crossing contains 75 pile-up interactions (on average) that need to be distinguished by the trigger from a hard scattering process of interest. The computational load on the LVL2 system will significantly increase due to both the need for more sophisticated algorithms to suppress backgrounds and more ROIs to process. Until the new physics processes that will be seen at the LHC are known, it is not obvious how to best deal with this challenge since we do not know the momentum scale of the trigger objects that need to be considered or what mix of lepton, jets, and \cancel{E}_T in the trigger menu will be optimal. Increasing the amount of information available at the start of LVL2 processing through early track reconstruction will enhance the trigger flexibility needed during high luminosity LHC running.

We can reasonably expect third-generation fermions to play an important role in LHC physics given central role that mass plays in electroweak symmetry breaking. An example of the utility of early track reconstruction is the selection of events containing third-generation fermions, either a b -quark or a τ -lepton. For b -quarks, the LVL1 trigger selects a generic jet. For hadronic τ -lepton decays, the LVL1 trigger selects a narrow jet. The challenge comes from the enormous background from QCD produced light quark and gluon jets, which can be suppressed using tracking information. Tracks coming from a secondary vertex or not pointing to beamline identify b -quark jets, while τ jets (from hadronic τ decays).

While we do not yet know what Nature has in store for the LHC, we do know that efficient triggering on final states involving electrons, muons, missing transverse energy (MET), and/or 3rd-generation fermions will be crucial for achieving the physics goals of the ATLAS experiment. Bottom quarks and τ -leptons produce very specific tracking signatures which can be exploited in triggering. At high luminosity, sophisticated algorithms run at LVL2 will be needed to suppress backgrounds. In the current system, the LVL2 farm is burdened with reconstructing tracks with the ROIs. Also, global tracking will be important for maintaining reasonable trigger rates and signal efficiency at high interaction pile-up (large luminosity). In particular, the use of primary

vertexing and subsequent charged lepton association for improved isolation will improve hadronic jet background rejection. With global tracking, we can also use b -decay events with final state hadrons identified outside of ROIs and construct additional combined triggers (e.g. lepton + track). Finally, it is possible to construct track-based MET and jet objects, possibly combined with calorimeter information, that utilize primary vertexing to maintain stable and efficient triggering under high luminosity running conditions.

IV. THE FTK SYSTEM DESCRIPTION

We describe a system to enable early rejection of background events and more LVL2 execution time for sophisticated algorithms by moving track reconstruction into a hardware system (FTK) [1, 3, 4] with massively-parallel processing that produces global track reconstruction with nearly offline resolution close to the start of LVL2 processing. The FTK system is inspired by the success of the Silicon Vertex Trigger (SVT) [5] in the CDF detector. FTK operates in parallel with the normal silicon detector readout following each LVL1 trigger and reconstructs tracks over the entire detector volume (up to $|\eta|$ of 2.5) in under a millisecond. Having tracks available by the beginning of LVL2 processing allows reduced LVL1 p_T thresholds since the LVL2 trigger is able to reject non-interesting events more quickly. Furthermore, since the LVL2 system is freed of its heavy tracking load, the extra processing time becomes available for more advanced online algorithms.

A. Segmentation and Data Flow

In order to perform tracking with good efficiency and resolution, FTK uses data from the two inner-most subsystems of the ATLAS Inner Detector [2]. Pixel sensors provide a two-dimensional measurement of hit position and include over 80 million readout channels. SCT layers are arranged in pairs of axial and narrow-angle stereo strips and consist of 6 million channels. A typical track passes through 11 detector layers and can be reconstructed from the 14 coordinate measurements ($3 \cdot 2$ from two-dimensional pixels and 8 from SCT). Custom designed splitters duplicate data output by the SCT and Pixel Readout Drivers (RODs) and send it to FTK. Since FTK non-invasively eavesdrops on the Inner Detector data, it easily integrates with the current ATLAS trigger system (Fig. 1).

In order to increase the overall throughput of the system, FTK splits incoming data into 8 or more *regions* in ϕ with sufficient overlap to account for inefficiencies at the edges. Each region is served by a separate crate that consists of the subsystems shown in Fig. 2. Raw Pixel and SCT data are first received by the Data Formatter that uses fast FPGA's to perform clustering [6]. Clustered hits proceed into one of six Data Organizers depending on which of six $\eta - \phi$ towers the hits reside, where they are buffered and merged into coarse superstrips to be used in pattern recognition. The superstrips are then sent into a pipelined array of Associative Memory (AM) that perform fast pattern finding using a pre-calculated table of particle trajectories. Matched patterns are reconnected with their corresponding full-resolution hits in their corresponding Data Organizer and sent to the Track Fitters. After removal of duplicate tracks, with each phi-region a Read-Out Buffer (ROB) is associated that receives the track data (formatted as a ROD fragment). The ROBs transfer the output on request to the LVL2 trigger.

B. Pattern Recognition in Associative Memories

Luminosities above $10^{34} \text{ cm}^{-2} \text{ s}^{-1}$ combined with 86 million readout channels create a unique combinatorial challenge for tracking. FTK overcomes this with the help of specialized AM hardware that implements a massive, ultra-fast lookup table that enumerates all realistic particle trajectories (patterns) through the 11 detector layers [7]. In order to keep the size of the trajectory lookup under control, detector hits are merged into coarse-resolution *superstrips* having a width of a few millimeters [8]. The pattern bank is precalculated either from single track Monte-Carlo or from real data events (Fig. 3(a)) and stored in the AM.

Each pattern in the AM includes its own comparison logic. When hits from a given event enter the AM, they are simultaneously compared with millions of pre-stored patterns. In order to account for inefficiencies in individual detector layers, FTK also matches patterns with one missing layer (Fig. 3(b)).

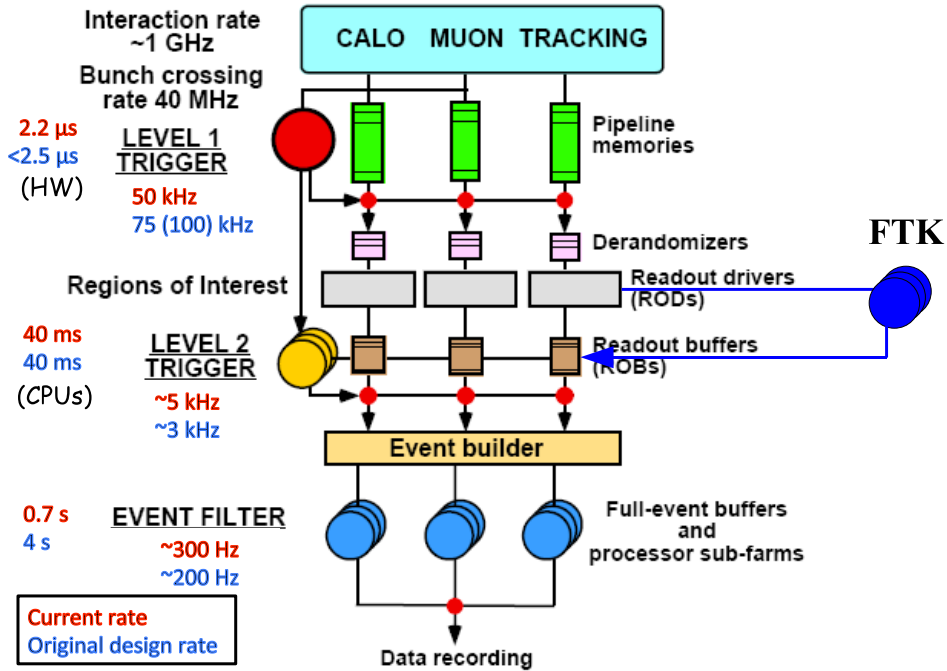


FIG. 1: ATLAS trigger system and its integration with FTK.

C. Track Fitting

FTK computes five track helix parameters (curvature, d_0 etc) and a χ^2 quality of fit from the *full resolution* hits within each matched pattern. Since patterns are constructed from reduced-granularity superstrips, multiple full-resolution hits can belong to a given superstrip. This results in some ambiguity, which is resolved by fitting all combinations within the superstrips.

Performing full χ^2 minimization with respect to five parameters is an extremely slow procedure. Instead, FTK reduces the track fitting problem to a set of scalar products, which can be computed efficiently using DSP units in modern commercial FPGA's. This is done by arranging geometrically similar patterns into a number of groups (called *sectors*), so that within each sector the relationship between hit positions (x_j) and track parameters (p_i) is approximately linear:

$$p_i = \sum_{j=1}^{14} c_{ij} \cdot x_j + q_i \quad (1)$$

The fitting coefficients for each sector are precomputed from the same training data that was used in pattern generation. An added advantage of this approach is that when real detector hits are used in training, misalignments and other detector effects are automatically taken into account.

Overall, the linearized approach allows FTK to achieve near-offline resolution as shown in Figure 4, with a fitting rate of about 1 fit per nanosecond.

V. TIMING

An important consideration the FTK design is the execution time for typical events at high luminosity. The expected execution time of the current ATLAS trigger system and the FTK system for WH events simulated

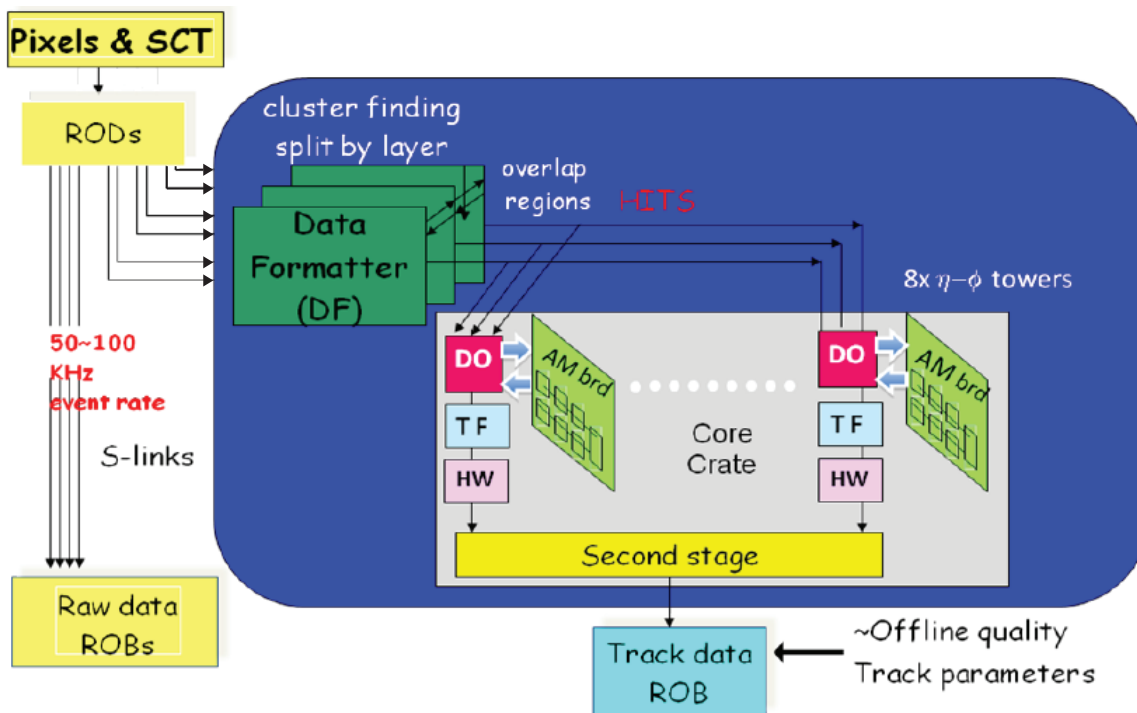


FIG. 2: Schematic diagram of the FTK data flow

at $3 \times 10^{34} \text{ cm}^{-2} \text{ s}^{-1}$ was evaluated. The preliminary results are that while the current system requires ~ 25 msec per jet ROI (and there will be several of these per event at an realistic jet E_T threshold), global tracking of the entire detector can be done by the FTK system in $\sim 25 \mu\text{sec}$ per event for a track p_T threshold of 1 GeV.

VI. EXPECTED PERFORMANCE

As previously mentioned, b quarks and τ leptons produce specific tracking signatures which can be exploited in triggering on these physics objects. Offline-quality b -tagging efficiency and light quark rejection using the signed impact parameter significance can be achieved by using the savings in tracking time to apply more sophisticated b -tagging algorithms at LVL2. Fig. 5 compares the signed impact parameter significance of FTK tracks with that of offline tracks. For hadronic τ decays, a tagging algorithm that requires 1 (2 or 3) tracks in a signal cone for 1-prong (3-prong) and no tracks with $p_T > 1.5$ GeV in an isolation cone. A comparison of the τ -tagging efficiency for $H \rightarrow \tau\tau$ events simulated at $3 \times 10^{34} \text{ cm}^{-2} \text{ s}^{-1}$ between offline tracking and FTK tracking is shown in Fig. 6. Using this algorithm, the fake τ probability from jets is found to be $\sim 0.1\%$ for both offline and FTK tracking. In both Fig. 5 and Fig. 6, it is shown that FTK tracks are expected to provide tagging performance that is similar with offline tracks at high luminosity.

Additionally, improved isolation performance facilitated by tracking information can help retain good efficiency for electron and muon triggering in the presence of pile-up interactions. A preliminary study of isolation in muon triggering at high luminosity, where a purely calorimeter-based isolation becomes less effective, was performed. The results are summarized in Fig. 7. In Fig. 7 (left), it can be seen that the muon efficiency using calorimeter-only isolation decreases rapidly with increasing pile-up, even if cell thresholds are raised on the electromagnetic calorimeter. Fig. 7 (right) shows that a tracking-based isolation which uses the z -position of the vertex has constant muon signal efficiency out to at least 100 pile-up interactions.

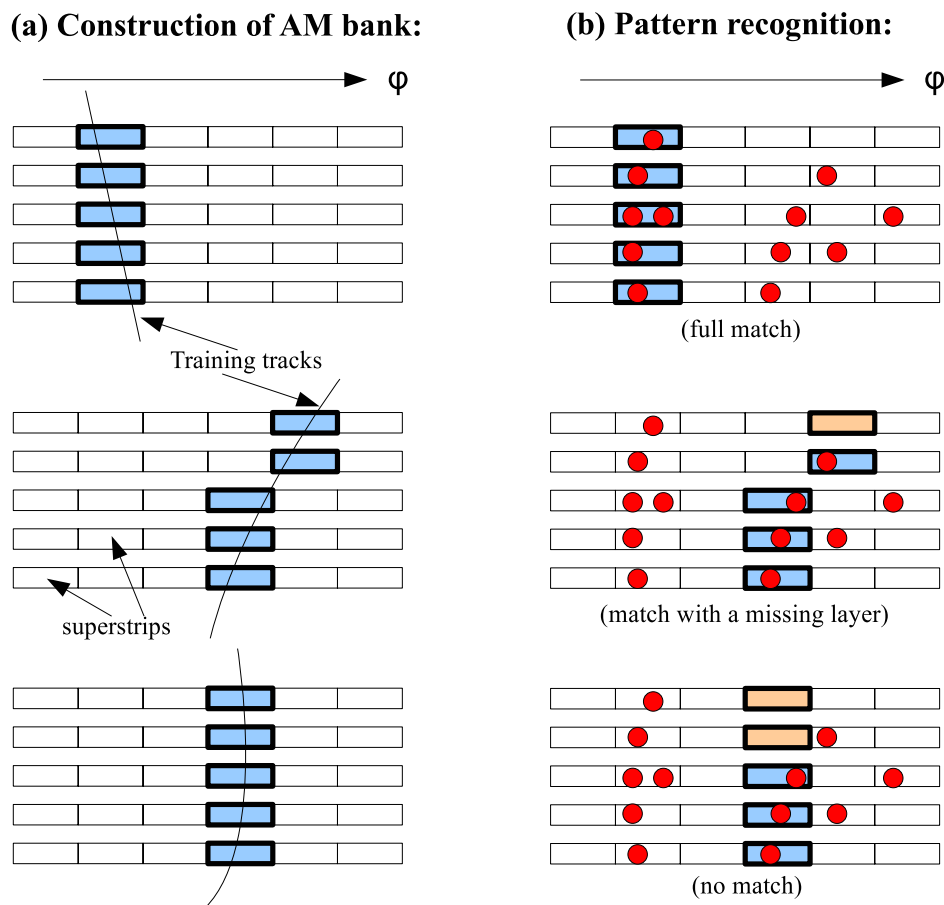


FIG. 3: Associative Memory and pattern bank operation

VII. CONCLUSIONS AND OUTLOOK

FTK performs global track reconstruction at the full LVL1 trigger rate and naturally integrates with the current ATLAS data acquisition system. Using massively parallel Associative Memories, it will provide a complete list of three-dimensional tracks at the beginning of LVL2 processing, including tracks outside of the ROIs. The extra time saved by FTK can be used in LVL2 to apply more advanced algorithms and ultimately extend the physics reach of the ATLAS experiment.

FTK robustly and quickly reconstructs tracks at the LHC design luminosity and produces efficiencies and resolutions comparable to offline tracking. The FTK execution time for tracking a typical high luminosity events over all sensitive regions of the detector is expected to be a 1000 times faster than the current system tracking in a single ROI.

The FTK project was approved as an official ATLAS upgrade project in December 2010. The FTK system is currently under development by groups in Europe, Japan, and the U.S., with the goal of having a full system deployed by 2016. Currently, the system architecture and algorithms are being finalized. Work on designing

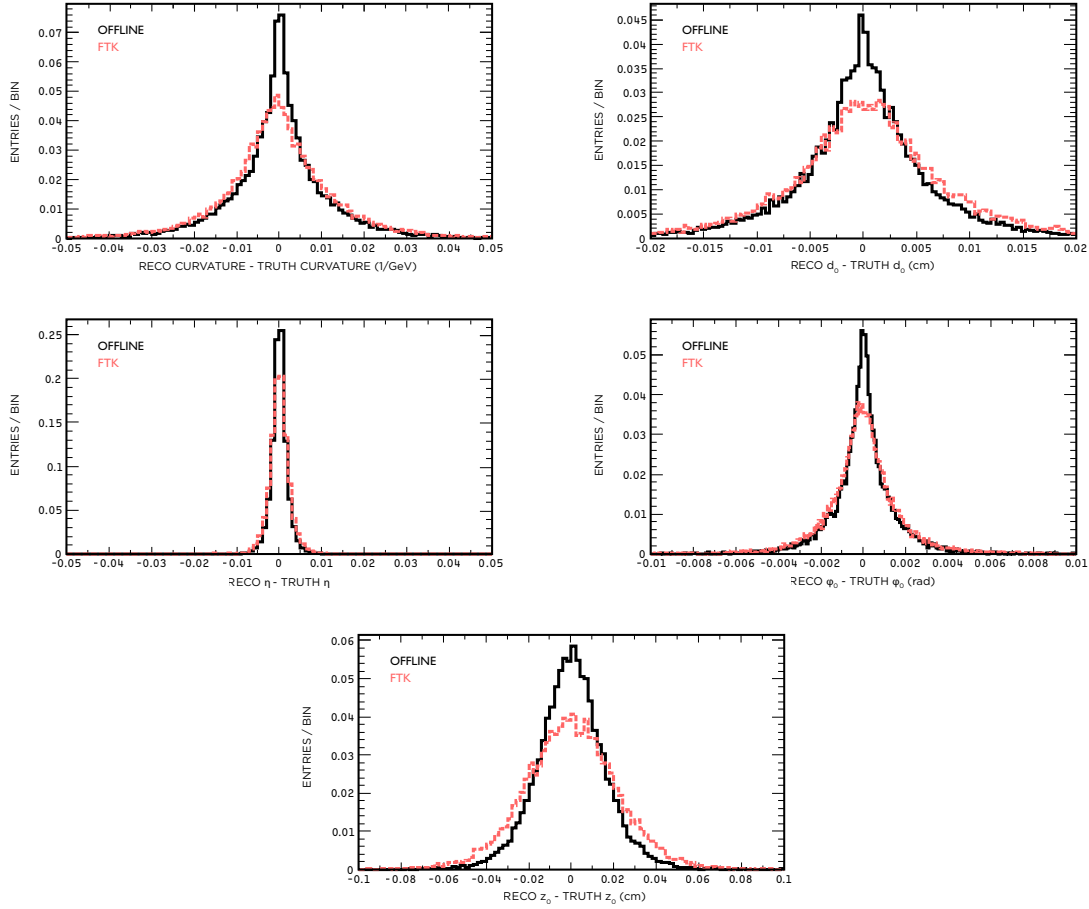


FIG. 4: Impact Parameter resolution for all primary tracks with $p_T > 1$ GeV in WH ($H \rightarrow b\bar{b}$) events at the design luminosity - comparison between FTK and offline tracking

and building prototype boards and a next-generation Associative Memory chip is under way.

-
- [1] A. Andreani, *et. al.*, *The Fast Track real time processor and its impact on muon isolation, tau and b-jet online selections at ATLAS*, Proceedings of 17th IEEE-NPSS Real Time Conference (2010).
 - [2] G. Aad, *et. al.*, *The ATLAS Experiment at the CERN Large Hadron Collider*, *JINST*, **3** S08004 (2008)
 - [3] A. Annovi *et. al.*, *The Fast Tracker Processor for Hadronic Collider Triggers*. *IEEE Trans. Nucl. Sci.*, **48**
 - [4] A. Annovi *et. al.*, *Hadron Collider Triggers with High-Quality Tracking at Very High Event Rates*. *IEEE Trans. Nucl. Sci.*, **51**
 - [5] A. Bardi *et. al.*, *SVT: an Online Silicon Vertex Tracker for the CDF Upgrade*. *NIM. A*, **409**(1-3):658-661 (1998)
 - [6] A. Annovi. *A Fast General-Purpose Clustering Algorithm Based on FPGAs for High-Throughput Data Processing*, Proceedings from 11th Pisa Meeting on Advanced Detectors (2009)
 - [7] A. Annovi *et. al.* *A VLSI Processor for Fast Track Finding Based on Content Addressable Memories*. *IEEE Trans. Nucl. Sci.*, **53**(4):2428-2433 (2006)
 - [8] These coarse superstrips are only used in the pattern recognition stage; all final fits are performed with full resolution hits.

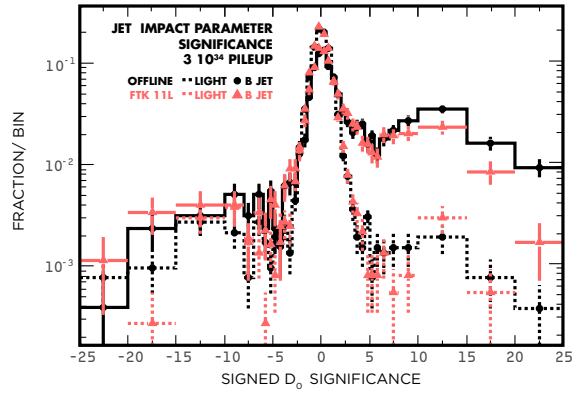


FIG. 5: Comparison of the signed impact parameter significance for WH events simulated at $3 \times 10^{34} \text{ cm}^{-2} \text{ s}^{-1}$ between offline tracks and FTK tracks.

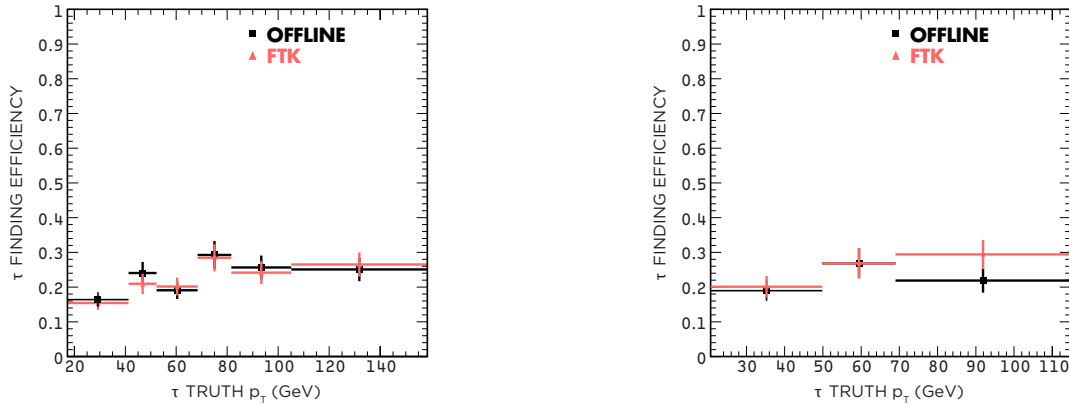


FIG. 6: τ -tagging efficiency versus τp_T for $H \rightarrow \tau\tau$ events simulated at $3 \times 10^{34} \text{ cm}^{-2} \text{ s}^{-1}$ for (left) 1-prong and (right) 3-prong hadronic τ decays.

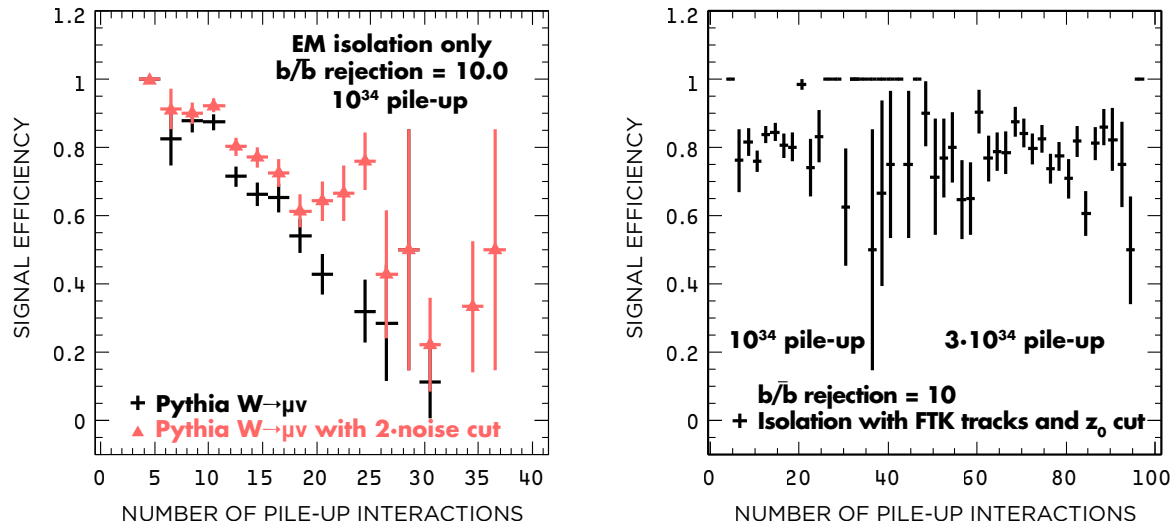


FIG. 7: Comparison of muon signal efficiency versus the number of pile-up interaction using (left) calorimeter-based isolation and (right) FTK tracking-based isolation.