

# A Dual-based Method for Resource Allocation in OFDMA-SDMA Systems with Minimum Rate Constraints

Diego Perea-Vega, André Girard and Jean-François Frigon (Corresponding author)

Department of Electrical Engineering

École Polytechnique de Montréal

C.P. 6079, succ. centre-ville, Montréal, QC, Canada, H3C 3A7

Email: enrique.perea@polymtl.ca, andre.girard@gerad.ca, j-f.frigon@polymtl.ca

Tel: 1-514-340-4711 ext. 3642

Fax: 1-514-340-5892

## Abstract

We consider multi-antenna base stations using orthogonal frequency-division multiple access (OFDMA) and space division multiple access (SDMA) techniques to serve single antenna users, where some of those users have minimum rate requirements and must be served in the current time slot (real time users), while others do not have strict timing constraints (non real time users) and are served on a best effort basis. The resource allocation problem is to find the user assignment to subcarriers and the transmit beamforming vectors that maximize a linear utility function of the user rates subject to power and minimum rate constraints. The exact optimal solution to this problem can not be reasonably obtained for practical parameters values of the communication system. We thus derive a dual problem formulation whose optimal solution provides an upper bound to all feasible solutions and can be used to benchmark the performance of any heuristic method used to solve this problem. We also derive from this dual optimal solution a primal-feasible dual-based method to solve the problem and we compare its performance and computation time against a standard weight adjustment method. We find that our method follows the dual optimal bound more closely than the weight adjustment method. This off-line algorithm can serve as the basis to develop more efficient heuristic methods.

## I. INTRODUCTION

Multi-antenna base stations using orthogonal frequency-division multiple access (OFDMA) and space division multiple access (SDMA) can simultaneously transmit to different sets of users on multiple subcarriers. In OFDMA-SDMA systems, multi-user diversity allows an increase in the system throughput by assigning transmitting resources to users with good channel conditions. High data rates are thus made possible by exploiting the degrees of freedom of the system in time, frequency and space dimensions. OFDMA-SDMA is also supported by WiMAX and LTE-Advanced systems which are the technologies that will most likely be used to implement fourth generation (4G) cellular networks [1], [2].

Due to the increased degrees of freedom it is critical to use a dynamic and efficient resource allocation (RA) mechanism that takes full advantage of all OFDMA-SDMA transmitting resources [3]. The role of an RA and scheduling algorithm is to allocate the resources for transmission required to meet the quality of service (QoS) requested from upper layers. In this paper, we focus on resource allocation policy for an OFDMA-SDMA system supporting real time traffic with minimum rate requirements.

#### A. *State of the Art*

The combinatorial nature of the RA problem makes it NP-complete [4]. For an OFDMA-SDMA system with a practical number of subcarriers, users and transmit antennas, it is thus almost impossible to solve the RA problem directly. Therefore, most research work focuses on developing heuristic and near-optimal RA algorithms.

Traffic in the system can be divided into two main groups: delay sensitive real time (RT) services and delay-insensitive non real time (nRT) services. Early work on OFDMA-SDMA systems focused on solving the RA problem for only nRT services, where the objective was to maximize the total throughput with only power constraints and possibly minimum BER constraints. In [4] the complete optimization problem was divided into a per-subcarrier user selection problem and a power allocation problem, which are both solved heuristically. A similar approach using Zero Forcing (ZF) beamforming was reported in [5]. The work of [4], [5] does not solve the complete optimization problem because of its computational complexity. Instead, it is separated into uncoupled subproblems that provide non-optimal solutions. For this reason, optimal or good approximations to near-optimal solutions are important to benchmark the heuristic algorithm performance. Several methods to obtain near optimum solutions have been proposed for the RA problem with nRT traffic only. For example, in [6] genetic algorithms are proposed, while [7], [8], [9], [10] provide methods to compute a near-optimal solution based on dual decomposition methods. In addition to providing a benchmark, near optimal algorithms can also lead to the design of efficient RA methods as shown in [10] where heuristic algorithms derived from the dual decomposition methods are proposed.

Several approaches have been proposed to solve the OFDMA-SDMA RA algorithm with RT traffic services. In some works, the design of the RA algorithm supporting real time QoS is intertwined with the scheduler design. The scheduler decides at each time slot which users must be served and sets their priorities in the RA utility function [11]. Priority can thus be given according to the current deadlines for RT services by increasing their weight in the utility function while achieving some degree of fairness for nRT services [12]. The utility function is used as the objective to maximize by the RA problem without any explicit minimum rate constraints for the RT users. Similarly, RA heuristic algorithms for RT services have also been proposed where the users are served in priority according to the packet waiting time and urgency to be served [13], [14], [15]. Note that with these *reactive* approaches, the minimum rate requirements are not modelled as hard constraints in the per-slot RA problem. Instead, RT users with poor channel conditions are backlogged until their delay is close to the deadline and then the RA reacts and allocates resources to them. This causes an increase in the average delay and delay jitter, which is not suitable for RT services.

Another approach is to use constraints on the average rate delivered to a user [16]. However, unlike the work presented

in [17] where a near optimal solution is provided for the single antenna OFDMA RA problem with average rate constraint, the algorithm presented in [16] is a heuristic approximation. Note that with average rate constraints, RT users tend to be served when they have good channel conditions which can create unwanted delay violations and jitter.

In [18], an heuristic algorithm for the RA problem with proportional rate constraints is proposed. Although rate constraints are used on a per slot basis, the actual rate is relative to the total rate and does not offer a guaranteed minimum rate to RT users.

Heuristic algorithms have also been proposed for the RA problem with minimum rate constraints

[19], [20]. For example, in [19] a subcarrier exchange heuristic is proposed to satisfy the minimum rates.

## *B. Paper Contribution and Organization*

To guarantee the required QoS for RT users it is preferable to integrate their minimum rate requirements into the RA optimization problem rather than using reactive methods without explicit rate constraints. Some heuristics have been proposed for the OFDMA SDMA RA problem with minimum rate requirements but no optimal or near-optimal solution has been derived, as was done for the OFDMA-SDMA RA problem for nRT traffic. Having such a solution is important to benchmark heuristics and can also lead to the design of more efficient heuristics. The main contribution of this paper is therefore an efficient method that provides a near-optimal solution to the following OFDMA-SDMA RA problem for mixed RT and nRT traffic: for a given time slot, find the user selection and beamforming vectors that maximize a linear utility function of the users rates, given a power constraint and minimum rate constraints for RT users. The user weights in the linear utility function are arbitrary and can be the result of a prioritization or fairness policy by the scheduler. We focus on the solution of the RA optimization problem by using a Lagrange dual decomposition method. The solution to the dual function provides an upper bound to the primal RA problem. We show, for small cases where it is possible to find the optimal solution to the primal problem, that the duality gap is small. We also propose a simple off-line near optimal algorithm which, based on the solution obtained from the dual decomposition method, provides a feasible solution to the RA problem. We study several cases where we compare the performance of the dual upper bound, the feasible solution provided by the proposed method and a solution obtained using weight adjustments in the utility function. The results indicate that the proposed method is close to the upper bound while methods adjusting the user weights in the utility function in order to prioritize RT users lead to significantly sub-optimal solutions for the OFDMA-SDMA RA problem.

The paper is organized as follows. We describe the system and formulate the optimization problem we seek to solve in Section II. We present in Section III the dual-based method. In Section IV, we present an algorithm that finds a feasible solution based on the dual optimal solution and we present two other alternative methods: one that solves the problem by finding the exact solution, the other by using the weight adjustment technique. In Section V, we compare the performance and computation time of our method against the two alternative methods and in Section VI we present our conclusions.

## II. SYSTEM DESCRIPTION AND PROBLEM FORMULATION

We consider the resource allocation problem for the downlink transmission in a multi-carrier multi-user multiple input single output (MISO) system with a single base station (BS) serving  $K$  users, where some of those users have RT traffic with minimum rate requirements while the others have nRT traffic. The base station is equipped with  $M$  transmit antennas and each user has one receive antenna. In this configuration, the BS can transmit in the downlink data to different users on each subcarrier by performing linear beamforming precoding at the BS. At each OFDM symbol, the base station can change the beamforming vector for each user on each subcarrier to maximize some performance function. In this paper, we assume that capacity achieving channel coding is employed and the data rate units are in terms of bits per OFDM symbol or equivalently bits per second per Hertz (bps/Hz).

### A. Signal Model

First we describe the model used to compute the bit rate received by each user. Define

- $s_{k,n}$  the symbol transmitted by user  $k$  on subcarrier  $n$ . We assume that the  $s_{k,n}$  are independently identically distributed random variables with  $s_{k,n} \sim \mathcal{CN}(0, 1)$ .
- $\mathbf{w}_{k,n}$  a  $M$ -component column vector representing the beamforming for user  $k$  on subcarrier  $n$ . Unless otherwise noted, we denote  $\mathbf{w}$  the vector made up by the column stacking of the vectors  $\mathbf{w}_{k,n}$ .
- $\mathbf{x}_n$  a  $M$ -component column vector representing the signal sent by the array of  $M$  antennas at the BS for each subcarrier  $n$ .
- $\mathbf{h}_{k,n}$  a  $M$ -component row vector representing the channel between the  $M$  antennas at the BS and the receive antenna at user  $k$  for each subcarrier  $n$ .
- $z_{k,n}$  the additive white gaussian noise at the receiver for user  $k$  on subcarrier  $n$ . The  $z_{k,n}$  are independently identically distributed (i.i.d.) and without loss of generality we assume that  $z_{k,n} \sim \mathcal{CN}(0, 1)$ .
- $y_{k,n}$  the signal received by user  $k$  on subcarrier  $n$ .
- $r_{k,n}^0$  the rate of user  $k$  on subcarrier  $n$ .

The signal vector  $\mathbf{x}_n$  is built by a linear precoding scheme which is a linear transformation of the information symbols  $s_{k,n}$ :

$$\mathbf{x}_n = \sum_k \mathbf{w}_{k,n} s_{k,n}. \quad (1)$$

The signal received by user  $k$  on subcarrier  $n$  is then given by

$$\begin{aligned} y_{k,n} &= \mathbf{h}_{k,n} \mathbf{x}_n + z_{k,n} \\ &= \mathbf{h}_{k,n} \mathbf{w}_{k,n} s_{k,n} + \sum_{j \neq k} \mathbf{h}_{k,n} \mathbf{w}_{j,n} s_{j,n} + z_{k,n}. \end{aligned} \quad (2)$$

The second and third terms in the right side of (2) correspond to the interference and noise terms, respectively. Since the signals and noise are Gaussian, the interference plus noise term is also Gaussian and the data rate of user  $k$  for subcarrier  $n$

is given by the Shannon channel capacity for an additive white Gaussian noise channel:

$$r_{k,n}^0(\mathbf{w}) = \log_2 \left( 1 + \frac{\|\mathbf{h}_{k,n} \mathbf{w}_{k,n}\|^2}{1 + \sum_{j \neq k} \|\mathbf{h}_{k,n} \mathbf{w}_{j,n}\|^2} \right). \quad (3)$$

### B. Rate Maximization Problem

The general rate maximization problem corresponding to the OFDMA-SDMA RA problem with mixed RT and nRT traffic is to find a set of beamforming vectors  $\mathbf{w}_{k,n}$  that will maximize the users weighted sum rate. This is limited by the total power available for the transmission at the base station and some users with real time QoS requirements must receive a minimum rate. More precisely, we assume that we know

- $K$  Number of users in the cell.
- $\mathcal{K}$  Set of users in the cell:  $\{1, \dots, K\}$ .
- $\mathcal{D}$  A subset of  $\mathcal{K}$  containing the users that have minimum rate requirements. We define  $D = |\mathcal{D}|$ .
- $M$  Number of antennas at the BS.
- $\check{d}_k$  Minimum rate requirement for user  $k$ .
- $N$  Number of subcarriers available.
- $\check{P}$  Total power available at the base station for transmitting over all channels.
- $c_k$  Weight factors that are used by the scheduler to implement prioritization or fairness.

We then want to solve the following optimization problem to obtain the resource allocation

$$\max_{\mathbf{w}} U^0 = \sum_{n=1, k=1}^{N, K} c_k r_{k,n}^0(\mathbf{w}) \quad (4)$$

$$\sum_{n=1, k=1}^{N, K} \|\mathbf{w}_{k,n}\|^2 \leq \check{P} \quad (5)$$

$$\sum_{n=1}^N r_{k,n}^0(\mathbf{w}) \geq \check{d}_k, \quad k \in \mathcal{D}. \quad (6)$$

The power used by the transmitter is represented by the sum of the squared norms of the beamforming vectors in constraint (5).

The achievable rate over all subcarriers should be higher or equal than the required minimum rate per user as in (6).

Problem (4-6) is a non-convex, nonlinear optimization problem. Using an exact algorithm to find a global optimal solution is very hard considering the size of a typical problem where there can be up to a hundred users and hundreds of sub-channels. Another option is to use a standard non-linear program (NLP) solver to compute a local optimal solution and use different starting points in the hope of finding a good global solution. The problem with this approach is that 1) we don't know how close we are to the true optimum and 2) the technique is quite time-consuming. Albeit those problems, we explored this approach and observe that most users end up with a zero beamforming vector and only a small subset of users ( $\leq M$ ) actually get some rate. Furthermore, in accordance to what was reported for the SDMA problem in [21], we observed that at high SNR the ZF solution is very close to the local optimum. This ZF solution is easily computed by channel diagonalization and

water-filling power allocation. For these reasons, we now turn to the so-called *Zero-Forcing* beamforming strategy.

### C. Zero-Forcing Beamforming

In general, user  $k$  is subject to the interference from other users which reduces its bit rate, as indicated by the denominator in (3). Zero-forcing beamforming is a strategy that completely eliminates interference from other users. For each subcarrier  $n$ , we choose a set  $\phi$  of  $g \leq M$  users which are allowed to transmit. This is called a *SDMA* set. We then impose the condition that for each user  $k$  in this set, the beamforming vector of user  $k$  must be orthogonal to the channel vectors of all the other users of the set. This amounts to adding the orthogonality constraints

$$\mathbf{h}_{k,n} \mathbf{w}_{j,n} = 0 \quad j \neq k, j, k \in \phi \quad (7)$$

and the user  $k$  data rate for subcarrier  $n$  simplifies to:

$$r_{k,n}^0(\mathbf{w}_{k,n}) = \log_2(1 + \|\mathbf{h}_{k,n} \mathbf{w}_{k,n}\|^2). \quad (8)$$

With zero-forcing, the beamforming problem is now made up of two parts. We need to select a *SDMA* set for each subcarrier and for each selected *SDMA* set, we must compute the beamforming vectors in such a way that the total rate received by all users is maximized. Because of this, we need to add another set of decision variables

$\alpha_{k,n}$  a binary variable that is 1 if we allow user  $k$  to transmit on subcarrier  $n$  and zero otherwise. We denote the collection of  $\alpha_{k,n}$  by the vector  $\boldsymbol{\alpha}$ .

This results in the ZF problem

$$\max_{\mathbf{w}, \boldsymbol{\alpha}} U^1 = \sum_{n=1, k=1}^{N, K} c_k r_{k,n}^0(\mathbf{w}_{k,n}) \quad (9)$$

$$\sum_{n=1, k=1}^{N, K} \|\mathbf{w}_{k,n}\|^2 \leq \check{P} \quad (10)$$

$$\sum_{n=1}^N r_{k,n}^0(\mathbf{w}_{k,n}) \geq \check{d}_k, \quad k \in \mathcal{D} \quad (11)$$

$$\sum_k \alpha_{k,n} \leq M, \quad \forall n \quad (12)$$

$$(\mathbf{h}_{k,n} \mathbf{w}_{j,n})^2 \leq B [(1 - \alpha_{k,n}) + (1 - \alpha_{j,n})], \quad \forall n, \forall k, \forall j, k \neq j \quad (13)$$

$$\|\mathbf{w}_{k,n}\| \leq A \alpha_{k,n} \quad (14)$$

$$\alpha_{k,n} \in \{0, 1\} \quad (15)$$

where  $A$  and  $B$  are some large positive constants. Constraint (12) guarantees that we do not choose more than  $M$  users for each subcarrier and constraint (13) guarantees that if we have chosen two users  $k$  and  $j$ , they meet the zero-forcing constraints and that the constraints are redundant for other choices of users. Constraint (14) guarantees that the beamforming vector is zero for users that are not chosen. It would seem that the zero-forcing model is not improving things much: We have gone

from a non-convex nonlinear program to a non-convex mixed nonlinear program. However, as we will explain in the next section, this allows us to design an efficient and accurate algorithm.

### III. DUAL-BASED SOLUTION METHOD

We cannot solve problem (9–15) fast enough to use it for a real time algorithm. Nevertheless, we need to compute solutions so that we can use them as benchmarks to evaluate the quality of real time heuristic approximations. We now present an off-line solution technique that is tractable for problems of moderate size and that can give either near-optimal solutions or at least a bound when the optimum cannot be reached.

Solving the zero-forcing problem will require some form of search over the  $\alpha$  variables. Note that this ranges over all subsets of users smaller than  $M \times N$  so that the search space is going to be fairly large. Our first transformation is thus to separate the problem into single-subcarrier subproblems. For this, we dualize the constraints (10) and (11) since they are the ones that couple the subcarriers. Define the dual variables

$\lambda$  Lagrange multiplier for power constraint (10).

$\mu_k$  Lagrange multipliers for minimum rate constraint (11) of user  $k$ . The collection of  $\mu_k$  is denoted  $\boldsymbol{\mu}$ .

In order to simplify the derivation, we define the dual variables  $\mu_k$  for all users  $k \in \mathcal{K}$ . For users with no minimum rate requirements ( $k \notin \mathcal{D}$ ), we have  $\mu_k = 0$ . In what follows, we use the standard form of Lagrangian duality which is expressed in terms of minimization with inequality constraints of the form  $\leq$ . Under these conditions, the multipliers  $\lambda, \boldsymbol{\mu} \geq 0$ . We get the partial Lagrangian

$$\begin{aligned} \mathcal{L} &= - \sum_{n=1, k=1}^{N, K} c_k r_{k,n}^0(\mathbf{w}_{k,n}) + \lambda \left[ \sum_{n=1, k=1}^{N, K} \|\mathbf{w}_{k,n}\|^2 - \check{P} \right] + \sum_{k \in \mathcal{D}} \mu_k \left[ \sum_{n=1}^N -r_{k,n}^0(\mathbf{w}_{k,n}) + \check{d}_k \right] \\ &= -\lambda \check{P} + \sum_k \mu_k \check{d}_k + \sum_n \left\{ - \sum_k (c_k + \mu_k) r_{k,n}^0(\mathbf{w}_{k,n}) + \lambda \sum_k \|\mathbf{w}_{k,n}\|^2 \right\}. \end{aligned} \quad (16)$$

The value of the dual function  $\Theta$  at some point  $(\lambda, \boldsymbol{\mu})$  is obtained by minimizing the Lagrange function over the primal variables

$$\Theta(\lambda, \boldsymbol{\mu}) = \min_{\mathbf{w}, \boldsymbol{\alpha}} \mathcal{L}(\lambda, \boldsymbol{\mu}, \mathbf{w}, \boldsymbol{\alpha}) \quad (17)$$

and the dual problem is

$$\max_{\lambda, \boldsymbol{\mu}} \Theta(\lambda, \boldsymbol{\mu}) \quad (18)$$

$$\lambda, \boldsymbol{\mu} \geq 0 \quad (19)$$

which we can solve by the well known subgradient algorithm [22]. From now on, we concentrate on the calculation of the subproblem (17).

### A. Subchannel Subproblem

Because of the relaxation of the carriers coupling constraints, the subproblems in (17) decouple by subcarrier since the objective (16) is separable in  $n$  and so are constraints (12–14). Computing the dual function then requires the solution of  $N$  independent subproblems. For subcarrier  $n$ , after dropping the  $n$  subscript, this has the form

$$\min_{\mathbf{w}, \alpha} f_n = - \sum_k (c_k + \mu_k) r_k^0(\mathbf{w}_k) + \lambda \sum_k \|\mathbf{w}_k\|^2 \quad (20)$$

$$\sum_k \alpha_k \leq M, \quad (21)$$

$$(\mathbf{h}_k \mathbf{w}_j)^2 \leq B [(1 - \alpha_k) + (1 - \alpha_j)], \quad \forall k, \forall j, k \neq j \quad (22)$$

$$\|\mathbf{w}_k\| \leq A \alpha_k \quad (23)$$

$$\alpha_k \in \{0, 1\}$$

Problem (20–23) is still a mixed NLP, albeit of a smaller size.

### B. SDMA Subproblem

A simple solution procedure is to enumerate all possible choices for  $\alpha_{k,n}$  that meet constraint (12). This is called the *extensive* formulation of the problem. Each such choice defines a SDMA set which we will denote by  $s$  and  $\kappa = |s|$ . For each  $s$ , we solve the optimal beamforming problem

$$\max_{\mathbf{w}} f_{n,s} = \sum_{k \in s} c'_k \log_2 (1 + (\mathbf{h}_k \mathbf{w}_k)^2) - \lambda \|\mathbf{w}_k\|^2 \quad (24)$$

$$\mathbf{h}_j \mathbf{w}_k = 0 \quad j \neq k \quad j, k \in s \quad (25)$$

where  $c'_k = c_k + \mu_k$ . Note that constraint (21) is automatically satisfied by the construction of  $s$ , constraint (23) simply drops out since  $\mathbf{w}_k = 0$  for  $k \notin s$  and constraint (22) remains only for  $k \in s$ , but we write it as (25) because we are considering only users that belong to SDMA set  $s$ .

This is certainly not a feasible real time algorithm, but for realistic values of  $K$ , say around 100, and  $M = 4$ , the number of cases is still manageable. This can give near-optimal solutions against which to compare heuristics. This is possible only if the SDMA beamforming sub-problem (24–25) can be solved efficiently.

### C. Beamforming Subproblem

This is in fact the case because it separates into  $\kappa$  independent problems, one for each user in the SDMA set. Here again we drop the  $k$  index to simplify the discussion. We have to compute the beamforming vector  $\mathbf{w}$  for a given user. For this user, we know the set of channel vectors for the other members of  $s$ . We denote these vectors by the  $(\kappa - 1) \times M$  matrix  $\mathbf{H}$ . We



also denote the channel vector for the user under consideration by  $\mathbf{h}$ . The problem is then

$$\max_{\mathbf{w}} f_{n,s,k} = c'_k \log_2 \left( 1 + (\mathbf{h}\mathbf{w})^2 \right) - \lambda \|\mathbf{w}\|^2 \quad (26)$$

$$\mathbf{H}\mathbf{w} = 0 \quad (27)$$

so that for realistic values, this is a small nonlinear program. There are  $M$  variables and  $\kappa - 1$  linear constraints. It can be solved quickly by a number of techniques. Still, the overall computation load can be quite large. There will be  $\kappa$  such problems to solve for each SDMA set, and there are  $S = \sum_{i=1}^{\kappa} \binom{K}{i}$  such sets for each of the  $N$  subcarriers so that we have to solve the problem  $\kappa \times S \times N$  times and this for each iteration of the subgradient algorithm. Clearly, any simplification of the beamforming subproblem can reduce the overall computation time significantly.

#### D. Approximate Solution of the Beamforming Problem

This can be done by the following construction. Instead of searching in the whole orthogonal subspace of  $\mathbf{H}$  as defined by (27), we pick a direction vector in that subspace and search only on its support. This will give a good approximation to the extent that the direction vector is close to the optimal vector. The choice of direction is motivated by the fact that the objective function depends only on the product  $\mathbf{h}\mathbf{w}$ . We then introduce a new independent variable

$$q = \mathbf{h}\mathbf{w} \quad (28)$$

and because this variable is not independent of  $\mathbf{w}$ , we add Eq. (28) as a constraint. We then get the equivalent problem

$$\max_{\mathbf{w}, q} f = c' \log_2 (1 + q^2) - \lambda \|\mathbf{w}\|^2 \quad (29)$$

$$(\mathbf{h}\mathbf{w}) = q \quad (30)$$

$$\mathbf{H}\mathbf{w} = 0 \quad (31)$$

which we can rewrite in the standard form  $\mathbf{G}\mathbf{w} = \mathbf{b}$  where the  $\mathbf{G}$  matrix is the concatenation of  $\mathbf{h}$  and  $\mathbf{H}$  and  $\mathbf{b}^T = [q, 0, 0 \dots 0]^T$ .

Since we are proposing to transform the constrained optimization over the  $\kappa$  variables into an unconstrained optimization over  $q$  only, we must be able to express  $\mathbf{w}$  as a function of  $q$ . Since the linear system is under-determined, this is obviously not unique. We use  $\mathbf{G}^+$ , the pseudo-inverse of  $\mathbf{G}$ , for this back transformation. We then have  $\mathbf{w} = \mathbf{G}^+\mathbf{b}$ . A well known property of the pseudo-inverse is that it picks the vector of minimum norm compatible with the linear system. In other words, choosing this transformation will *minimize*  $\|\mathbf{w}\|$  so that it is minimizing the power term in the objective function. Because  $\lambda \geq 0$ , this has the effect of contributing to the maximization of  $f$ .

Expanding the matrix equation for  $\mathbf{w}$ , we find that

$$w_i = \mathbf{G}_{i,1}^+ q \quad i = 1 \dots \kappa \quad (32)$$

which can then be replaced in the objective function. We get the unconstrained problem

$$\max_q c' \log_2(1 + q^2) - \lambda q^2 \gamma^2 \quad (33)$$

where  $\gamma = \|\mathbf{G}_1^+\|$  and  $\mathbf{G}_1^+$  denotes the first column of  $\mathbf{G}^+$ . Changing the variables  $p = q^2$  and adding the constraint  $p \geq 0$ , we get the equivalent problem

$$\max_p c' \log(1 + p) - \lambda \gamma^2 p \quad (34)$$

$$p \geq 0 \quad (35)$$

which has the solution

$$p = \max \left\{ 0, \frac{c'}{\lambda \gamma^2} - 1 \right\} \quad (36)$$

so that the computation time is basically the evaluation of  $\mathbf{G}^+$ .

### E. Computing the Dual Function

To summarize, after reinstating all indices, we can write

$$\Theta(\lambda, \boldsymbol{\mu}) = - \left( \lambda \check{P} - \sum_k \mu_k \check{d}_k + \sum_n f_n \right) \quad (37)$$

$$f_n = \max_s \{ f_{n,s} \} \quad (38)$$

$$f_{n,s} = \sum_{k \in s} f_{n,s,k} \quad (39)$$

$$f_{n,s,k} = c'_k \log(1 + p_{n,s,k}) - \lambda \|\mathbf{w}_{n,s,k}\|^2 \quad (40)$$

$$p_{n,s,k} = \max \left\{ 0, \frac{c'_k}{\lambda \gamma_{n,s,k}^2} - 1 \right\} \quad (41)$$

$$\gamma_{n,s,k} = \|\mathbf{G}_1^+\|_{n,s,k} \quad (42)$$

$$\mathbf{w}_{n,s,k} = \mathbf{G}_{n,s,k}^+ \mathbf{b}_{n,s,k} \quad (43)$$

$$\mathbf{b}_{n,s,k} = [p_{n,s,k}, 0, \dots, 0]^T \quad (44)$$

and  $\mathbf{G}_{n,s,k}^+$  is the pseudo-inverse of the concatenation of  $\mathbf{h}_{n,k}$  and  $\mathbf{H}_{n,s,k}$ . We denote  $s^*(n)$ ,  $n = 1, \dots, N$ , the solution of the maximization operation over  $s$  in (38). This is the optimal SDMA set for subchannel  $n$  for the current values of the multipliers. We also denote  $\mathbf{w}_{n,k}^*$  the optimal beamforming vectors for the users  $k \in s^*(n)$ . The largest part of the computation to evaluate the dual function is the calculation of  $\mathbf{G}_{n,s,k}^+$  which has to be done for each subchannel, each SDMA set and each user in these SDMA sets. The number of evaluations can become quite large but the size of each matrix is relatively small so that the calculation remains feasible for medium-size networks. Another advantage is that while solving the dual problem requires multiple subgradient iterations, the calculation of the pseudo-inverses is *independent* of the value of the multipliers. This means that can be done only once in the initialization step of the subgradient procedure.

For convenience we define  $\Phi(\lambda, \boldsymbol{\mu})$  as the negative of the dual function,

$$\Phi \doteq -\Theta = \lambda \check{P} - \sum_k \mu_k \check{d}_k + \sum_n \max_s \{f_{n,s}\} \quad (45)$$

and minimize this function when solving the dual problem (18). Algorithm 1 finds the optimal dual variables  $(\lambda^*, \boldsymbol{\mu}^*)$  that solve the dual problem (18) using the subgradient method [22] with a fixed step size  $\delta$ . The optimum value  $\Phi^*$  is a bound for the primal objective and thus for any feasible point of the primal problem (9). If  $U^1$  is the objective achieved by any feasible point in the primal problem (9) and  $U^*$  its optimum, the following inequalities hold [23]

$$\Phi(\lambda, \boldsymbol{\mu}) \geq \Phi^* \geq U^* \geq U^1 \quad (46)$$

The dual optimum found  $\Phi^*$ , or any approximation to it, is thus an *upper bound* to the optimum value of the primal problem which can be used to benchmark other solution methods.

---

**Algorithm 1** Calculation of the dual solution

---

Construct the set  $\mathcal{S}$  of all subsets of users of size  $1 \leq \kappa \leq M$

**for all**  $n = 1 \dots N$  **do**

**for all**  $s \in \mathcal{S}$  **do**

**for all**  $k \in s$  **do**

      Compute the pseudo-inverse  $G_{n,s,k}^+$  and  $\gamma_{n,s,k}$

**end for**

**end for**

**end for**

Choose an initial value  $\lambda^0$  and  $\boldsymbol{\mu}^0$

Subgradient iterations. We set a limit of  $I_m$  on the number of iterations

**for all**  $i = 1 \dots I_m$  **do**

  Solve the  $N$  subproblems (38)

  Compute the subgradients:

$$g_{\boldsymbol{\mu}}^{(k)} = \check{d}_k - \sum_n r_{n,k}$$

$$g_{\lambda} = \sum_n \sum_{k \in s^*(n)} \|\mathbf{w}_{n,k}^*\|^2 - \check{P}$$

**if**  $\|g_{\boldsymbol{\mu}}\| \leq \epsilon$  and  $\|g_{\lambda}\| \leq \epsilon$  **then**

    Break

**else**

    Update the multipliers

$$\lambda^{i+1} = [\lambda^i + \delta g_{\lambda}]^+$$

$$\boldsymbol{\mu}^{i+1} = [\boldsymbol{\mu}^i + \delta g_{\boldsymbol{\mu}}]^+$$

**end if**

**end for**

---

### F. Performance of the Dual Method

We study in this section the convergence speed and computation time of the dual algorithm for single random channel realizations (the average performance is studied in Section V). We present in Figure 1 the value of the dual function and Lagrange multipliers as a function of the number of iterations while the total transmit power and the rate received by user 1 (single user with minimum rate requirements) are shown in Figure 2. We can see that the method converges very quickly to a solution that is both close to the minimum value and feasible. We observed a similar behavior for several other configurations.

We can see the computation time (i.e., the time used by the CPU) required to solve a problem as a function of the number of users in Figure 3 and as a function of the number of channels in Figure 4. In Figure 4 we further separated the CPU time between the CPU time required to compute the pseudo-inverse at the initialization and the CPU time required to find the dual solution. There is a striking difference since the CPU time growth is much faster than linear as a function of  $K$  while it is very linear as a function of  $N$ . This is obviously because the Lagrangian decomposition separates the overall problem into  $N$  independent subproblems and for fixed  $K$ , the CPU time will grow as the number of subproblems. As a side note, the last value plotted in Figure 3 is much lower because for this random channel realization the problem had no active rate constraints, thus no extra iterations were required. Another important point however is that calculating the pseudo-inverses is much more time-consuming than solving the dual itself. Notice that the two curves in Figure 4 almost overlap but they are plotted on a different scale.

#### IV. OTHER SOLUTION ALGORITHMS

The SDMA set selection and beamforming vectors found by algorithm 1 do not always provide a primal feasible solution. The rate or power constraints might be violated whenever the algorithm stops because the number of iterations has been reached before the convergence rule is met. In this section we present three different approaches to solve the primal problem. In Section IV-A, a direct method where we enumerate all the variables  $\alpha$  and solve the problem for the beamforming vectors  $\mathbf{w}$  in each case is explained. In Section IV-B, we propose a simple procedure to obtain a feasible solution from the dual solution found with algorithm 1. Finally, in Section IV-C we propose a method based on weight adjustments of the utility function to meet the minimum rate requirements. In Section IV-D we study the difference between the dual-based and the weight adjustment methods.

##### A. Exact Solution

One way to evaluate the accuracy of the dual algorithm is to compare it with an exact solution. Problem (9–14) is a nonlinear MIP for which we can do a complete enumeration of the binary variables  $\alpha$ , the set of  $\mathbf{w}$  variables is determined by the choice of a particular  $\alpha$  and constraints (14) are automatically satisfied. The same remark goes for Eq. (13) where the only remaining constraints are the ones for which  $\alpha_{k,n} = 1$ . The ZF constraints are now written as (50) where  $s(n)$  is the SDMA set for subchannel  $n$ , given by the value of  $\alpha$ . For each given value of  $\alpha$ , we then need to solve the optimal beamforming problem

$$\max_{\mathbf{w}} \sum_{n=1, k=1}^{N, K} c_k r_{k,n}^0(\mathbf{w}_{k,n}) \quad (47)$$

$$\sum_{n=1, k=1}^{N, K} \|\mathbf{w}_{k,n}\|^2 \leq \check{P} \quad (48)$$

$$\sum_{n=1}^N r_{k,n}^0(\mathbf{w}_{k,n}) \geq \check{d}_k \quad k \in \mathcal{D} \quad (49)$$

$$(\mathbf{h}_{k,n} \mathbf{w}_{j,n})^2 = 0 \quad j, k \in s(n), k \neq j \quad \forall n \quad (50)$$

where the optimization variables are the beamforming vectors of users in  $s(n)$  for each subchannel  $n$ . The main difference with the dual method is that here, we have to enumerate the set of all possible choices of subsets of  $K$  users,  $M$  antennas and  $N$  channels. This is a much larger set than for the dual method where the enumeration is done separately for each channel and for this reason, we cannot expect to solve very large problems with the exact solution approach.

Each beamforming sub-problem (47) is relatively small but it is not convex. We use the same technique as in Section III-D to simplify it. First, we group the user vectors belonging to SDMA set  $s(n)$  in a  $|s| \times M$  matrix  $\mathbf{H}_n$  and we assume a given  $1 \times |s|$  user power vector  $\mathbf{p}_n$ . The ZF constraints (50) are written in matrix form as

$$\mathbf{H}_n \mathbf{W}_n = \text{diag}(\sqrt{\mathbf{p}_n}), \quad \forall n \quad (51)$$

and we restrict the beamforming vectors to be in the direction given by the pseudo-inverse matrix

$$\mathbf{W}_n = \mathbf{H}_n^\dagger \text{diag}(\sqrt{\mathbf{p}_n}), \quad \forall n. \quad (52)$$

The problem then reduces to the optimization over the vector  $\mathbf{p}_n$

$$\max_{\mathbf{p}_n} U^2 = \sum_{k \in s(n)} c_k \sum_{n=1}^N \log_2(1 + p_{k,n}) \quad (53)$$

$$\sum_{n=1}^N \sum_{k \in s(n)} \beta_{k,n} p_{k,n} \leq \check{P} \quad (54)$$

$$\sum_{n=1}^N \log_2(1 + p_{k,n}) \leq \check{d}_k, \quad k \in \mathcal{D} \quad (55)$$

$$\beta_{k,n} = \left[ (\mathbf{H}_n^\dagger)^H \mathbf{H}_n^\dagger \right]_{k,k}$$

$$\mathbf{p}_n \geq 0. \quad (56)$$

Problem (53–56) is convex since we are maximizing a concave function over a convex set and can be solved by standard techniques. The overall procedure to find an exact solution by enumeration is summarized in algorithm (2).

---

**Algorithm 2** Enumeration Algorithm

---

```

MAX ← 0
for  $i = 1$  to  $S^N$  do
  Solve problem (53–56) for given SDMA set assignment  $s_i(n)$  with objective function  $U^2$ 
  if  $U^2 \geq \text{MAX}$  then
    MAX ←  $U^2$ 
     $s^o \leftarrow s_i$ 
  end if
end for

```

---

*B. Dual-Based Feasible Solution*

Algorithm 1 can provide an optimal solution  $(\lambda^*, \mu^*)$  to the dual problem (18). However, the subgradient algorithm is known to converge slowly and, in some cases, we need to stop the iterations before the algorithm has reached an optimal dual

solution. In these cases, the optimal solution may not be feasible. In this section we are proposing a refinement of the dual method to construct a feasible solution starting from the final solution found for the dual problem.

Algorithm 3 summarizes this method. The algorithm begins by solving the dual problem (18) using algorithm 1. If the solution is not feasible either directly or by recomputing the power allocation using (53–56) for the SDMA set assignment found in the dual problem, the algorithm performs a search by increasing the dual variables associated to the users whose QoS constraints are not met until a new SDMA set assignment is found. It then solves the power allocation problem (53–56) for this new SDMA set assignment and checks the solution feasibility with regards to the minimum rate constraints. The search for new SDMA sets continues using this method until a feasible SDMA set assignment is found or a maximum number of iteration is reached.

---

**Algorithm 3** Calculating a feasible point from the dual solution

---

Solve the dual problem (18) using algorithm 1. This yields the optimal dual variables  $\lambda^*$ ,  $\mu_k^*$  and a SDMA set assignment vector  $s^*(n)$  for each subchannel  $n$ .

Set  $s_0^o(n) = s^*(n)$

Evaluate total power and user rate constraints (10–11)

**if** All constraints are met **then**

Exit. A feasible solution has been found.

**end if**

Compute power allocation problem (53–56) for  $s_0^o(n)$  and evaluate total power and user rate constraints (10–11)

**if** All constraints are met **then**

Exit. A feasible solution has been found.

**end if**

Compute the multipliers  $\mu_k$  for users  $k$  such that  $r_k < \check{d}_k$

**for**  $j = 1$  to  $\bar{J}$  **do**

$\mu_k = \mu_k + \delta$

Find  $s_j^o = \arg \max_s \{f_{n,s}\}$  where  $f_{n,s}$  is given by (39) for the current dual variables  $\lambda, \mu$

Let  $s_j^o(n)$  be the SDMA assignment found

**if**  $s_j^o(n) \neq s_{j-1}^o(n)$  **then**

We have found a new SDMA assignment

Compute power allocation problem (53–56) for  $s_j^o(n)$  and evaluate total power and user rate constraints (10–11)

**if** All constraints are met **then**

Exit. A feasible solution has been found.

**end if**

**end if**

**end for**

Exit. A feasible solution was not found.

---

In contrast to the enumeration method described in Section IV-A which performs an enumeration of all possible SDMA set assignments, the dual-based algorithm 3 is a method that finds a SDMA set assignment close to the dual optimal and then uses it to solve one sub-problem (53–56). This makes the search for a near-optimal feasible solution much faster than finding the exact solution.

### C. Weight Adjustment Method

In Section I-A we discussed several RA algorithms that support RT traffic which increase the user weights in the utility function until such users receive transmission resources. In this section we thus propose a weight adjustment method to evaluate

the efficiency of algorithms that use this approach. The objective of the proposed method is to find a set of weights in the utility function (9) for which, when we solve problem (9–14) without the rate constraints (11), the rate requirements of the RT users are met. We also want the set of weights to have the least deviation between users in order to maximize the multi-user diversity gain. Algorithm 4 implements a generic method for weight adjustment to achieve this objective. The algorithm increases the user weights for RT users until enough resources are allocated to meet the minimum rate requirements. The parameter  $\epsilon$  controls how much the weights are increased with respect to the rate bounds.

---

**Algorithm 4** Weight adjustment algorithm

---

Solve RA problem (9) without minimum rate constraints constraints (11)  
 $\mathbf{c}' \leftarrow \mathbf{c}$   
 Let  $r_k$  be the achieved rate for user  $k$  at every iteration  
 iteration  $\leftarrow 1$   
**while** ( $r_k < \check{d}_k$  for one or more users  $k \in \mathcal{D}$ ) AND (iteration  $\leq$  MAX\_iterations) **do**  
   Increase user weight using  $c'_k = c'_k + \epsilon (\check{d}_k - r_k)$  for users in need, where  $0 < \epsilon \leq 1$   
   Solve RA problem (9) without minimum rate constraints (11) using user weights  $\mathbf{c}'$   
   iteration  $\leftarrow$  iteration +1  
**end while**

---

*D. Comparison of the Weight Adjustment and the Dual-Based Methods*

The rates achieved by weight adjustment algorithm 4 and the dual-based algorithm 3 are different since they solve different problems. That is, algorithm 4 can be seen as solving problem (53–56) by a linear penalty method for constraints (55) of the form

$$P_k = \min \{0, r_k - \check{d}_k\}$$

The modified objective function is then

$$\begin{aligned} U_P &= \sum_k c_k r_k + P_k \\ &= \sum_k c_k r_k + \epsilon \sum_{k|r_k < \check{d}} (r_k - \check{d}) \end{aligned} \quad (57)$$

At each iteration of the penalty method, whenever rate constraints are active, the solution of (57) cannot be smaller than that of (53–56) since it is a relaxation. Notice that problem (57) is quite simple since it has a single constraint (54) but it has to be solved many times to adjust the weights of the real time users. In weight adjustment algorithms such as [13], [14], the user weights are increased at each time slot using an increasing function of the packets delay, so the computation task is distributed over time. However, this distributed approach does not guarantee that the rate requirements are met in a given time slot and leads to delay violations and jitter.

To illustrate numerically the difference between solving the problem with explicit rate constraints versus modifying the user weights, we simulated the performance of both approaches for a single random channel realizations. We set a minimum rate constraint of  $\check{d}_1 = 8$  bps/Hz for one RT user. We first solved the problem using the dual-based algorithm 3 using equal weights for all users. The sum rate is shown with the dash line in the top plot of Figure 5 while the user 1 rate is shown with the dash

line in the bottom plot of Figure 5. To specifically study the impact of the utility function weights on the performance, we then solved problem (9–14) without the rate constraints (11) for different weight assignments as follows: All user weights were set to 1 initially and we varied the user 1 weight from 1 to 10. The corresponding user 1 and sum rates are indicated in Figure 5 with the star line. We can observe three regions as a function of the user 1 weight  $c_1$ . For low values of  $c_1$ , user 1 does not get the required minimum rate so that the total rate is much larger than the optimal value, which is to be expected for an unfeasible solution. For middle values, the user 1 rate is much better but is not feasible and the total rate is correspondingly smaller but still larger than the optimum. Finally, if we increase  $c_1$  such that the required rate must be satisfied to a high accuracy, the total rate is lower than the value obtained with the dual-based method. Note that the total rate and user 1 rate discontinuities observed for the weight adjustment method are due to the fact that the selected SDMA set changes as we increase the weight and the solution moves from one region to another.

Another example is shown in Figures 6 and 7 where we plot the total objective and the user rate, respectively, as a function of  $c_1$ . We consider two cases for the user 1 rate requirement, one where  $\check{d}_1 = 48$  bps/Hz and the other where  $\check{d}_1 = 66$  bps/Hz.

The results show that for a value of  $c_1 \approx 1.5$  the weight adjustment approach provides the same total rate as the dual-based method and the user 1 rate requirement is met. However, it is interesting to note that the range of  $c_1$  over which this is possible is quite narrow: A slightly lower value produces an unfeasible solution and a slightly higher value, a much larger rate allocation for the user 1 with a lower total rate. In other words, one would need many iterations of the weight adjustment algorithm to get the required accuracy to find the optimum. For the other case, where the rate constraint is higher, we see that the weight adjustment method is unable to find a solution that is both feasible and reasonably close to the optimal value. This is a clear indication that the rate adjustment algorithm should be used with care, especially in those cases where the rate constraints are important.

These examples show that even if we were to perform an exhaustive search to determine the weights  $\mathbf{c}'$ , the performance would not be as good as the dual-based method. For the cases where the performance is comparable, we also observed that the weight adjustment method performance is very sensitive to the weight value, which is not a desirable property. However, if an efficient method to adjust the weights is used, the computational load of the weight adjustment method would be lower than that of the proposed dual-based method because it solves a problem with a single constraint.

## V. NUMERICAL RESULTS

### A. Parameter Setup and Methodology

In this section, we compare the performance and computation time of the different methods to solve problem (9). We used a Rayleigh fading model to generate the user channels and assumed independent fading between users, antennas and subcarriers. Unless noted otherwise, we used a configuration with  $M = 3$  transmit antennas,  $K = 16$  users,  $N = 16$  subcarriers, and one RT user (i.e.,  $D = 1$ ). We also fixed the power constraint to  $\check{P} = 20$  and used a large scale attenuation of 0 dB for all users. The user weights in (9) were set to  $c_k = 1$  for all users.

We compared the performance of the different methods for various scenarios where we increased the resource requirements



for the RT users until the solution was unfeasible (i.e., the minimum rate requirements can no longer be respected for all RT users). In the first scenario, we increased the minimum rate  $\check{d}_k$  for a single user with RT QoS requirements. In the second scenario we fixed the minimum rate but increased the large scale attenuation of the single RT user to study the case where RT users travel away from the BS while still having minimum rate requirements. In the last scenario, we increased the number of RT users with the same minimum rate requirements.

For each scenario and channel realization, the dual solution upper bound was computed using algorithm 1 described in Section III-E. For small system configurations we also found the exact solution using the primal enumeration algorithm 2 given in Section IV-A. We could only find this exact solution for small configurations because the computation time is prohibitive for large system configurations. We also computed the solutions given by dual-based primal feasible algorithm 3 and the weight adjustment algorithm 4 described in Section IV-B and IV-C, respectively. The provided results are the average total rate and computation time over 100 independent channel realizations. Furthermore, whenever a result is provided for a given configuration and algorithm, the solution was feasible with respect to the minimum rate requirements. We also use the bound given by the dual optimal solution as a reference given that the exact solution is generally not available except for very small size cases.

### *B. Total Rate Performance*

First we present in Table I the average gap in percent between the three different methods to find feasible solutions against the dual optimal upper bound for a small system configuration with  $K = 4$  users and  $N = 2$  subcarriers. We increased the minimum rate requirement for one RT user from 13.33 to 20 bps/Hz. As the minimum rate increases, the upper bound decreases as more resources need to be assigned to the RT user until the problem is no longer feasible. For this small configuration, we see that all methods give excellent results and the duality gap is very small. Also note that due to the solver numerical accuracy and the fact that all solutions were close to each other, we even had cases where the dual-based feasible solution was better than the solution given by the primal enumeration method.

In the remaining results we use the larger system configuration with  $K = 16$  users and  $N = 16$  subcarriers, where it is no longer feasible to compute the solution using the primal enumeration method. We present in Table II the difference in percentage between the solutions of the dual-based feasible algorithm and the weight adjustment algorithm and the dual upper bound. The dual-based feasible algorithm provides a solution within 0.25% of the dual upper bound. The weight adjustment method, on the other hand, is much worse and the difference can be almost 10%. This is due to the fact that the solution found by the weight adjustment algorithm does not change much when the minimum rate is increased, as can be seen from Figure 8 which shows the sum rate achieved by the dual-based feasible algorithm and the weight modification method against the minimum rate requirement.

Figure 9 shows the average total rate when the large scale channel attenuation of the RT user varies from 0 to 15 dB. As the user moves away from the BS, the RA algorithm dedicates more resources to this RT user until the problem is unfeasible. The results show that for all SNR, the dual based method provides a solution much closer to the upper bound than the weight

adjustment method. Table III shows the error in percentage between the objective and the upper bound. For an attenuation of 15 dB, neither method is able to find a feasible solution.

Finally, Figure 10 shows the optimal dual bound and the solution given by the dual-based feasible and weight adjustment methods as a function of the number of RT users. Table IV lists the performance gap against the dual bound in percentage. The dual feasible method exhibits a much lower performance gap than the weight adjustment method for all values of the number of RT users. Moreover, we can see that the weight adjustment method performance quickly degrades when the number of RT users increases. It is not even able to find feasible points when the number of RT users is 6 or 7 while the dual-based feasible algorithm provides solutions within 3.52% of the upper bound.

We can observe from all the results presented in this section (similar trends were also observed for other configurations that we studied) that the difference between the dual-based upper bound and the dual-based feasible solution is very small. This is an indication that the duality gap is very small and that it is possible to find feasible solutions close to the optimal, albeit with an off-line algorithm. Furthermore, the dual-based feasible solution is always better than the weight modification method and this difference becomes more significant as the resource requirements to meet the RT users needs increase. This shows that the weight modification method should be used carefully for RA in OFDMA-SDMA systems with RT users and that more efficient heuristics should be developed to approach the performance of the dual-based feasible solution.

### C. Computation Time

We compare the computation time of the algorithms based on the time required by an Intel dual-core 660 CPU to solve the problem. The primal enumeration method is not included in the comparison due to its computation inefficiency. The average computation time to find a solution for the three scenarios (i.e. variation of minimum rate requirement, large scale channel attenuation and number of RT users) is presented in Tables II to IV.

In Table II, where the minimum rate constraints are varied, the computation time remains constant for the weight adjustment method, requiring an average of two main iterations of algorithm 4. The dual-based method takes on average 3.63 times more time than the weight adjustment method. However, the total rate that it produces is much closer to the upper bound. We have similar results in Table III, where we varied the SNR of the RT user. The dual-based method produces a higher total sum rate than that of the weight adjustment method at the expense of a larger CPU time.

Table IV shows the computation time as a function of the number of RT users. For the weight adjustment method the computation time is almost constant and slightly increases until the number of RT users is five, after which it cannot find feasible solutions. In contrast, the dual-based method computation time grows steadily with the number of RT users and it is approximately five times higher.

This comparison highlights the main difference between these two methods: While the weight adjustment method performs several iterations solving a problem with a single constraint, the dual method takes into account the rate constraints so that the computation time increases with the number of RT users. However, the performance gap against the dual upper bound of the dual method is very low and approximately constant. In contrast, the performance gap of the weight adjustment method is

larger and increases with the number of RT users. Moreover, the dual method can find feasible solutions for cases where the weight adjustment method cannot.

## VI. CONCLUSION

In this work, we proposed a method to compute the beamforming vectors and the user selection in an OFDMA-SDMA MISO system with minimum rates for some RT users. We used a Lagrangian relaxation of the power and rate constraints and solved the dual problem using a subgradient algorithm. The Lagrange decomposition yields sub-problems separated per subcarrier, SDMA sets and users which substantially reduces the computational complexity. We also used a closed-form expression of the beamforming subproblem based on a pseudo-inverse condition on the beamforming vectors. The dual function is expressed in terms of the dual variables and the dual optimum is found using a subgradient algorithm. The dual optimum can then be used as a benchmark to compare against other solution methods and heuristics.

We then proposed, in addition to the complete enumeration approach which is not computationally practical for normal size problems, two algorithms to find feasible solution to the RA problem with minimum rate requirements. The first algorithm starts from the dual-based optimum solution and finds a feasible solution by searching along the rate requirement dual variables, while the second uses weight adjustments in the objective function to achieve the required rates. Our results show that the dual-based method provides solutions much closer to the upper bound than the weight adjustment method. The difference is more significant when the SNR of the RT users is low or the number of RT users is high. However, the computational load of the dual-based method increases when the number of users with minimum rate requirements increases, whereas it is almost constant for the weight adjustment method. This reflects the trade-off between the two methods. The weight adjustment method is computationally more efficient but the solutions provided by the proposed dual-based method are much closer to the optimal. This indicates that there is an advantage when including the minimum rate constraints in the resource allocation problem. In addition, the weight adjustment method requires many time slots to adjust the weights and schedule real time users. Our method explicitly includes the minimum rate constraints which allows RT users to be scheduled in the current slot, which decreases the average packet delay.

To implement the RA algorithm in real time, we still need to design fast methods to reduce the number of SDMA sets to be searched. The design of these heuristic algorithms is outside the scope of this paper but it is part of our current efforts. Finally, the upper bound given by the dual function minimization provides a very useful benchmark to compare the performance of these heuristics and the dual-based algorithm can also guide the design of efficient novel heuristics.

## ACKNOWLEDGMENTS

This research project was partially supported by NSERC grant CRDPJ 335934-06.

## REFERENCES

- [1] 3GPP, "Further advancements for EUTRA: Physical layer aspects Rel. 9, 2010," 3GPP TR 36.814 V1.2.1, Tech. Spec.n Group Radio Access Network.
- [2] IEEE, "Draft amendment to IEEE standard for local and metropolitan area networks part 16: Air interface for fixed and mobile broadband wireless access systems: Multi-hop relay specification, 2009," Standard IEEE P802.16j/D9-2009, Institute of Electrical and Electronic Engineers.
- [3] K. Letaief and Y. Zhang, "Dynamic multiuser resource allocation and adaptation for wireless systems," *IEEE Wireless Communications Magazine*, vol. 13, no. 4, pp. 38–47, Aug. 2006.
- [4] D. Bartolomé and A. Pérez-Neira, "Practical implementation of bit loading schemes for multiantenna multiuser wireless OFDM systems," *IEEE Transactions on Communications*, vol. 55, no. 8, pp. 1577–1587, Aug. 2007.
- [5] T. F. Maciel and A. Klein, "A resource allocation strategy for SDMA/OFDMA systems," in *Proc. of IST Mobile and Wireless Communications Summit*, Jul. 2007, pp. 1–5.
- [6] B. Ozbek and D. L. Ruyet, "Adaptive resource allocation for SDMA-OFDMA systems with genetic algorithm," in *6th International Symposium on Wireless Communication Systems, ISWCS*, Sep. 2009, pp. 483–442.
- [7] Y. Tsang and R. Cheng, "Optimal resource allocation in SDMA/multi-input-single-output/OFDM systems under QoS and power constraints," in *Proc. of WCNC*, Mar. 2004, pp. 1595–1600.
- [8] P. Chan and R. Cheng, "Capacity maximization for zero-forcing MIMO-OFDMA downlink systems with multiuser diversity," *IEEE Transactions on Wireless Communications*, vol. 6, no. 5, pp. 1880 – 1889, 2007.
- [9] L. Xingmin, T. Hui, S. Qiaoyun, and L. Lihua, "Utility based scheduling for downlink OFDMA/SDMA systems with multimedia traffic," in *Proc. IEEE Wireless Communications and Networking Conference, WCNC*, Mar. 2010, pp. 130–134.
- [10] D. Perea-Vega, J. Frigon, and A. Girard, "Near-optimal and efficient heuristic algorithms for resource allocation in MISO-OFDM systems," in *IEEE International Conference on Communications ICC*, May 2010, pp. 1–6.
- [11] L. Lee, C. Chang, Y. Chen, and S. Shen, "A utility-approached radio resource allocation algorithm for downlink in OFDMA cellular systems," in *Proc. IEEE 61st Vehicular Technology Conference*, vol. 3, 2005, pp. 1798–1802.
- [12] G. Song and Y. Li, "Cross-layer optimization for OFDM wireless networks part II: Algorithm development," *IEEE Transactions in Wireless Communications*, vol. 4, no. 2, pp. 625–634, Mar. 2005.
- [13] C. Tsai, C. Chang, F. Ren, and C. Yen, "Adaptive radio resource allocation for downlink OFDMA/SDMA systems with multimedia traffic," *IEEE Transactions on Wireless Communications*, vol. 7, no. 5, pp. 1734–1743, 2008.
- [14] W. Chung, L. Wang, and C. Chang, "A low-complexity beamforming-based scheduling for downlink OFDMA/SDMA systems with multimedia traffic," in *Proc. of IEEE GLOBECOM*, Nov. 2009, pp. 1–5.
- [15] W. Huang, K. Sun, and T. Bo, "A new weighted proportional fair scheduling algorithm for SDMA/OFDMA systems," in *Proc. 3rd Int. Conf. on Communications and Networking in China, ChinaCom*, Aug. 2008, pp. 538–541.
- [16] V. Tralli, P. Henarejos, and A. Perez-Neira, "A low complexity scheduler for multiuser MIMO-OFDMA systems with heterogeneous traffic," in *Proc. International Conference on Information Networking (ICOIN)*, Jan. 2011, pp. 251–256.
- [17] X. Wang and G. Giannakis, "Ergodic capacity and average rate-guaranteed scheduling for wireless multiuser OFDM systems," in *IEEE International Symposium on Information Theory, ISIT 2008.*, Jul. 2008, pp. 1691–1695.
- [18] L. Zhu and K. Yeung, "Optimization of resource allocation for the downlink of multiuser MISO-OFDM Systems," in *Proc. IEEE 17th International Conference on Telecommunications (ICT)*, vol. 1, Apr. 2010, pp. 266–271.
- [19] I. Koutsopoulos and L. Tassiulas, "Adaptive resource allocation in SDMA-based wireless broadband networks with OFDM signaling," in *Proc. INFOCOM 2002. Twenty-First Annual Joint Conference of the IEEE Computer and Communications Societies*, vol. 3, 2002, pp. 1376–1385.
- [20] S. K. V. Papoutsis, I. Fraimis, "User selection and resource allocation algorithm with fairness in MISO-OFDMA," *IEEE Communications Letters*, vol. 14, no. 5, pp. 411–413, 2010.
- [21] T. Yoo and A. Goldsmith, "On the optimality of multiantenna broadcast scheduling using zero-forcing beamforming," *IEEE Journal on Selected Areas in Communications*, vol. 24, no. 3, pp. 528–541, Mar. 2006.
- [22] D. Bertsekas, *Convex Analysis and Optimization*. Athena Scientific – Belmont, MA, 2003.
- [23] L. V. S. Boyd, *Convex Optimization*. Cambridge University Press, 2004.

LIST OF FIGURES

1	Dual function and multipliers for $M = 3, K = 16, N = 16, \check{P} = 80, D = 1$ and $\check{d}_1 = 20$ bps/Hz. . . . .	22
2	Power and rate constraints for $M = 3, K = 16, N = 16, \check{P} = 80, D = 1$ and $\check{d}_1 = 20$ bps/Hz. . . . .	23
3	Computation time as a function of the number of users $K$ for $M = 3, N = 4, \check{P} = 80, D = 1$ and $\check{d}_1 = 20$ bps/Hz. . . . .	24
4	Computation time as a function of the number of subcarriers $N$ for $M = 3, K = 16, \check{P} = 80, D = 1$ and $\check{d}_1 = 20$ bps/Hz. . . . .	25
5	Comparison between weight adjustment and dual-based methods for $M = 3, K = 6, N = 4,$ and $\check{P} = 20.$ . . . .	26
6	Total rate for weight adjustment and dual-based methods for $M = 3, K = 8, N = 8,$ and $\check{P} = 20.$ . . . . .	27
7	User 1 rate for weight adjustment and dual-based methods for $M = 3, K = 8, N = 8,$ and $\check{P} = 20.$ . . . . .	28
8	Average total rate as a function of the minimum rate requirements . . . . .	29
9	Average total rate as a function of RT user large scale channel attenuation. . . . .	30
10	Average total rate as a function of the number of RT users. . . . .	31

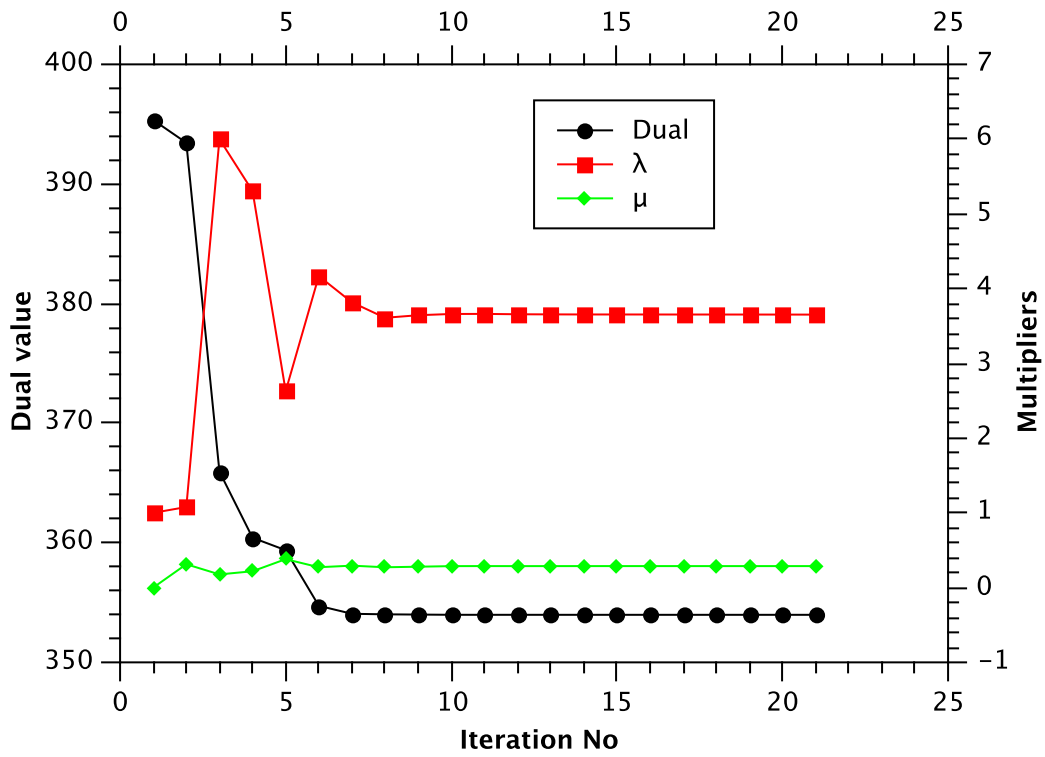


Fig. 1. Dual function and multipliers for  $M = 3$ ,  $K = 16$ ,  $N = 16$ ,  $\check{P} = 80$ ,  $D = 1$  and  $\check{d}_1 = 20$  bps/Hz.

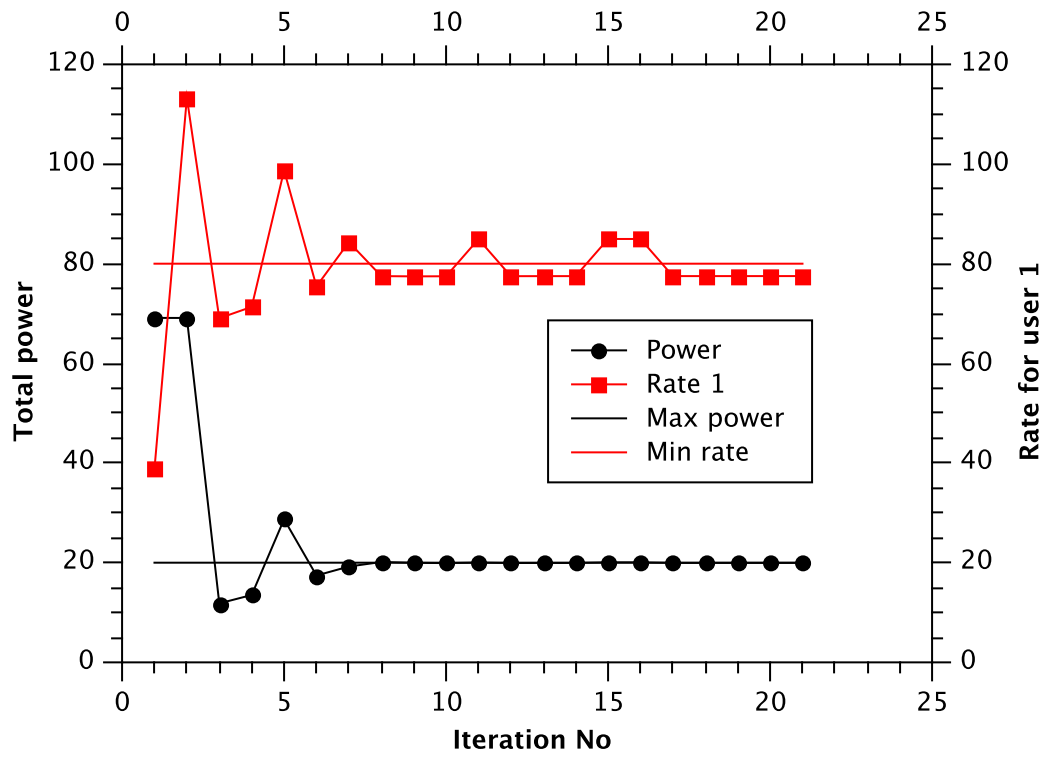


Fig. 2. Power and rate constraints for  $M = 3$ ,  $K = 16$ ,  $N = 16$ ,  $\check{P} = 80$ ,  $D = 1$  and  $\check{d}_1 = 20$  bps/Hz.

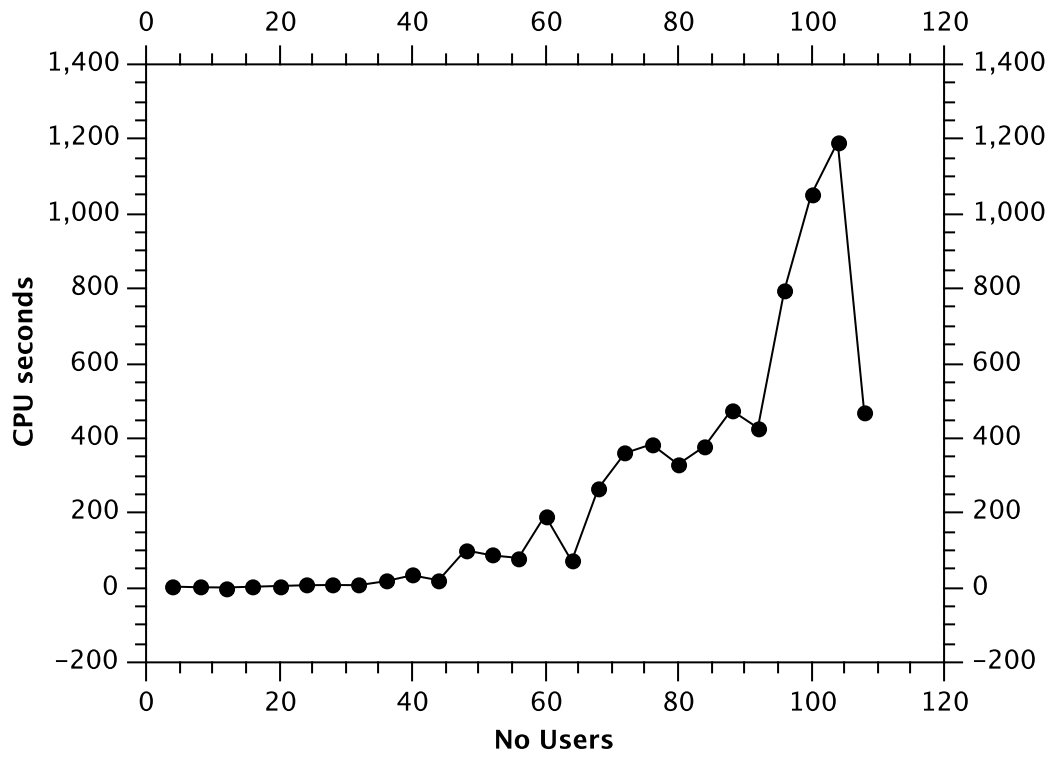


Fig. 3. Computation time as a function of the number of users  $K$  for  $M = 3$ ,  $N = 4$ ,  $\check{P} = 80$ ,  $D = 1$  and  $\check{d}_1 = 20$  bps/Hz.



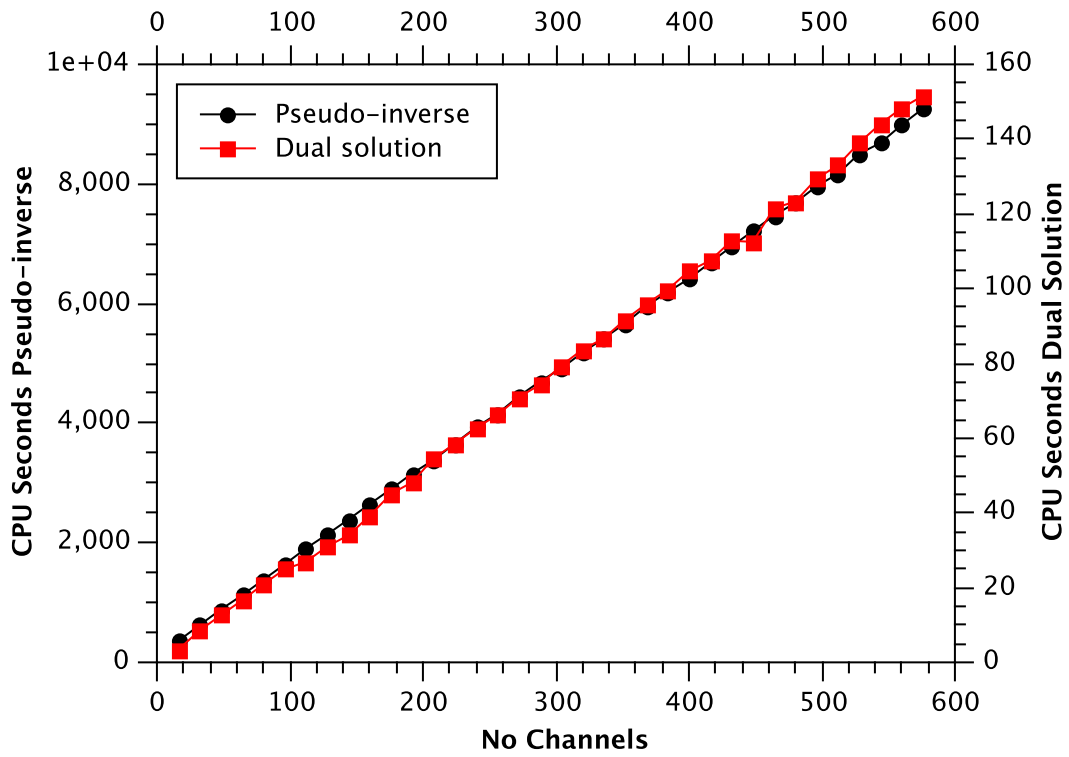


Fig. 4. Computation time as a function of the number of subcarriers  $N$  for  $M = 3$ ,  $K = 16$ ,  $\tilde{P} = 80$ ,  $D = 1$  and  $\tilde{d}_1 = 20$  bps/Hz.

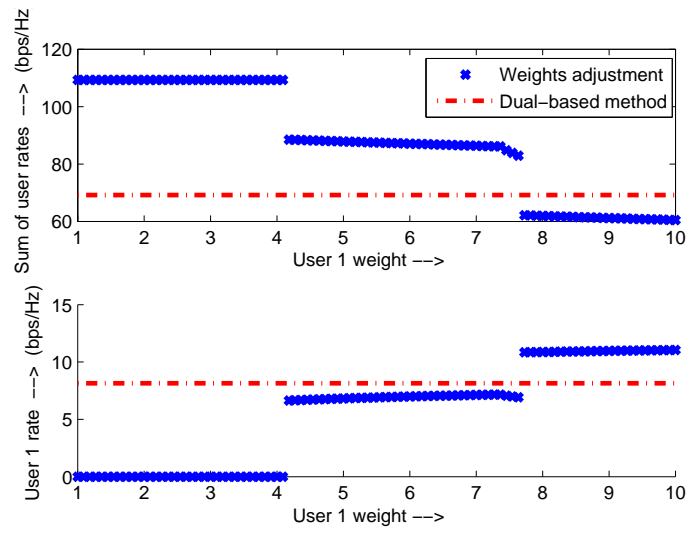


Fig. 5. Comparison between weight adjustment and dual-based methods for  $M = 3$ ,  $K = 6$ ,  $N = 4$ , and  $\check{P} = 20$ .

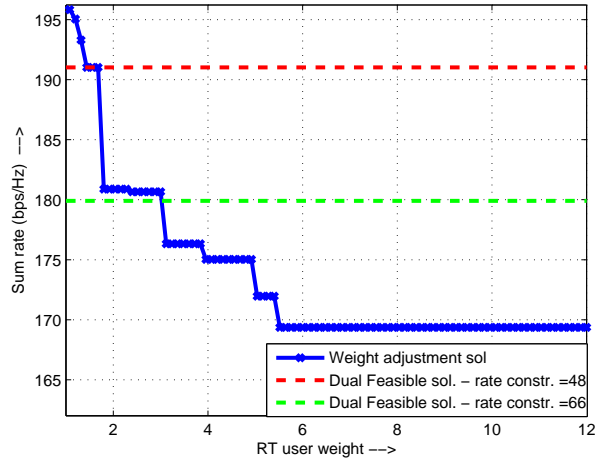


Fig. 6. Total rate for weight adjustment and dual-based methods for  $M = 3$ ,  $K = 8$ ,  $N = 8$ , and  $\check{P} = 20$ .

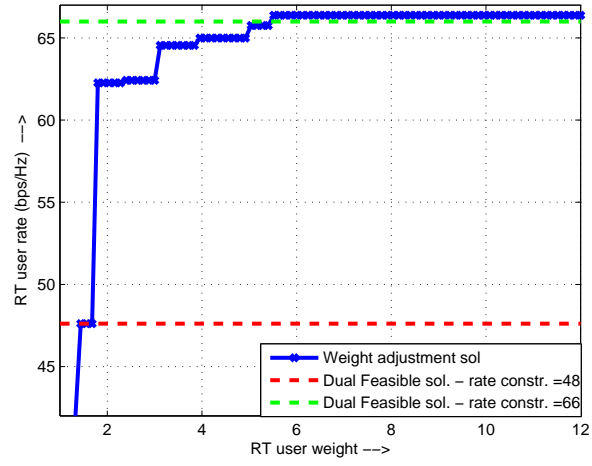


Fig. 7. User 1 rate for weight adjustment and dual-based methods for  $M = 3$ ,  $K = 8$ ,  $N = 8$ , and  $\tilde{P} = 20$ .

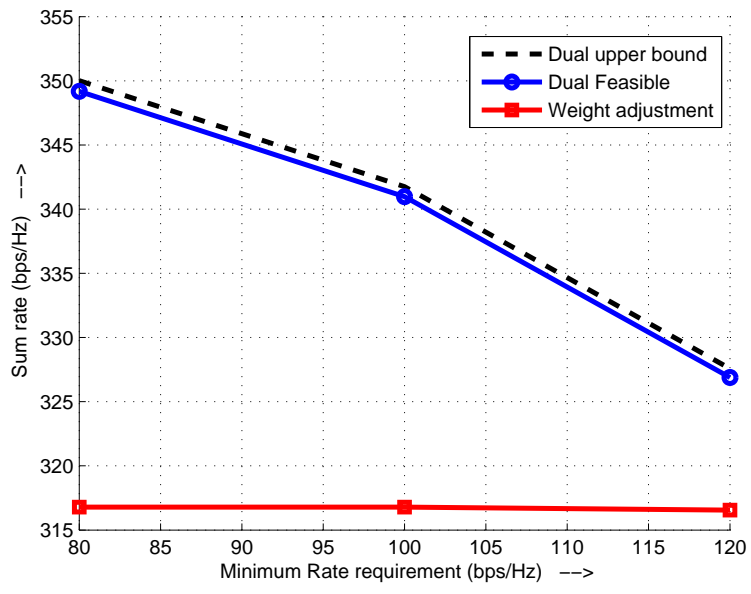


Fig. 8. Average total rate as a function of the minimum rate requirements

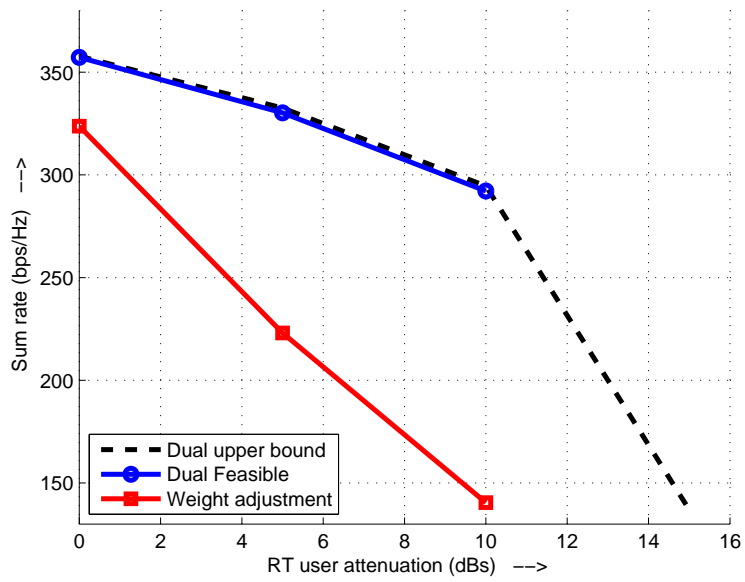


Fig. 9. Average total rate as a function of RT user large scale channel attenuation.

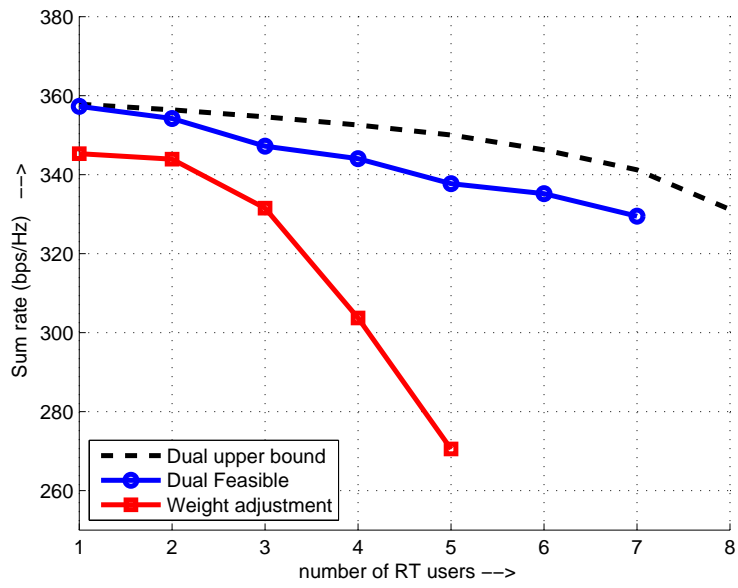


Fig. 10. Average total rate as a function of the number of RT users.

LIST OF TABLES

I	Average performance gap against the dual optimal upper bound for small system configuration. . . . .	33
II	Average total rate gap and computation time as a function minimum rate requirement. . . . .	34
III	Average total rate gap and computation time as a function of RT user large scale channel attenuation. . . . .	35
IV	Average total rate gap and computation time as a function of the number of RT users . . . . .	36



Method	Minimum rate (bps/Hz)		
	13.33	16.66	20
Dual-based upper bound (bps/Hz)	49.13	47.12	40.8
Primal enum. gap (%)	0.57	0.55	0.10
Dual-based feas. gap (%)	0.57	0.59	0.04
Weight mod. gap (%)	0.68	0.71	0.15

TABLE I  
AVERAGE PERFORMANCE GAP AGAINST THE DUAL OPTIMAL UPPER BOUND FOR SMALL SYSTEM CONFIGURATION.

Method	Minimum rate (bps/Hz)		
	80	100	120
Total rate gap against the upper bound (%)			
Dual-based feas.	0.24	0.23	0.21
Weight mod.	9.49	7.30	3.36
Computation time (sec)			
Dual-based feas.	5.30	5.09	4.22
Weight mod.	1.34	1.34	1.34

TABLE II  
AVERAGE TOTAL RATE GAP AND COMPUTATION TIME AS A FUNCTION MINIMUM RATE REQUIREMENT.

Method	RT user attenuation (dB)		
	0	5	10
Total rate gap against the upper bound (%)			
Dual-based feas.	0.16	0.70	0.82
Weight mod.	9.53	32.95	52.35
Computation time (sec)			
Dual-based feas.	4.73	5.38	4.58
Weight mod.	1.48	1.35	1.55

TABLE III  
AVERAGE TOTAL RATE GAP AND COMPUTATION TIME AS A FUNCTION OF RT USER LARGE SCALE CHANNEL ATTENUATION.

Method	Number of RT users						
	1	2	3	4	5	6	7
	Total rate gap against the upper bound (%)						
Dual Feas.	0.16	0.61	2.09	2.41	3.52	3.20	3.43
Weight mod.	3.5	3.5	6.52	13.86	22.71	-	-
	Computation time (sec)						
Dual Feas.	4.73	7.13	9.68	10.80	13.29	15.25	18.45
Weight mod.	1.48	1.50	1.60	1.69	2.06	-	-

TABLE IV  
AVERAGE TOTAL RATE GAP AND COMPUTATION TIME AS A FUNCTION OF THE NUMBER OF RT USERS