

A numerical adaptation of SAW identities from the honeycomb to other 2D lattices

Nicholas R Beaton, Anthony J Guttmann and Iwan Jensen

ARC Centre of Excellence for Mathematics and Statistics of Complex Systems
Department of Mathematics and Statistics
The University of Melbourne, VIC 3010, Australia

April 18, 2019

Abstract

Recently, Duminil-Copin and Smirnov proved a long-standing conjecture by Nienhuis that the connective constant of self-avoiding walks on the honeycomb lattice is $\sqrt{2 + \sqrt{2}}$. A key identity used in that proof depends on the existence of a parafermionic observable for self-avoiding walks on the honeycomb lattice. Despite the absence of a corresponding observable for SAW on the square and triangular lattices, we show that in the limit of large lattices, some of the consequences observed on the honeycomb lattice persist on other lattices. This permits the accurate estimation, though not an exact evaluation, of certain critical amplitudes, as well as critical points.

1 Introduction

In 2010 Duminil-Copin and Smirnov [5] proved that the critical point of honeycomb lattice SAW is $z_c = 1/\sqrt{2 + \sqrt{2}}$, as conjectured by Nienhuis [15] in 1982. Their proof rested on establishing a connection between three generating functions for walks in a regular trapezoidal sublattice $S_{T,L}$ of the honeycomb lattice, as shown in Figure 1, of width T and left-height $2L$. All walks start on the half-edge a incident on the left wall labelled α .

They first identified a parafermionic observable:

$$F(x) = \sum_{\omega \subset S: a \rightarrow x} e^{-i\sigma W_\omega(a,x)} z^{l(\omega)}.$$

Here x is a point (specifically, the mid-point between two adjacent vertices) in the domain, $\sigma \in \mathbb{R}$, $z \geq 0$, and ω is a path starting at half-edge a and finishing at point x . $l(\omega)$ is the length of the path and $W_\omega(a,x)$ is the winding, or total rotation in radians, when ω is traversed from a to x .

In the special case $z = z_c = 1/\sqrt{2 + \sqrt{2}}$ and $\sigma = 5/8$, F satisfies half of the discrete Cauchy-Riemann equations [16],

$$(p - v)F(p) + (y - v)F(q) + (r - v)F(r) = 0, \quad (1)$$

where p, q, r are the mid-edges of the three edges incident on vertex v .

By summing (1) over all vertices in $S_{T,L}$, contributions from interior mid-edges cancel and we are left with a relation involving only mid-edges on the boundary of $S_{T,L}$. Walks from half-edge a to the boundary fall into three classes, depending on which boundary edge they terminate at. This observation gives rise to three generating functions:

$$\begin{aligned} A_{T,L}(z) &:= \sum_{\substack{\gamma \subset S_{T,L} \\ a \rightarrow \alpha/\{a\}}} z^{\ell(\gamma)}, \\ B_{T,L}(z) &:= \sum_{\substack{\gamma \subset S_{T,L} \\ a \rightarrow \beta}} z^{\ell(\gamma)}, \\ E_{T,L}(z) &:= \sum_{\substack{\gamma \subset S_{T,L} \\ a \rightarrow \varepsilon \cup \bar{\varepsilon}}} z^{\ell(\gamma)}, \end{aligned}$$

where the sums are over all self-avoiding walks from a to the α, β or $\varepsilon, \bar{\varepsilon}$ boundaries, respectively.

Duminil-Copin and Smirnov showed that the relation involving boundary mid-edges can be written in the form

$$1 = \cos\left(\frac{3\pi}{8}\right) A_{T,L}(z_c) + \cos\left(\frac{\pi}{4}\right) E_{T,L}(z_c) + B_{T,L}(z_c). \quad (2)$$

Taking the limit $L \rightarrow \infty$, this becomes

$$1 = \cos\left(\frac{3\pi}{8}\right) A_T(z_c) + \cos\left(\frac{\pi}{4}\right) E_T(z_c) + B_T(z_c). \quad (3)$$

This is now a relation linking three generating functions for SAW in a strip of width T . Duminil-Copin and Smirnov then used this to prove Nienhuis's conjecture.

In [2] it was proved that $E_T(z_c) = 0$, so (3) can in fact be simplified to

$$1 = \cos\left(\frac{3\pi}{8}\right) A_T(z_c) + B_T(z_c). \quad (4)$$

This modification slightly simplifies the proof of Duminil-Copin and Smirnov.

This simpler identity, involving just two generating functions, raises the question as to its applicability to other two dimensional lattices, such as the square and triangular lattices. However, it should be remarked that the critical points are not known exactly for these lattices, though high precision numerical estimates are available. The proof of Duminil-Copin and Smirnov identifying the critical point cannot be repeated for these lattices, as there is no known appropriate parafermionic observable satisfying an

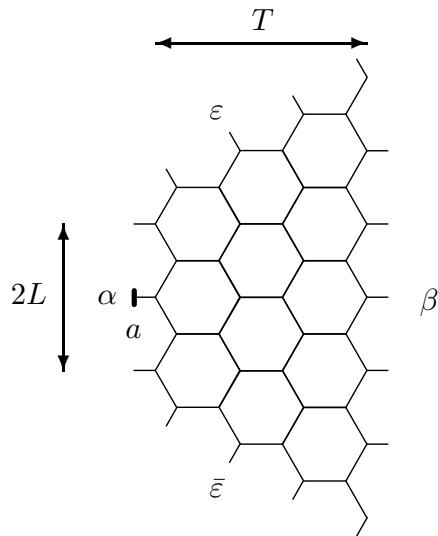


Figure 1: Finite patch $S_{3,1}$ of the honeycomb lattice. Paths run from mid-edge to mid-edge acquiring a weight z for each step. The paths start on the central mid-edge of the left boundary (shown as a).

identity like (1). The dilute $O(n)$ model on the square lattice does have a parafermionic observable [3], but in the $n \rightarrow 0$ limit it is not the usual SAW model. For the triangular lattice we know of no appropriate parafermionic observable.

However, leaving aside considerations of discrete holomorphicity and the existence of parafermions, and motivated by a more detailed study of the width (T) dependence of the two generating functions $A_T(z)$ and $B_T(z)$, we investigated which features of the identity (4) carry over to other two-dimensional lattices.

We did this by calculating data for the generating functions $A_T(z)$ and $B_T(z)$ in strips, for $T \leq 10$ on the honeycomb lattice, for $T \leq 15$ on the square lattice and for $T \leq 11$ on the triangular lattice. In Figure 2 we show a plot of $\cos(3\pi/8)A_T(z) + B_T(z)$ for $T \in [1 \dots 10]$, on the honeycomb lattice, showing the intersection of all curves at $(z_c, 1)$, as expected from (4).

When we repeated this calculation using the square and triangular lattice data, we found that there was no unique point of intersection, though the discrepancy was too small to be visible on a plot such as Figure 2. Instead we observed a definite monotonic width dependence, described in greater detail below. So we first investigated a more general form of (4), allowing the “constants” to be width dependent. That is to say, we assumed

$$1 = c_\alpha(T)A_T(z_c) + c_\beta(T)B_T(z_c).$$

We fitted successive pairs of points $(A_T(z_c), B_T(z_c))$ and $(A_{T+1}(z_c), B_{T+1}(z_c))$ in order to estimate $c_\alpha(T)$ and $c_\beta(T)$, and found a weak T dependence in both “constants”.

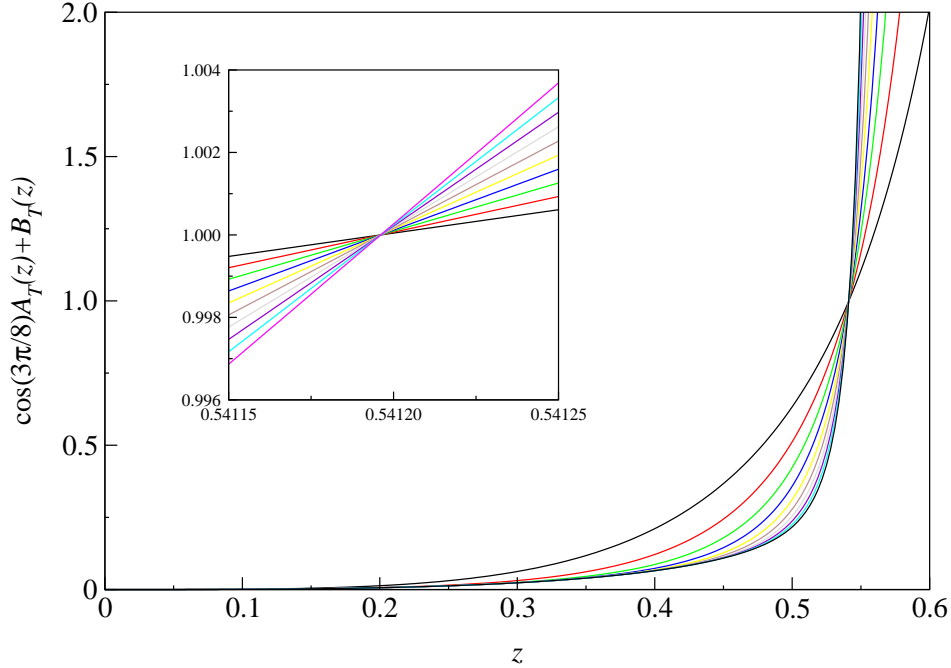


Figure 2: Plot of $\cos(3\pi/8)A_T(z) + B_T(z)$ for $T \in [1..10]$, for the honeycomb lattice, showing interception of all curves at $(z_c, 1)$. The insert shows a close-up of the region of interception.

More significantly however, we conjecture that

$$\lim_{T \rightarrow \infty} c_\alpha(T)/c_\beta(T) = \cos(3\pi/8),$$

just as in the honeycomb lattice case, based on agreement to more than 5 significant digits for both the square and triangular lattices. In hindsight, this is perhaps not too surprising, as the constants multiplying the two generating functions arise from the winding angle of contributing graphs, and these are independent of lattice for the two generating functions considered, being $\pm\pi$ radians for $A(z)$ and 0 for $B(z)$.

Assuming this ratio is indeed $\cos(3\pi/8)$ for all lattices, we re-analysed the data with this assumption implicit. That is to say, we fitted the data to

$$c(T) = \cos(3\pi/8)A_T(z_c) + B_T(z_c).$$

We were able to estimate both the limit $\lim_{T \rightarrow \infty} c(T)$, which is of course lattice dependent, and also the nature of the T dependence. Putting all this together we estimated for the square lattice,

$$1.02497(1 - 0.14/T^2) \approx \cos(3\pi/8)A_T(z_c) + B_T(z_c). \quad (5)$$

For the triangular lattice the corresponding result is

$$1.90198(1 - 0.1/T^2) \approx \cos(3\pi/8)A_T(z_c) + B_T(z_c). \quad (6)$$

The leading constant is expected to be sufficiently accurate so as to restrict errors to 1 or 2 places in the last quoted digit. The correction term is given as $O(1/T^2)$ but that exponent is a guess based on a numerical estimate in the range (1.9, 2.1). Finally the magnitude of that term is claimed to be accurate only to 10% to 20%.

This limiting behaviour as $T \rightarrow \infty$ suggests a new numerical method for estimating the critical point. For the honeycomb lattice the intersection point of $\cos(3\pi/8)A_T(z) + B_T(z)$ for any two distinct values of T uniquely determines z_c . For the square and triangular lattices, we instead looked at the intersection point of $\cos(3\pi/8)A_T(z) + B_T(z)$ and $\cos(3\pi/8)A_{T+1}(z) + B_{T+1}(z)$. Call this intersection point $z_c(T)$. Then one expects $\lim_{T \rightarrow \infty} z_c(T) = z_c$.

In this way we estimated

$$z_c = 0.37905228 \pm 0.00000001$$

for the square lattice and

$$z_c = 0.240917575 \pm 0.000000010$$

for the triangular lattice. These estimates can be compared to the best series estimates, based on analysis of very long polygon series, which are $z_c(\text{sq}) = 0.37905227776$ [9, 10], with uncertainty in the last digit, and $z_c(\text{tr}) = 0.2409175745$ [12], with similar uncertainty.

Another result proved by Beaton, de Gier and Guttmann [2] is that $\lim_{T \rightarrow \infty} B_T(z) = B(z) = 0$ for $z \leq z_c$. This means that, in this limit, the identity (4) further simplifies to

$$1 = \cos(3\pi/8)A(z_c), \tag{7}$$

where $A(z) = \lim_{T \rightarrow \infty} A_T(z)$. Now $A(z)$ is the generating function for loops (half-plane walks which begin and end on the boundary), which is expected to behave [8] as

$$A(z) \sim a_0 + a_1(1 - z/z_c)^{3/16},$$

so (7) implies an *exact* value for the critical amplitude:

$$a_0 = 1/\cos(3\pi/8).$$

Correspondingly, highly accurate predictions for this amplitude for the square and triangular lattices follow from (5) and (6), notably

$$a_0(\text{sq}) \approx 1.02497/\cos(3\pi/8) = 2.67838$$

and

$$a_0(\text{tr}) \approx 1.90198/\cos(3\pi/8) = 4.97011.$$

We remark that, as discussed below, we have normalised these generating functions differently for these two lattices, so please note details of the normalization before using these estimates.

Finally, we studied the behaviour of the two generating functions as $T \rightarrow \infty$. We found $B_T(z) \sim \text{const.}/T^\alpha$, where $\alpha \approx 0.25$. This is precisely as predicted in [5], based

on conjectures of Lawler, Schramm and Werner [14] as to the number of SAWs on the boundary of a domain. In [5] it was pointed out that the conjecture implies that $B_T(z_c)$ should decay as $T^{-1/4}$ as T goes to infinity, just as we observed.

Similarly, we can ask how $\tilde{A}_T(z_c) = A_T(z_c) - a_0$ decays as T tends to infinity? From (4) it follows that $\tilde{A}_T(z_c)$ also decays like $T^{-1/4}$ and this was observed numerically.

2 Honeycomb lattice

The original identity of Duminil-Copin and Smirnov related three distinct generating functions for SAW in a finite domain. Letting the length L of the domain become unbounded changes the domain into a strip of finite width T . As proved in [2], the generating function $E_T(z)$ vanishes identically in that limit, so one has an identity relating two generating functions:

$$1 = \cos(3\pi/8)A_T(z_c) + B_T(z_c). \quad (8)$$

The generating functions $A_T(z)$ and $B_T(z)$ for T finite are rational. For example,

$$\begin{aligned} A_0(z) &= \frac{2z^3}{1-z^2}, \quad B_0(z) = \frac{2z^2}{1-z^2}. \\ A_1(z) &= \frac{2z^3(1-z^2+z^4+3z^6-4z^8+z^{12})}{(1-z^4)^2(1-2z^2+z^4-z^6)}, \\ B_1(z) &= \frac{2z^4(2-4z^4+2z^6+2z^8-z^{10})}{(1-z^4)^2(1-2z^2+z^4-z^6)}. \\ A_2(z) &= \frac{P_2^A(z)}{Q_2(z)}, \quad B_2(z) = \frac{P_2^B(z)}{Q_2(z)}, \quad \text{where} \end{aligned}$$

$$\begin{aligned} P_2^A(z) &= 2(z^3 - 4z^5 + 7z^7 - 7z^9 + 9z^{11} + 2z^{13} - 31z^{15} + 39z^{17} - 46z^{19} + 68z^{21} \\ &\quad - 75z^{23} + 74z^{25} - 61z^{27} + 41z^{29} - 20z^{31} + z^{33} + 6z^{35} - 4z^{37} + z^{39}) \end{aligned}$$

$$\begin{aligned} P_2^B(z) &= 2z^6(1-z^2)(4-4z^2-8z^4+8z^6-4z^8+16z^{10}-12z^{12}+18z^{14} \\ &\quad -10z^{16}+3z^{18}-3z^{20}-4z^{22}+10z^{24}-10z^{26}+5z^{28}-z^{30}) \end{aligned}$$

$$\begin{aligned} Q_2(z) &= (1-z^2-z^4+z^6-z^8)^2 \times \\ &\quad (1-3z^2+3z^4-5z^6+8z^8-9z^{10}+7z^{12}-8z^{14}+8z^{16}-5z^{18}+3z^{20}-z^{22}) \end{aligned}$$

These generating functions have simple poles, the dominant pole being at $z = z_c(T) > z_c(T+1) > z_c$. Furthermore, $\lim_{T \rightarrow \infty} z_c(T) = z_c$ [13].

Duminil-Copin and Smirnov proved that the unique solution of

$$\cos(3\pi/8)A_T(z) + B_T(z) = 1, \quad (9)$$

for any $T \geq 0$, occurs at $z = z_c = 1/\sqrt{2 + \sqrt{2}}$. It follows then that we could work backwards: given only the simple rational generating functions $A_0(z)$ and $B_0(z)$, we could identify the exact value of z_c simply by seeking the solution of

$$\cos(3\pi/8)A_0(z) + B_0(z) = 1.$$

If we did not already know z_c , this would be a particularly simple way to find it.

In a further demonstration of this invariant, we show in Figure 2 a plot of $\cos(3\pi/8)A_T(z) + B_T(z)$ for $T \in [1..10]$, where it can be seen that the curves intersect at $(z_c, 1)$, in accordance with the identity (8).

Let us assume that we didn't even know the Duminil-Copin and Smirnov identity (8), but rather just conjectured that some linear combination of $A_T(z_c)$ and $B_T(z_c)$ was invariant. We write this invariant as $\lambda A_T(z_c) + B_T(z_c)$. Then by seeking the solutions, for $z > 0$, $\lambda > 0$ of the equations

$$\lambda A_0(z) + B_0(z) - \lambda A_1(z) - B_1(z) = 0,$$

and

$$\lambda A_2(z) + B_2(z) - \lambda A_1(z) - B_1(z) = 0,$$

we could discover both the invariant and the exact value of the critical point from the exact solutions for strips of width 0, 1 and 2 given above.

As we show below, this suggests a way to *approximate* z_c for other lattices, by similar means. We first show that, for other lattices, an appropriate linear combination of $A_T(z)$ and $B_T(z)$ approaches a limit as $T \rightarrow \infty$, and use this observation to estimate the critical point for the square and triangular lattices.

Letting the width go to infinity, another of the generating functions, $B(z)$, vanishes [2], and the identity reduces to $A(z_c) = 1/\cos(3\pi/8)$. Recall that $A(z)$ is the generating function for loops, whose asymptotic behaviour is believed to be [8]

$$A(z) \sim a_0 + a_1(1 - z/z_c)^{3/16}.$$

Thus the Duminil-Copin/Smirnov identity in the limit $L \rightarrow \infty$ and $T \rightarrow \infty$ gives us the exact value for the amplitude term $a_0 = A(z_c)$ for the honeycomb lattice.

Next we consider the behaviour of the generating functions $A_T(z)$ and $B_T(z)$ in the limit $T \rightarrow \infty$. Denote $\lim_{T \rightarrow \infty} B_T(z)$ by $B(z)$, with a similar definition of $A(z)$. Recall that, as proved in [2], $B(z) = 0$ for $z \leq z_c$. This raises the question as to how $B_T(z_c) \rightarrow 0$ as $T \rightarrow \infty$?

If $B_T(z_c) \sim \text{const.}/T^\alpha$, a log-log plot of $B_T(z_c)$ against T should be linear with slope $-\alpha$ as $T \rightarrow \infty$. We only have data for width $T \leq 10$, so the gradient is still changing slightly with T in that plot. To accommodate this, we extrapolate estimates of the local gradient. We define the local gradient as

$$\text{gradB}(T) = \log \left(\frac{B_T(z_c)}{B_{T-1}(z_c)} \right) / \log \left(\frac{T}{T-1} \right)$$

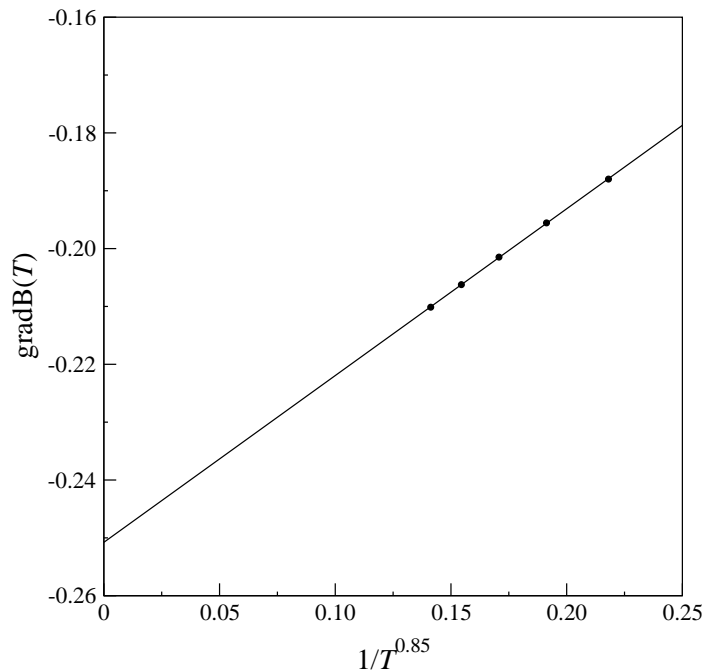


Figure 3: Plot of the local gradient of $B_T(z_c)$ and T against $1/T^{0.85}$. The straight line is a linear fit to the data in the plot.

and plot $\text{grad}B(T)$ against $1/T^{0.85}$, where the exponent 0.85 was chosen empirically to make the plot linear. The plot is shown in Figure 3, and it is manifestly clear that the locus extrapolates to a value of $\alpha \approx 1/4$. More systematic numerical extrapolation techniques [7] (not detailed here) lend support to this estimate. This is precisely as predicted [5], based on conjectures of Lawler, Schramm and Werner [14] as to the number of SAWs on the boundary of a domain. This is discussed in [5], where it is pointed out that the conjecture implies that $B_T(z_c)$ should decay as $T^{-1/4}$ as T goes to infinity, just as we observe.

From (8) it follows that if $B_T(z_c) \sim c/T^{1/4}$, then $\tilde{A}_T(z_c) = A_T(z_c) - a_0$ also decays as $T^{-1/4}$, and this was observed numerically by a similar plot to that described in the preceding paragraph.

3 Square lattice

As discussed above, there is no parafermionic operator that applies to the SAW model on the square lattice or the triangular lattice, so we can't identify the critical point for SAW on these lattices as did Duminil-Copin and Smirnov for honeycomb SAW. We might however expect that in the limit $L \rightarrow \infty$, so that we are again considering SAW in a strip, there should be a similar relationship between the two generating functions

T	$A_T(z_c)$	$B_T(z_c)$
1	0.684928096008073	0.760082094484555
2	0.825972541624066	0.707257323612670
3	0.927565166390104	0.668934606497192
4	1.006072923950508	0.639202723889591
5	1.069537792384553	0.615108345881821
6	1.122482001562161	0.594974760428940
7	1.167689112421950	0.577763265643123
8	1.206987841982332	0.562788338725227
9	1.241640411741764	0.549575210877016
10	1.272552495675558	0.537782341996967
11	1.300394615482380	0.527156358502502
12	1.325676196007041	0.517504450137522
13	1.348792763213512	0.508676719252903
14	1.370057142972426	0.500554481834765
15	1.389720731591218	0.493042273647721

Table 1: The values of $A_T(z)$ and $B_T(z)$ at the critical point $z = z_c$.

$A_T(z)$ and $B_T(z)$, with some T -dependence that vanishes as $T \rightarrow \infty$.
That is to say, while the relationship

$$1 = \cos(3\pi/8)A_T(z_c) + B_T(z_c),$$

which is an identity for honeycomb lattice SAW for finite width T , cannot be expected to hold for the square and triangular lattices, we might expect something like

$$1 = c_\alpha(T)A_T(z_c) + c_\beta(T)B_T(z_c)$$

to hold, where the “constants” $c_\alpha(T)$ and $c_\beta(T)$ are weakly T -dependent.

We have computed data for the square lattice generating functions in strips of width T , that is, $A_T(z)$ and $B_T(z)$, for $T \leq 15$, and used our best estimate $1/z_c = 2.63815853031$ [9, 10] to tabulate $A_T(z_c)$ and $B_T(z_c)$, shown in Table 1. In [5] these generating functions for the honeycomb lattice were defined to include an extra half-step at the beginning of the walk and at the end of the walk. This introduces an extra factor of z (or, as appropriate z_c), and we have used this definition of the generating functions $A_T(z)$ and $B_T(z)$ for the square lattice data.

We then fitted successive pairs of values $(A_T(z_c), B_T(z_c))$ and $(A_{T+1}(z_c), B_{T+1}(z_c))$ for $T = 1 \dots 14$ to

$$1 = c_\alpha(T)A_T(z_c) + c_\beta(T)B_T(z_c),$$

and solved the associated linear equations for $c_\alpha(T)$ and $c_\beta(T)$, using our best estimate of z_c . In Figures 4 and 5 we show plots of values of $c_\alpha(T)$ against $1/T^{1.15}$ and $c_\beta(T)$ against $1/T^{0.85}$.

We have no basis for assuming that this is the correct form we should choose to extrapolate these plots; rather, the T -dependence was chosen experimentally to give a linear plot. Extrapolated to $T = \infty$, we find $c_\alpha \approx 0.3734$ and $c_\beta \approx 0.9756$. To obtain more precise estimates, we applied a range of standard extrapolation algorithms to the sequences $\{c_\alpha(T)\}$ and $\{c_\beta(T)\}$. These were Levin's u -transform, Brezinskii's θ algorithm, Neville tables, Wynn's ϵ algorithm and the Barber-Hamer algorithm. Descriptions of these algorithms, and codes for their implementation, can be found in [7]. Combining the results from these different algorithms, we estimate $c_\alpha = 0.373360 \pm 0.000003$ and $c_\beta = 0.975641 \pm 0.000005$. Thus the ratio $c_\alpha/c_\beta = 0.382682(7)$. For the honeycomb lattice the corresponding ratio is $\cos(3\pi/8) = 0.3826834\dots$, which is close to, and probably equal to, the square lattice value. We shall see in the next section that the apparent agreement also holds for the triangular lattice.

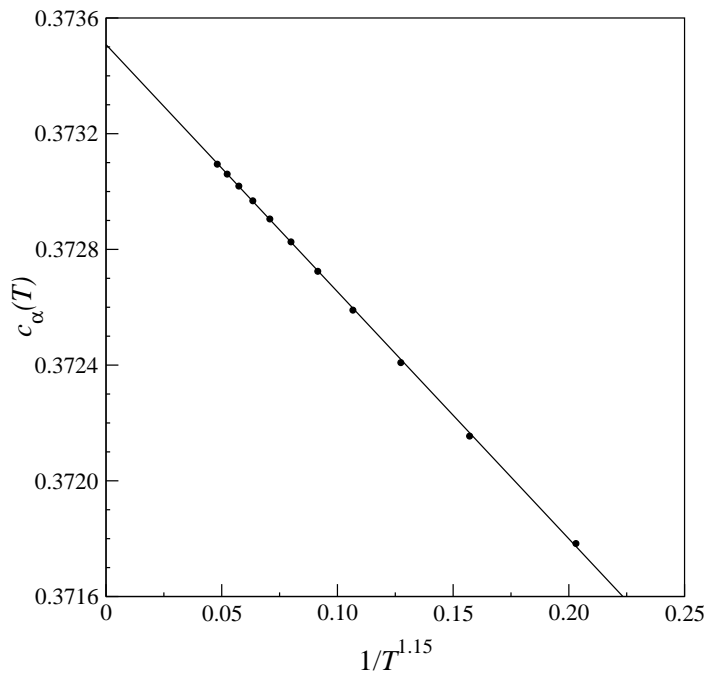


Figure 4: Plot of $c_\alpha(T)$ against $1/T^{1.15}$ for square lattice A walks. The straight line is a linear fit to the last seven data-points in the plot.

Assuming that $c_\alpha/c_\beta = \cos(3\pi/8)$ for the square lattice, we calculated elements of the sequence $\cos(3\pi/8)A_T(z_c) + B_T(z_c)$ and extrapolated these using the same suite of extrapolation methods mentioned above. We found the limit of the sequence to be 1.02497 ± 0.00001 , compared to a value of exactly 1 for the honeycomb lattice. Using this estimate we plotted $\log(\cos(3\pi/8)A_T(z_c) + B_T(z_c) - 1.02497)$ against $\log T$. The plot displayed slight curvature, so we plotted the local gradient,

$$\log \left(\frac{\cos(3\pi/8)A_T(z_c) + B_T(z_c) - 1.02497}{\cos(3\pi/8)A_{T-1}(z_c) + B_{T-1}(z_c) - 1.02497} \right) / \log \left(\frac{T}{T-1} \right)$$

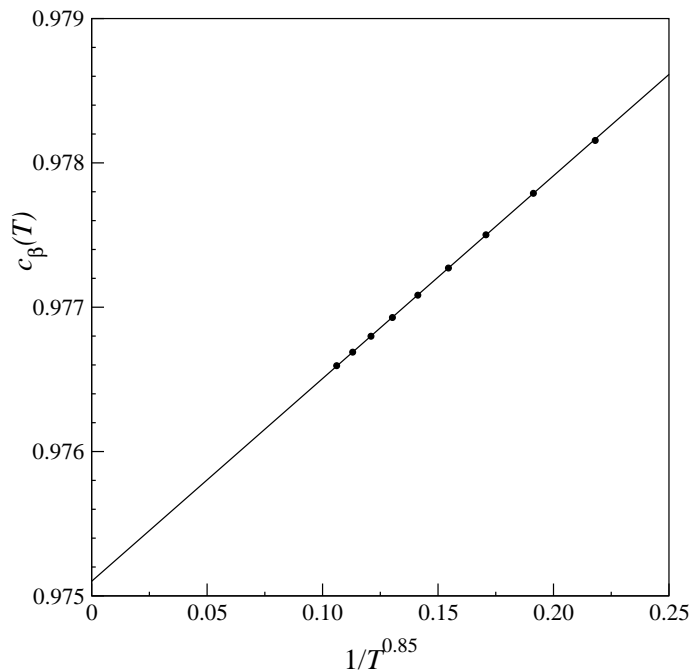


Figure 5: Plot of $c_\beta(T)$ against $1/T^{0.85}$ for square lattice B walks. The straight line is a linear fit to the last seven data-points in the plot.

against $1/T$. This extrapolated to a value in the range $(1.9, 2.1)$, so we took the central value and concluded that $1.02497 - \frac{c_1}{T^2} \approx \cos(3\pi/8)A_T(z_c) + B_T(z_c)$ is the asymptotic behaviour. Finally, extrapolating estimates of the constant c_1 , we estimate $c_1 \approx 0.14 \pm 0.02$. So our final result is

$$1.02497 - \frac{0.14}{T^2} \approx \cos(3\pi/8)A_T(z_c) + B_T(z_c),$$

which is an accurate mnemonic for square lattice strips.

For the honeycomb lattice, it has been proved [2] that $\lim_{T \rightarrow \infty} B_T(z_c) = B(z_c) = 0$. The proof applies *mutatis mutandis* to the square and triangular lattices. Thus in the limit of infinite strip width we find $1 \approx 0.373360A(z_c)$, a prediction for the critical amplitude $A(z_c) \approx 2.67838$. Current series estimates (unpublished) are 2.66 ± 0.03 , some 3 orders of magnitude less accurate than this new estimate.

3.1 T -dependence of the generating functions $A_T(z_c)$ and $B_T(z_c)$.

As for the honeycomb lattice, we expect $B_T(z_c) \sim \text{const.}/T^{1/4}$. In Figure 6 we have plotted estimates of the exponent

$$\text{gradB}(T) = \log \left(\frac{B_T(z_c)}{B_{T-1}(z_c)} \right) / \log \left(\frac{T}{T-1} \right)$$

against $1/T^{0.85}$. This local gradient should approach $-1/4$ and from the plot is seen to do so.

As for the honeycomb lattice, from (8) it follows that if $B_T(z_c) \sim \text{const.}/T^{1/4}$, then $\tilde{A}_T(z_c) = A_T(z_c) - a_0$ also decays as $T^{-1/4}$. This was observed numerically by a similar plot to that described in the preceding paragraph.

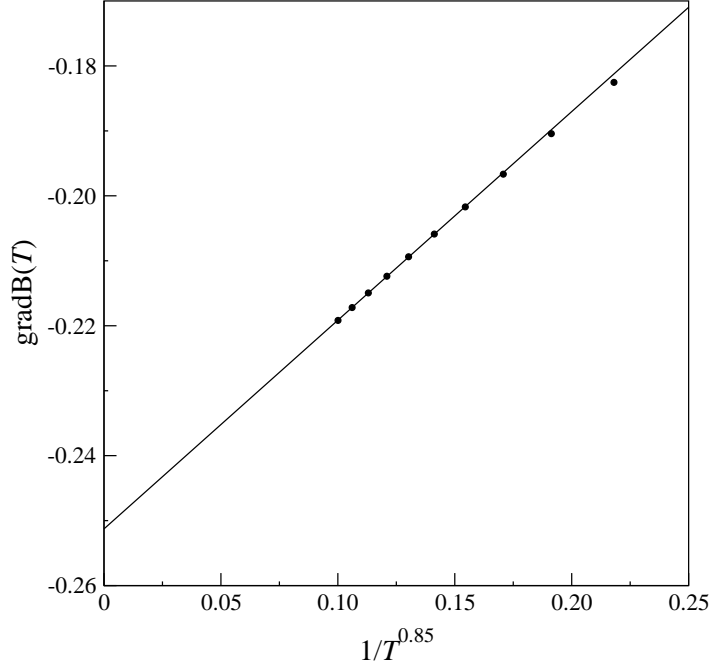


Figure 6: Plot of $\text{grad}B(T)$ against $1/T^{0.85}$ for square lattice B walks. The straight line is a linear fit to the last seven data-points in the plot. Linear extrapolation to -0.25 is well supported.

We showed in section 2 that the critical point could be identified just from knowledge of the invariant (8) and the formulae for $A_0(z)$ and $B_0(z)$. In the case of the square lattice, we expect the simultaneous solution of the pair of equations

$$\lambda A_{T-1}(z) + B_{T-1}(z) - \lambda A_T(z) - B_T(z) = 0,$$

and

$$\lambda A_T(z) + B_T(z) - \lambda A_{T+1}(z) - B_{T+1}(z) = 0,$$

to give a sequence of estimates of $z_c(T)$ that should converge to the critical point z_c . Similarly, the parameter λ should converge to the ratio $c_\alpha/c_\beta = \cos(3\pi/8)$. We solved these equations by seeking the solution of

$$(A_{T-1}(z) - A_T(z))(B_{T+1}(z) - B_T(z)) = (A_T(z) - A_{T+1}(z))(B_T(z) - B_{T-1}(z)),$$

which we call $z_c(T)$, and then found $\lambda(T)$ by back substitution. The results are shown in Table 2.

We plotted (not shown) the estimates of $z_c(T)$, against various powers of $1/T$, and found a linear plot if we plotted against $1/T^2$. We extrapolated the estimates $z_c(T)$ for steadily increasing T values using the same suite of extrapolation methods as mentioned above. Rapidly convergent sequences are known to be well-extrapolated by the Barber-Hamer algorithm [1] in particular. So in Table 3 we show the results of the application of this algorithm to the sequence $\{z_c(T)\}$. Rapid convergence is evident (the table should be read from left to right), and we estimate $z_c = 0.37905228 \pm 0.00000001$. This is consistent with the limit found from other extrapolation methods, but to save space we don't show all these. This estimate can be compared to the best series estimate, based on the analysis of a very long polygon series [9, 10], of $z_c = 0.37905227776$, with uncertainty in the last digit.

Thus this method is seen to be a powerful new method for estimating critical points, giving very good accuracy, though it doesn't rival the most powerful methods based on series analysis of polygon series for estimating the critical point. However it does give comparable accuracy to methods based on series analysis of SAW (rather than SAP). We have similarly extrapolated the estimates of $\lambda(T)$, and find $\lambda \approx 0.38268$, compared to the expected value $\cos(3\pi/8) = 0.382682$.

T	$z_c(T)$	$\lambda(T)$
2	0.3792132510996564	0.3680865016160631
3	0.3791354275802486	0.3724957043646600
4	0.3791014587212902	0.3750327779790171
5	0.3790837649841775	0.3766921607963391
6	0.3790736177161640	0.3778473665510655
7	0.3790673896037665	0.3786868392606266
8	0.3790633602596354	0.3793176229093515
9	0.3790606406190476	0.3798046222881576
10	0.3790587398862656	0.3801891415440993
11	0.3790573721782793	0.3804985249279112
12	0.3790563633515162	0.3807514859621669
13	0.3790556032334455	0.3809611990869139
14	0.379055019822686	0.3811371681858631

Table 2: Estimates of $z_c(T)$ and $\lambda(T)$ for the square lattice.

4 Triangular lattice

We have also generated data for the triangular lattice in strips of widths up to and including 11. Using the best estimate [12] of the critical point, $z_c = 0.2409175745$, we show, in Table 4, the values of $A_T(z_c)$ and $B_T(z_c)$ for each strip width. For the

T	$z_c^{(1)}$	$z_c^{(2)}$	$z_c^{(3)}$	$z_c^{(4)}$	$z_c^{(5)}$
2	0.378979835				
3	0.379075147	0.379063794			
4	0.379064529	0.379054351	0.379052646		
5	0.379059973	0.379052907	0.379052010	0.379052159	
6	0.379057492	0.379052354	0.379052257	0.379052268	0.379052270
7	0.379055976	0.379052271	0.379052268	0.379052269	0.379052269
8	0.379054993	0.379052268	0.379052270	0.379052269	0.379052269
9	0.379054328	0.379052272	0.379052280	0.379052278	0.379052277
10	0.379053863	0.379052274	0.379052278	0.379052277	
11	0.379053528	0.379052276	0.379052277		
12	0.379053280	0.379052277			
13	0.379053094				

Table 3: Successive iterates $z_c^{(n)}$ estimating z_c from extrapolation of the sequence $\{z_c(T)\}$ by Barber-Hamer extrapolation for the square lattice.

triangular lattice there are two edges incident upon the origin in a strip geometry and this complicates matters. To simplify things, we start and finish our SAW *on* the boundary in the case of the triangular lattice, in order to eliminate the complications that including the effects of an incident edge would have. So the extra factor of z_c included in the definition of these amplitudes for the square and honeycomb lattice data is not present in the triangular lattice data.

As in the analysis of the square lattice data, we fitted successive pairs of values $(A_T(z_c), B_T(z_c))$ and $(A_{T+1}(z_c), B_{T+1}(z_c))$ for $T = 1 \dots 10$ to

$$1 = c_\alpha(T)A_T(z_c) + c_\beta(T)B_T(z_c),$$

and solved the associated linear equations for $c_\alpha(T)$ and $c_\beta(T)$.

To obtain precise estimates, we again applied the same suite of standard extrapolation algorithms to the sequences $\{c_\alpha(T)\}$ and $\{c_\beta(T)\}$ as used in the analysis of the corresponding square lattice data. Combining the results from these different algorithms, we estimate $c_\alpha = 0.201203(2)$ and $c_\beta = 0.525767(3)$. Thus the ratio $c_\alpha/c_\beta = 0.382685(6)$. For the honeycomb lattice the corresponding ratio is $\cos(3\pi/8) = 0.3826834\dots$, which, as we also saw for the square lattice is close to, and probably equal to, the triangular lattice value.

Assuming the ratio $c_\alpha/c_\beta = \cos(3\pi/8)$ for the triangular lattice too, we extrapolated $\cos(3\pi/8)A_T(z_c) + B_T(z_c)$ for increasing values of T , using our standard suite of extrapolation algorithms. We estimated the limit to be 1.90198 ± 0.00001 . We then repeated the analysis described above for the square lattice data *mutatis mutandis*, and found

$$1.90198 - \frac{0.1}{T^2} \approx \cos(3\pi/8)A_T(z_c) + B_T(z_c).$$

As remarked above, it has been proved [2] that $\lim_{T \rightarrow \infty} B_T(z_c) = B(z_c) = 0$. Thus in

T	$A_T(z_c)$	$B_T(z_c)$
1	1.139480549210468	1.457161363236105
2	1.435344242350752	1.348134252648887
3	1.641756149326264	1.270897362392145
4	1.798515045521241	1.211810836367619
5	1.923848231267622	1.164374555192450
6	2.027608945103857	1.125001488941636
7	2.115709764900265	1.091512525007183
8	2.191966367371986	1.062490013670246
9	2.258977760090717	1.036962918106255
10	2.318589791981952	1.014238779515961
11	2.372157936598986	0.993807536013206

Table 4: Estimates of $A_T(z_c)$ and $B_T(z_c)$ for various strip widths for the triangular lattice.

the limit of infinite strip width we find $1.90198 \approx \cos(3\pi/8)A(z_c)$, a prediction for the critical amplitude $A(z_c) \approx 4.97011$.

4.1 T -dependence of the generating functions $A_T(z_c)$ and $B_T(z_c)$.

As for the honeycomb and square lattices, we expect $B_T(z_c) \sim \text{const.}/T^{1/4}$. We plotted estimates of the exponent

$$\text{gradB}(T) = \log \left(\frac{B_T(z_c)}{B_{T-1}(z_c)} \right) / \log \left(\frac{T}{T-1} \right)$$

against $1/T^{0.85}$, which should approach $-1/4$, and were seen to do so. The figure was visually indistinguishable from the corresponding Figure 6 for the square lattice, so is not shown.

Similarly, it follows from (8) that $\tilde{A}_T(z_c) = A_T(z_c) - a_0 \approx A_T(z_c) - 4.97011$ decays as $1/T^{1/4}$ as T tends to infinity. As we did for the square lattice case, we also confirmed this numerically.

4.2 Estimate of the critical point

In the previous section, we showed that, for the square lattice data, the simultaneous solution of the pair of equations

$$\lambda A_{T-1}(z) + B_{T-1}(z) - \lambda A_T(z) - B_T(z) = 0,$$

and

$$\lambda A_T(z) + B_T(z) - \lambda A_{T+1}(z) - B_{T+1}(z) = 0,$$

gives a sequence of estimates of $z_c(T)$ that converges to the critical point z_c . Similarly, the parameter λ converges to the ratio $c_\alpha/c_\beta = \cos(3\pi/8)$, where the equality is conjectural. We solved these equations using the triangular lattice data, by seeking the solution of

$$(A_{T-1}(z) - A_T(z))(B_{T+1}(z) - B_T(z)) = (A_T(z) - A_{T+1}(z))(B_T(z) - B_{T-1}(z)),$$

called $Z_c(T)$, and then found $\lambda(T)$ by back substitution. The results are shown in Table 5.

We plotted (not shown) the estimates of $z_c(T)$, against various powers of $1/T$, and found a linear plot if we plotted against $1/T^2$. We analysed the sequences in precisely the same way as for the corresponding square lattice data, so to save space we just give the results. For the critical point we estimate $z_c = 0.240917575 \pm 0.000000010$. This can be compared to the best series estimate [12], based on analysis of a very long polygon series, of $z_c = 0.2409175745$, with uncertainty in the last digit.

Thus again this method is seen to be a powerful one for estimating critical points, giving very good accuracy, though it doesn't rival the results based on series analysis of polygon series. However it does give greater accuracy than methods based on series analysis of SAW (rather than SAP). We have similarly extrapolated the estimates of $\lambda(T)$, and find $\lambda \approx 0.38268$, compared to the expected value $\cos(3\pi/8) = 0.382682$, exactly as for the square lattice.

T	$z_c(T)$	$\lambda(T)$
2	0.241168440165255	0.356318356471223
3	0.241030169141752	0.366143831978748
4	0.240977832351101	0.371147184391665
5	0.240953612190006	0.374091365359823
6	0.240940839933527	0.375992279128027
7	0.240933460889859	0.377300697288292
8	0.240928899289076	0.378244599187661
9	0.240925927855959	0.378950553554884
10	0.240923909640445	0.379493901730187

Table 5: Estimates of $z_c(T)$ and $\lambda(T)$ for the triangular lattice.

5 Enumeration of self-avoiding walks

The algorithm we use to enumerate SAWs on the square lattice builds on the pioneering work of Enting [6] who enumerated square lattice self-avoiding polygons using the finite lattice method. More specifically our algorithm is based in large part on the one devised by Conway, Enting and Guttmann [4] for the enumeration of SAWs. The details of

our algorithm can be found in [11]. Below we shall only briefly outline the basics of the algorithm and describe the changes made for the particular problem studied in this work.

The generating function for a rectangle was calculated using transfer matrix (TM) techniques. The most efficient implementation of the TM algorithm generally involves bisecting the finite lattice with a boundary (this is just a line in the case of rectangles) and moving the boundary in such a way as to build up the lattice vertex by vertex as illustrated in Figure 7. If we draw a SAW and then cut it by a line we observe that the partial SAW to the left of this line consists of a number of loops connecting two edges (we shall refer to these as loop ends) in the intersection, and pieces which are connected to only one edge (we call these free ends). The other end of the free piece is an end point of the SAW so there are at most two free ends.

Each end of a loop is assigned one of two labels depending on whether it is the lower end or the upper end of a loop. Each configuration along the boundary line can thus be represented by a set of edge states $\{\sigma_i\}$, where

$$\sigma_i = \begin{cases} 0 & \text{empty edge,} \\ 1 & \text{lower loop-end,} \\ 2 & \text{upper loop-end.} \\ 3 & \text{free end.} \end{cases} \quad (10)$$

If we read from the bottom to the top, the configuration or signature S along the intersection of the partial SAW in Figure 7 is $S = \{031212120\}$. Since crossings aren't permitted this encoding uniquely describes which loop ends are connected.

A few changes to the algorithm described in [11] are required in order to enumerate the restricted SAWs we study here. Most importantly the SAW must have a free end at the middle vertex of the top side of the strip. This is easily ensured by restricting the updating rules at this vertex (also signatures prior to passing this vertex can have at most one free end). Specifically the middle vertex is reached when the TM boundary has been moved halfway through the strip. At this point the incoming edge to the left of the middle vertex is either empty, an upper loop-end or free. In the *empty* case we have to insert a new free end (along either the horizontal or vertical outgoing edge). In the *upper* case the loop-end is terminated and the matching lower loop-end becomes a free end.

While in the *free* case the end is again terminated and all the edges connected to this free end form a SAW. However this is only a valid configuration if all other edges are empty since otherwise we would form configurations with more than one component. Secondly, in enumerating SAWs of type *A* the second free end must lie in the top side of the rectangle; we chose to force the free end to lie to the left of the middle vertex and use symmetry to count all possible configurations. In counting bridges or SAWs of type *B* the second free end must lie at the bottom of the strip. Thirdly, in [11] the SAWs were forced to span the rectangle, that is touch all sides, but this restriction is lifted in this study.

The sum over all contributing graphs is calculated as the boundary is moved through the lattice. For each configuration of occupied or empty edges along the intersection we maintain a generating function G_S for partial walks with signature S . In exact enumeration studies G_S would be a truncated two-variable polynomial $G_S(z)$ where z

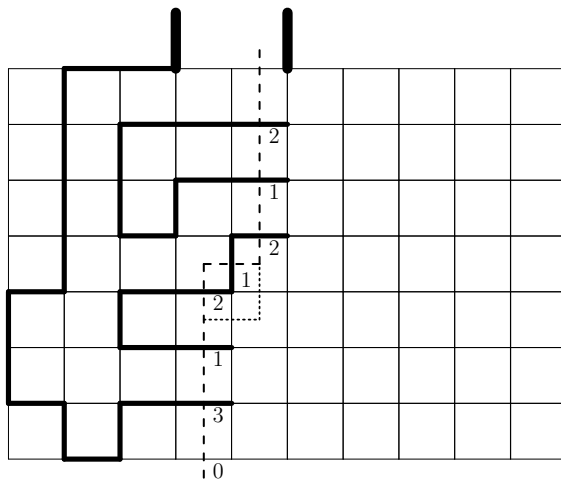


Figure 7: A snapshot of the boundary line (dashed line) during the transfer matrix calculation of type A configurations on a strip of size 7×10 . SAWs are enumerated by successive moves of the kink in the boundary line, as exemplified by the position given by the dotted line, so that one vertex and two edges at a time are added to the strip. To the left of the boundary line we have drawn an example of a partially completed SAW. The heavy lines at the top are the incoming and outgoing edges of the SAW.

is conjugate to the number of steps.

In a TM update each source signature S (before the boundary is moved) gives rise to a few new target signatures S' (after the move of the boundary line) and $n = 0, 1$ or 2 new edges are inserted leading to the update $G_{S'}(z) = G_{S'}(z) + z^n G_S(z)$. Once a signature S has been processed it can be discarded. In most studies the calculations were done using integer arithmetic modulo several primes with the full integer coefficients reconstructed at the end using the Chinese remainder theorem. Here we are not really interested in the exact coefficients. This makes life a little easier for us since we can use real coefficients with the generating functions truncated at some maximal degree M . The calculations were carried out using quadruple (or 128-bit) floating-point precision (achieved in FORTRAN with the REAL(KIND=16) type declaration).

In our calculations we truncated $A_T(z)$ and $B_T(z)$ at degree $M = 1000$ and used strips of half-length $L = M$. These choices of M and L more than suffice to ensure that numerical errors are negligible as evidenced by the fact that when we solve (4) (with z_c replaced by z) to find z_c for the honeycomb lattice the estimate for z_c agrees with the exact value to at least 30 digits, that is, to within the numerical accuracy of the floating-point computation itself.

The computational complexity of the calculation required to obtain the number of walks of in a strip of width T and length L can be easily estimated. Time (and memory) requirements are basically proportional to a polynomial in M and L times the maximal number of signatures, N_{Conf} , generated during the calculation. It is well established [10] that $N_{\text{Conf}} \propto 3^T$ so the algorithm has exponential computational complexity.

The transfer-matrix algorithm is eminently suited to parallel computations and here we used the approach first described in [10] and refer the interested reader to this publication for further detail. The bulk of the calculations for this paper were performed on the cluster of the NCI National Facility, which provides a peak computing facility to researchers in Australia. The NCI peak facility is a Sun Constellation Cluster with 1492 nodes in Sun X6275 blades, each containing two quad-core 2.93GHz Intel Nehalem CPUs with most nodes having 3GB of memory per core (24GB per node). It took a total of about 1800 CPU hours to calculate $A_T(z)$ for T up to 15. So, the bulk of the time (almost 1250 hours) was spent calculating $A_{15}(z)$. In this case we used 48 processors and the split between actual calculations and communications was roughly 2 to 1 (with quite a bit of variation from processor to processor). Smaller widths can be done more efficiently in that communication needs are fewer and hence not as much time is used for this task.

On a technical issue we note that quad precision is not a supported data type in the MPI standard. So in order to pass messages containing the generating functions we used the MPI data type MPI-BYTE with each coefficient then having a length of 16 bytes.

The algorithm used for the triangular lattice is quite similar. The triangular lattice is represented as a square lattice with additional edges along one of the main diagonals. This poses an immediate problem since a boundary line drawn as in Figure 7 would intersect $2T$ edges thus greatly increasing the number of possible signatures. In this case it is more efficient to draw the boundary line through the vertices of the lattice. We then again have T intersections, however a vertex may be in an additional state since a partial SAW can touch the boundary line without crossing it (see [12] for further details). The upshot is that the computational complexity grows exponentially as 4^T .

6 Conclusion

We started this study in order to consider to what extent, in some ill-defined sense, does there exist a parafermionic operator applicable to SAWs on the square and triangular lattice. For honeycomb lattice SAWs, (8) is an identity. For the square and triangular lattices we found, experimentally, that for walks in a strip of width T on the square lattice,

$$1.02497(1 - 0.14/T^2) \approx \cos(3\pi/8)A_T(z_c) + B_T(z_c), \quad (11)$$

while for the triangular lattice the corresponding result is

$$1.90198(1 - 0.1/T^2) \approx \cos(3\pi/8)A_T(z_c) + B_T(z_c). \quad (12)$$

Since $B_T(z_c) \rightarrow 0$ as $T \rightarrow \infty$, it follows that in the same limit $A_T(z_c) \rightarrow a_0$, where the numerical value of $a_0 = 1/\cos(3\pi/8)$ for the honeycomb lattice, $a_0 \approx 1.02497/\cos(3\pi/8)$ for the square lattice, and $a_0 \approx 1.90198/\cos(3\pi/8)$ for the triangular lattice. We provided numerical support for the conjecture that $B_T(z_c) \sim \text{const.}/T^{1/4}$ as $T \rightarrow \infty$, and hence that $A_T(z_c) - a_0 \sim \text{const.}/T^{1/4}$ also. Finally we show how the existence of equations (8), (11) and (12) suggests a powerful numerical method to estimate the critical point. In that way we found z_c exactly for

the honeycomb lattice, and estimated $z_c = 0.37905228(1)$ for the square lattice and $z_c = 0.240917575(10)$ for the triangular lattice.

7 Acknowledgments

We would like to thank Jan de Gier for many discussions that aided our understanding. This work was supported by an award under the Merit Allocation Scheme on the NCI National Facility at the ANU and was supported under the Australian Research Council's Discovery Projects funding scheme in grants to AJG and IJ. NRB was supported by the ARC Centre of Excellence for Mathematics and Statistics of Complex Systems (MASCOS).

References

- [1] M N Barber and C J Hamer, Extrapolation of sequences using a generalized epsilon-algorithm, *J. Aust. Math. Soc. B* **23**, 229-240 (1982)
- [2] N R Beaton, J de Gier and A J Guttmann, The critical fugacity for surface adsorption of SAW on the honeycomb lattice is $1 + \sqrt{2}$. *arXiv:1109.1234* (2011).
- [3] J Cardy, Discrete holomorphicity at two-dimensional critical points, *J. Stat. Phys.* **137**, 814-824 (2009).
- [4] A R Conway, I G Enting and A J Guttmann, Algebraic techniques for enumerating self-avoiding walks on the square lattice, *J. Phys. A: Math. Gen.* **26**, 1519-1534 (1993).
- [5] H Duminil-Copin and S Smirnov, The connective constant of the honeycomb lattice equals $\sqrt{2 + \sqrt{2}}$. *arXiv:1007.0575* (2010).
- [6] I G Enting, Generating functions for enumerating self-avoiding rings on the square lattice, *J. Phys. A: Math. Gen.* **13**, 3713-3722 (1980).
- [7] A J Guttmann, Analysis of coefficients, in *Phase transitions and critical phenomena* Vol. 13 p. 1, eds C Domb and J L Lebowitz, *Academic Press*, London and NY (1989).
- [8] A J Guttmann and G M Torrie, Critical behaviour at an edge for the SAW and Ising model, *J. Phys. A: Math. Gen* **17**, 3539-3552 (1984).
- [9] I Jensen and A J Guttmann, Self-avoiding polygons on the square lattice, *J. Phys. A: Math. Gen.* **31**, 4867-4876 (1999).
- [10] I Jensen, A parallel algorithm for the enumeration of self-avoiding polygons on the square lattice, *J. Phys. A: Math. Gen.* **36**, 5731-5745 (2003).
- [11] I Jensen, Enumeration of self-avoiding walks on the square lattice, *J. Phys. A: Math. Gen.* **37**, 5503-5524 (2004).
- [12] I Jensen, Self-avoiding walks and polygons on the triangular lattice, *J. Stat. Mech.:Th. and Exp.* P10008 (2004).
- [13] E J Janse van Rensburg, E Orlandini and S G Whittington, Self-avoiding walks in a slab: rigorous results, *J. Phys. A: Math. Gen* **39**, 13869-13902 (2006).

- [14] G Lawler, O Schramm and W Werner, On the scaling limit of planar self-avoiding walk. *Fractal geometry and applications: a jubilee of Benoit Mandelbrot, Part 2* 339-364. *Proc. Sympos. Pure Math.* **72**, Part 2, AMS Providence, RI (2004).
- [15] B Nienhuis, Exact critical point and critical exponents of $O(n)$ models in two dimensions, *Phys. Rev. Lett.* **49**, 1062-1065 (1982).
- [16] S Smirnov, Discrete Complex Analysis and Probability, *Proceedings of the International Congress of Mathematicians (ICM)*, Hyderabad, India, 2010, arXiv:1009.6077.