

Invisibility carpet in a channel with a structured fluid

G. Dupont^a S. Guenneau^{a,1} S. Enoch^a

^a*Institut Fresnel, CNRS, Aix-Marseille Université, Campus Universitaire de Saint-Jerome, 13013 Marseille, France*

Received May 2011; accepted after revision +++++

Presented by

Abstract

We first note it is possible to construct two linear operators defined on two different domains, yet sharing the same spectrum using a geometric transform. However, one of these two operators will necessarily have spatially varying, matrix valued, coefficients. This mathematical property can be used in the design of metamaterials whereby two different domains behave in the same electromagnetic, acoustic, or hydrodynamic way (mimetism). To illustrate this property, we describe a feasible invisibility carpet for linear surface liquid waves in a channel. This structured metamaterial bends surface waves over a finite interval of Hertz frequencies.

To cite this article: G. dupont, S. Guenneau, S. Enoch, C. R. Mecanique xxx (2011).

Résumé

Tapis d'invisibilité dans un canal avec un fluide structuré Nous observons en premier lieu qu'il est possible de construire deux opérateurs linéaires définis sur deux domaines distincts mais qui possèdent le même spectre de valeurs propres, par le truchement d'une transformation géométrique. Néanmoins, un des deux opérateurs aura nécessairement des coefficients hétérogènes et non scalaires. Cette propriété mathématique peut néanmoins être utilisée dans le design de métamatériaux grâce auxquels deux objets distincts présentent les mêmes caractéristiques acoustique, optique ou hydrodynamique (mimétisme). Pour illustrer notre propos, nous proposons un modèle réaliste de cylindres rigides judicieusement disposés (un métamatériau appelé tapis d'invisibilité) qui fonctionne sur une plage de fréquences hertziennes pour des vagues de faible amplitude dans un canal.

Key words: Eigenvalue problem ; Transformation acoustics ; Cloak ; Carpet ; Metamaterials ; Finite Elements

Mots-clés : Problème aux valeurs propres ; Acoustique de Transformation ; Cloque ; Tapis ; Métamatériaux ; Eléments Finis

Email address: sebastien.guenneau@fresnel.fr (S. Guenneau).

1 . Corresponding author

Version française abrégée

Nous considérons un problème spectral modèle qui consiste à trouver les couples de valeurs propres λ et vecteurs propres associés ϕ tels que :

$$A_1(\phi) = -\Delta\phi = \lambda\phi, \quad (1)$$

dans un domaine Ω_1 borné dans \mathbb{R}^2 . Nous nous intéressons plus particulièrement au cas de conditions de Neumann au bord du domaine, en vue d'une application à l'acoustique (voir equations 3-5). Il est bien connu que la résolvante de cet opérateur A_1 est compacte dans l'espace de Hilbert $H^1(\Omega_1)$ (par injection compacte de $H^1(\Omega_1)$ dans $L^2(\Omega_1)$), et donc que le spectre $\sigma(A_1)$ de l'opérateur A_1 est un ensemble discret de valeurs propres réelles positives tendant vers $+\infty$ qui peuvent être rangées par ordre croissant (Gram-Schmidt).

Il est bon de noter que ce problème mathématique modélise par exemple la recherche de modes susceptibles de se propager dans un guide (acoustique, électromagnétique, hydraulique...) en régime harmonique, auquel cas la racine carrée de la valeur propre λ à la dimension physique d'une fréquence par une vitesse.

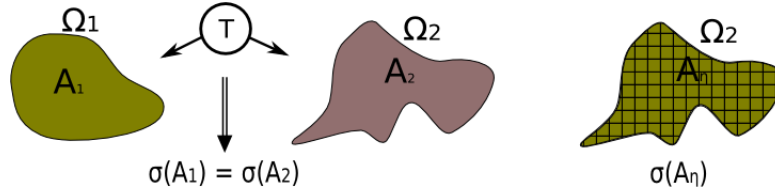


FIGURE 1. If Ω_1 and Ω_2 are two bounded domains that can be mapped onto one another, via a change of coordinates described by the Jacobian matrix \mathbf{J} , two self-adjoint bounded operators $A_1 = -\Delta$ and $A_2 = -T_{33}^{-1}\nabla \cdot \mathbf{T}_T^{-1}\nabla$ respectively defined in $\mathcal{L}(L^2(\Omega_1))$ and $\mathcal{L}(L^2(\Omega_2))$ have identical spectra $\sigma(A_1) = \sigma(A_2)$, where \mathbf{T}_T^{-1} is the upper left block of the inverse of the symmetric matrix $\mathbf{T} = \mathbf{J}^T\mathbf{J}/\det(\mathbf{J})$. Our proposal of cloaking is to *asymptotically* approach the spectrum $\sigma(A_2)$ with a sequence of spectra $\sigma(A_\eta)$ associated with media of typical heterogeneity size η , when η goes to zero.

La question que l'on se pose est de savoir si l'on peut construire un autre opérateur A_2 agissant sur un domaine borné Ω_2 distinct de Ω_1 dont le spectre $\sigma(A_2)$ est identique au précédent. La réponse est affirmative dans la mesure où l'on procède à un changement de variables qui applique le domaine Ω_1 sur le domaine Ω_2 , cf. Figure 1. En effet, les couples de valeurs propres β et vecteurs propres associés ψ tels que :

$$A_2(\psi) = -T_{33}^{-1}\nabla \cdot \mathbf{T}_T^{-1}\nabla\psi = \beta\psi, \quad (2)$$

où les valeurs propres β sont réelles positives (\mathbf{T} est symétrique), peuvent-être mises en correspondance (une à une) avec les valeurs propres λ .

Ce tour de passe-passe est bien connu des spécialistes de l'inversion [1,2] dans le cadre de l'étude du problème de Calderon (qui revient à connaître les propriétés de l'application Dirichlet-Neumann [3]). Néanmoins, nous n'avons trouvé nulle part dans la littérature physique un exposé mathématique élémentaire qui prend la mesure de ces implications pour les problèmes aux valeurs propres dans les résonances de cavités : deux opérateurs linéaires définis sur des domaines bornés distincts peuvent présenter des spectres identiques, pourvu que l'un au moins ait des coefficients hétérogènes anisotropes, ce qui renvoie à la question de la reconnaissance de forme d'un tambour à travers sa signature acoustique [4].

Les aspects mathématiques sous-jacents dépassent le cadre de cette étude, mais nous présentons dans la Figure 2 et le Tableau 1 des résultats numériques qui appuient notre propos : les graphes de gauche de la figure 2 et les trois premières colonnes du tableau 1 de gauche démontrent qu'un canal à vagues

Spectres/spectra				$\ u^2\ $			
Channel with straight boundary	Channel with curved boundary	transformed fluid	structured fluid	Channel with straight boundary	Channel with curved boundary	transformed fluid	structured fluid
canal à bord droit	canal à bord courbe	fluide transformé	fluide structuré	canal à bord droit	canal à bord courbe	fluide transformé	fluide structuré
0	0	0	0	1,115959	1,033463	1,115989	1,070804
15,421245	16,285183	15,419862	5,36089	1,042695	9,257988	1,042417	0,445372
23,360018	24,331115	23,360577	12,378026	0,278953	0,127774	0,279039	0,260763
38,781172	38,150817	38,779008	18,015719	0,089203	0,426342	0,089188	0,075146
61,685165	65,84983	61,680634	21,109358	2,529742	0,066342	2,537795	3,686498
85,0451	90,850109	85,042059	32,633431	0,032711	0,050476	0,032713	1,354506
93,440225	99,682041	93,439819	36,874	0,126457	1,26211	0,126301	0,03098
108,861093	144,23153	108,86202	46,637396	0,031962	0,022798	0,031982	0,053374
138,790402	151,312984	138,769493	56,051577	0,019377	0,020474	0,019367	0,018356
155,12721	165,501783	155,143102	56,929051	0,166369	0,200648	0,166884	0,015203
162,149999	213,804808	162,134605	67,209521	0,009278	0,011508	0,009278	1,467862
210,240421	237,025532	210,244063	78,386038	0,086619	6,757544	0,086349	0,482885
225,660634	252,103326	225,645577	80,680695	0,00964	0,006969	0,009647	0,007035
232,232545	282,910622	232,216505	89,588308	0,009878	0,105853	0,009869	0,005997
246,740044	287,114739	246,659062	94,574593	0,033113	0,008831	0,033211	0,006191
270,100073	349,400612	270,076655	111,464198	0,004538	0,113402	0,004537	0,025239
271,926890	368,787681	271,921619	120,148592	0,126695	0,017935	0,125721	0,046478
340,187285	381,805351	340,127133	123,340726	0,004384	0,010466	0,004387	0,005204
349,029669	412,938531	348,996955	127,183206	0,006779	0,034726	0,006768	0,003156
373,760947	427,301935	373,662887	129,307844	0,011041	0,00852	0,01107	0,004553

TABLE 1

Eigenvalues (a) and associated L^2 norms of eigenfields (b) : Channel filled with straight boundary filled with homogeneous isotropic fluid (first column), curved boundary (second column); Channel with curved boundary filled with heterogeneous anisotropic fluid (third column), Channel with curved boundary filled with structured homogeneous isotropic fluid (third column). We note that the spectrum of the curved channel with transformed fluid coincides with that of the straight channel with homogeneous isotropic fluid, while the spectrum associated with the structured fluid is different ; However, the L^2 norm of the eigenfield is very similar in all three cases. The case of a curved channel filled with homogeneous isotropic fluid leads to different eigenvalues and eigenfields. The fact that we recover the L^2 norm of the eigenfield with the structured fluid is more important for practical applications (the inherent frequency shift can be disregarded if the priority is to bend the wavefront of, say, linear surface water waves).

à bord droit à le même spectre (aux erreurs numériques près) qu'un canal à bord courbe avec un fluide transformé (i.e. hétérogène anisotrope déduit de la formule (7), voir figure 3). Les graphes de droite de la figure 2 et les trois premières colonnes du tableau 1 de droite démontrent que les normes dans L^2 des fonctions propres coincident (aux erreurs numériques près) pour les canal à vagues à bord droit et à bord courbe avec un fluide transformé.

La version anglaise de l'article est quant à elle dédiée à l'étude d'un problème de diffraction en hydrodynamique qui est le pendant des problèmes aux valeurs propres analysés ci-dessus. L'accent est mis sur une simulation numérique avec un design de tapis structuré qui doit faire l'objet d'une validation expérimentale ultérieure dans un canal à houle. Il est intéressant de noter que les valeurs propres du

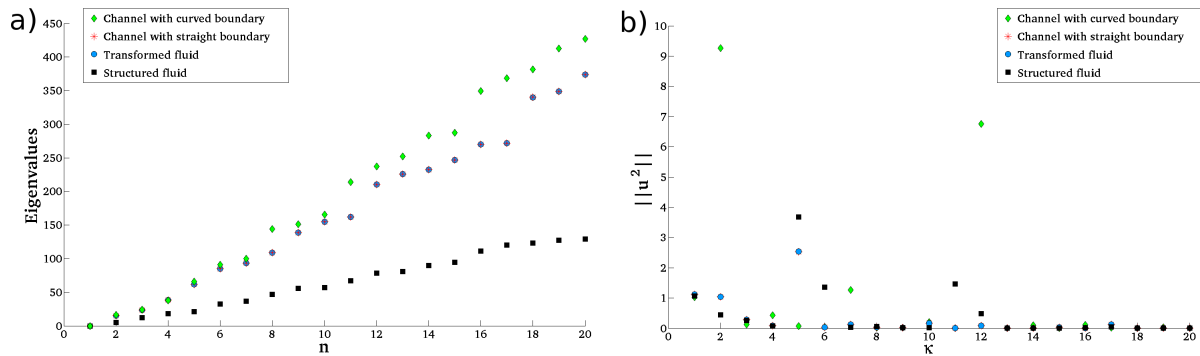


FIGURE 2. Graph of eigenvalues (a) and associated L^2 norms of eigenfields (b) : Panel (a) The red stars for the straight channel are superimposed with the blue circles for the curved channel with transformed fluid. The green diamonds for the curved channel with isotropic fluid and the black squares for the structured fluid are both far away from the red stars. Panel (b) : The red stars for the straight channel are superimposed with the blue circles for the curved channel with transformed fluid. For most points, the green diamonds (curved channel with isotropic fluid) are further away from red stars and blue circles than the black squares (structured fluid) : The eigenfield shares similar features within the structured and the transformed fluids.

problème spectral associées au tapis structuré différent de celles du *méta-fluide* hétérogène anisotrope obtenu par transformation géométrique, cf. la troisième colonne du tableau 1(gauche), alors que les fonctions propres correspondantes coïncident presque, cf. la troisième colonne du tableau 1(droite). Ces résultats sont consistants avec les cartes de champ associées à ces deux cas, cf. figures 3, 4 et 5. L'ensemble de ces résultats numériques suggère que le design de cloques structurées dans des canaux à vagues nécessite un travail ultérieur d'optimisation (de type problème inverse) sur des problèmes spectraux afin de mieux cerner leurs propriétés intrinsèques : les interactions fluides-structures conduisent au mimétisme à certaines fréquences (au sens où les vagues dans un canal droit sont similaires à celles d'un canal courbe), mais aussi à des résonances propres du canal à d'autres fréquences (auquel cas le cloaking est caduc). Ce dernier point s'apparente aux modes de résonance des capes d'invisibilité découverts par l'équipe de Greenleaf dans le contexte de la mécanique quantique [2], qui ont aussi leur pendant en acoustique [5].

1. Setup of the hydrodynamic problem

The transformation based solutions to the Maxwell equations in curvilinear coordinate systems reported by Pendry et al. in [6] bend electromagnetic waves around arbitrarily sized and shaped surfaces (see also [7] for a conformal optics approach). The electromagnetic carpet is a *metamaterial* which maps a concealment region onto a surrounding surface: as a result of the coordinate transformation the permittivity and permeability are strongly heterogeneous and anisotropic within what physicists call an *invisibility carpet* [8], yet fulfilling impedance matching with the surrounding vacuum. The carpet thus neither scatters waves nor induces a shadow in the reflecting field.

In the present paper, we build upon the recent proposal by Li and Pendry [8] to map a curved surface onto a flat surface in order to control the wave front of an electromagnetic wave scattered by a bump located on a flat mirror so that if we now dress this bump with a heterogeneous anisotropic material, the wave seems to be reflected by a flat mirror, thereby making the bump invisible [8,9]. We actually design a structured material in order to mimick the prerequisite material properties deduced from a geometric transformation. We focus here on linear surface water waves propagating within a channel, but we emphasize that our approach is generic and works for any wave governed by a Helmholtz equation

subject to Neumann boundary conditions e.g. anti-plane shear waves in an elastic material with cracks, pressure water waves in a fluid with rigid inclusions, transverse electric waves in a dielectric medium with infinite conducting inclusions.

Let Ω denote the region of a channel occupied by a fluid. The conservation of momentum leads to the Navier-Stokes equations:

$$\rho \left(\frac{\partial}{\partial t} + \mathbf{u} \cdot \nabla \right) \mathbf{u} - \mu \nabla^2 \mathbf{u} = -\nabla p + \rho \mathbf{g}, \quad \text{in } \Omega, \quad (3)$$

where \mathbf{u} denotes the velocity field, t the time variable, ρ the density of the fluid μ its viscosity, and \mathbf{g} the gravity.

If we assume that the fluid is incompressible and irrotational, we know that \mathbf{u} derives from a potential which under the hypothesis of small perturbations of the free interface separating the fluid with ambient atmosphere, leads to the Helmholtz equation:

$$\nabla^2 \phi - \kappa^2 \phi = 0, \quad (4)$$

with κ the spectral parameter related to the frequency of the wave ω via the dispersion relation:

$$\omega = \sqrt{g\kappa \tanh(h\kappa) \left(1 + \frac{\kappa^2 \sigma}{g\rho} \right)}. \quad (5)$$

Here, h is the depth of water in the channel and σ the surface tension at the free surface.

The linearized problem (4-5) allows for straightforward analogies between transverse electromagnetic and acoustic waves propagating in structured cylindrical domains, see [10] for the design of an invisibility cloak for surface liquid waves, experimentally shown to work between 10 and 15 Hertz (broadband).

2. Design of a heterogeneous anisotropic fluid

As we already announced in the French abridged version, our aim here is to approximate the spectrum of the Laplace operator defined on a bounded region of a certain shape with a perturbed Laplace operator defined on another bounded region of a different shape. In both cases, we assume Neumann boundary conditions, so that the resolvents of both operators are compact and their spectra consist only of a countable set of discrete eigenvalues with a single accumulation point (0 or infinity depending upon whether we look at the operator or its inverse) [11]. This allows for a one-to-one correspondence between the spectra of the Laplace operator A_1 and perturbed Laplace operators A_η associated with the structured fluid. The underlying asymptotic mechanism is that one wants to approximate each eigenvalue of A_1 by an eigenvalue of A_η , in the limit when η goes to zero: The smaller η , the larger the number of rigid cylinders (of order η^{-1}) of decreasing diameter ($\sim \eta$), the finer the approximation (in the homogenization limit) of the transformed fluid obtained by mapping the first region on the seconde one. This means that the sequence of spectra $\sigma(A_\eta)$ of operators A_η should tend (pointwise) to the spectrum $\sigma(A_1)$ of the operator A_1 when η tends to zero. As a result, if the first region Ω_1 is filled with an isotropic homogeneous medium (say a fluid), the second one Ω_2 (associated with the domain of an operator A_2) is now filled with the same fluid, however with a collection of small rigid cylinders approximating an anisotropic heterogeneous fluid: $\sigma(A_1) = \lim_{\eta \rightarrow 0} \sigma(A_\eta) = \sigma(A_2)$. We now want to numerically validate this conjecture: one can design a *meta-fluid* by structuring the second region with rigid cylinders, in which case it can be simply filled with an ordinary fluid. However, such an asymptotic approach can only work to certain extent (within the framework of effective medium theory, hence for small enough frequencies).

2.1. Geometric transform

Let us first introduce a simple geometric transform mapping the first region to the second one. The bottom line is the bold proposal by Li and Pendry to conceal an object that is placed under a curved reflecting surface by imitating the reflection of a flat surface [8] in the context of electromagnetic waves in open space. In the present case, the domain is bounded and the geometric transform reads as follows:

$$\begin{cases} x' = x \\ y' = \frac{y_2 - y_1}{y_2} y + y_1 \\ z' = z \end{cases} \quad \text{with the associated Jacobian matrix } J_{xx'} = \begin{pmatrix} 1 & 0 & 0 \\ \frac{\partial y}{\partial x'} & \frac{1}{\alpha} & 0 \\ 0 & 0 & 1 \end{pmatrix}, \quad (6)$$

and $\alpha = (y_2 - y_1)/y_1$.

The metric tensor associated with the transformed coordinates takes the following form (and its effect on the Cartesian metric is shown in figure 3):

$$\mathbf{T}^{-1} = \mathbf{J}_{xx'}^{-1} \mathbf{J}_{xx'}^{-T} \det(\mathbf{J}_{xx'}) = \begin{pmatrix} \frac{1}{\alpha} & -\frac{\partial y}{\partial x'} & 0 \\ -\frac{\partial y}{\partial x'} \left(1 + \left(\frac{\partial y}{\partial x'}\right)^2\right) \alpha & 0 & 0 \\ 0 & 0 & \frac{1}{\alpha} \end{pmatrix}. \quad (7)$$

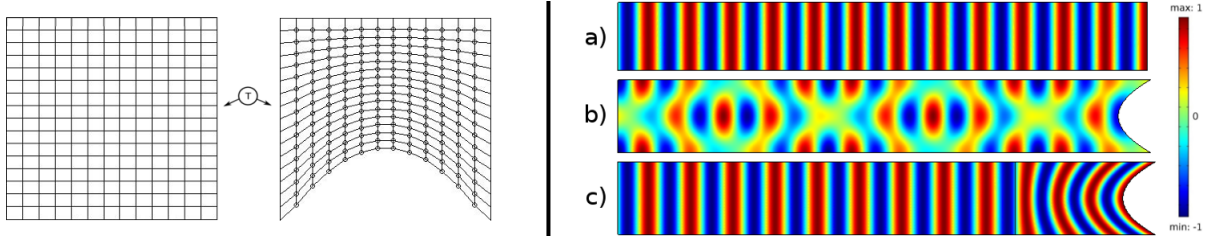


Figure 3. Left: Metrics associated with the Cartesian coordinate system (original domain, leftmost panel) and the transformed coordinate system (invisibility carpet, right panel) mapped onto one another via the transformation matrix \mathbf{T} (note that the right angles are not preserved i.e. the transformation is not conformal); Right: Numerical simulations at frequency $\nu = 1.99\text{Hz}$; (a) Field inside a straight channel filled with a homogeneous isotropic fluid; (b) Field inside a curved channel filled with a homogeneous isotropic fluid; (c) Field inside a curved channel filled with a heterogeneous anisotropic fluid described by formula (7). The color scale is in arbitrary units. The strong similarity between fields in (a) and (c) is noted.

It is interesting to look at the expression of the eigenvalues of \mathbf{T}^{-1} as these are the relevant quantities to design a structured channel:

$$\lambda_1 = \frac{1}{\alpha}, \lambda_i = \frac{1}{2\alpha} \left(1 + \alpha^2 + \left(\frac{\partial y}{\partial x'}\right)^2 \alpha^2 + (-1)^{i-1} \sqrt{-4\alpha^2 + \left(1 + \alpha^2 + \left(\frac{\partial y}{\partial x'}\right)^2 \alpha^2\right)^2} \right). \quad (8)$$

We note that λ_1 and λ_i , $i = 2, 3$, are strictly positive functions as obviously $1 + \alpha^2 + \left(\frac{\partial y}{\partial x'}\right)^2 \alpha^2 > \sqrt{-4\alpha^2 + \left(1 + \alpha^2 + \left(\frac{\partial y}{\partial x'}\right)^2 \alpha^2\right)^2}$ and also $\alpha > 0$. This establishes that \mathbf{T}^{-1} is not a singular matrix for

a two-dimensional carpet, which is a big advantage over two-dimensional cloaks obtained by blowing up a point onto a disc [8]: the transformation matrix is then singular at the cloak's inner boundary (one eigenvalue goes to infinity, while the other two go to zero [3]).

2.2. Structured fluid

Let us now mimic the heterogeneous anisotropic fluid using an effective medium approach whereby an assembly of rigid cylinders judiciously located is now fixed to the bottom of the channel. It is clear that such a design will only work to certain extent and moreover will be constrained by the working eigenfrequency (the larger the eigenvalue of the operator, the larger the discrepancy between the ideal and approximated cases). In Figures 4 and 5, we show some representative fields corresponding to given eigenfrequencies in the range $1.72Hz < \nu < 2.33Hz$ for a curved channel with a carpet (Figure 4) and without a carpet (Figure 5). We emphasize that the wavefront of the fields is nearly flat in Figure 4. We report in table 1 the L^2 norm of these eigenfields and compare them to the benchmark of a straight channel and a curved channel filled with a transformed fluid. These numerical results clearly show the positive effect of the structured carpet. However, some care needs be taken when commenting these results, as shown by the discrepancy between the eigenvalues for spectral problems set in the straight channel and the curved channel filled with the *structured fluid*: cloaking is only achieved for the control of the fields's wavefront, not for the eigenfrequencies.




Figure 4. Eigenfields for $1.72 Hz < \nu < 2.23 Hz$ in a curved channel with the structured carpet. The flat wavefronts of all eigenfields is noted.

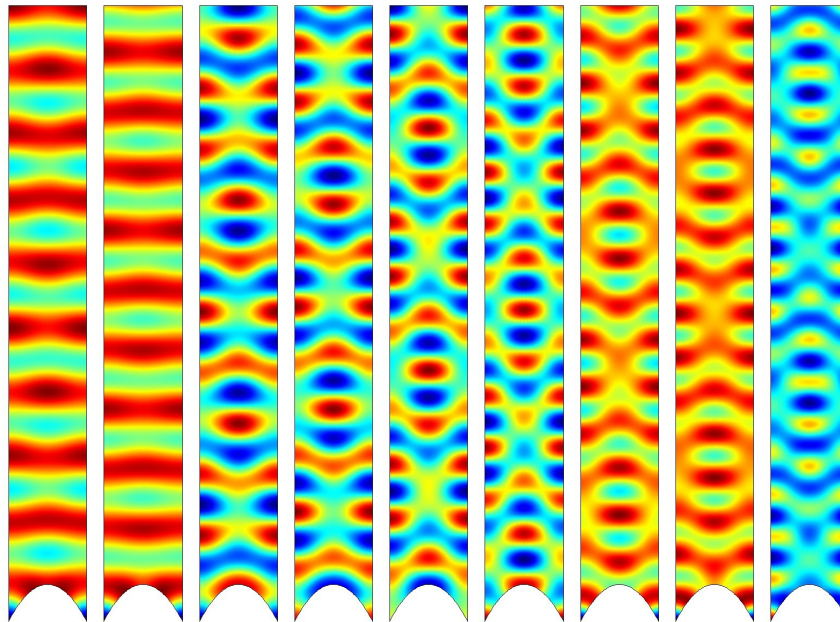


Figure 5. Eigenfields for $1.72 Hz < \nu < 2.23 Hz$ in the same curved channel as in figure 4 but without the structured carpet. The disturbed wavefronts for the eigenfields is noted (except for the first two leftmost eigenfields).

3. Conclusions

In this note, we have reported some preliminary results on a structured invisibility carpet for the control of linear surface water waves in a channel. Unlike for the structured invisibility cloak some of us designed earlier for linear surface water waves [10] (which avoids any backscattering of an incident wave), the carpet mimics the backscattering of a flat boundary (i.e. it flattens the wavefront of backscattered waves). The numerical illustrations demonstrate the high potential for a practical realization of a meta-fluid working over a large bandwidth. We hope this analysis will foster experimental efforts towards a new generation of dykes without overtopping phenomena. Similar ideas could be implemented in the design of structured fluids for an enhanced control of pressure waves [12]. It should be finally pointed out that recent theoretical and experimental work drawing analogies between water waves and cosmological physics [13,14] suggests new avenues for structured meta-fluids in the non-linear regime.

Acknowledgement

Mr Guillaume Dupont is thankful for a PhD funding from the University of Aix-Marseille III.

References

- [1] A. Greenleaf, M. Lassas and G. Uhlmann, On nonuniqueness for Calderons inverse problem, *Math. Res. Lett.* **10**, 685 (2003).
- [2] A. Greenleaf, Y. Kurylev, M. Lassas, G. Uhlmann, Isotropic transformation optics: approximate acoustic and quantum cloaking, *New J. Phys.* **10**, 115024 (2008).

- [3] R.V. Kohn, H. Shen, M.S. Vogelius, and M.I. Weinstein, Cloaking via change of variables in electric impedance tomography, *Inverse Problems* **24**, 015016 (2008)
- [4] M. Kac, Can one hear the shape of a drum? *Am. Math. Mon.* **73**, 1-23 (1966).
- [5] S. Guenneau, A.B. Movchan, F. Zolla, N.V. Movchan and A. Nicolet, Acoustic band gaps in arrays of neutral inclusions, *J. Comput. Appl. Math.* **234**, 1962-1969 (2010).
- [6] J.B. Pendry, D. Schurig, and D.R. Smith, Controlling electromagnetic fields, *Science* **312**, 1780 (2006).
- [7] U. Leonhardt, Optical conformal mapping, *Science* **312**, 1777 (2006).
- [8] J. Li and J.B. Pendry, Hiding under the Carpet: A New Strategy for Cloaking, *Phys. Rev. Lett.* **101**, 20, 203901, 2008
- [9] G. Dupont, S. Guenneau and S. Enoch, Electromagnetic analysis of arbitrarily shaped pinched carpets, *Phys. Rev. A* **82**, 033840 (2010).
- [10] M. Farhat, S. Enoch, S. Guenneau and A.B. Movchan, Broadband invisibility for linear surface water waves, *Phys. Rev. Lett.* **101**, 134501 (2008).
- [11] C. Conca, J. Planchard, M. Vanninathan, *Fluids and periodic structures*, John Wiley and Sons, 1997
- [12] D. Torrent and J. Sanchez-Dehesa, Acoustic cloaking in two dimensions: A feasible approach, *New J. Phys.* **10**, 063015 (2008).
- [13] G. Rousseaux, C. Mathis, P. Maissa, T. G. Philbin, and U. Leonhardt, Observation of negative-frequency waves in a water tank: a classical analogue to the Hawking effect?, *New J. Phys.* **10**, 053015 (2008).
- [14] G. Rousseaux, P. Maissa, C. Mathis, P. Couillet, T. G. Philbin, and U. Leonhardt, Horizon effects with surface waves on moving water, *New J. Phys.* **12**, 095018 (2010).