

Testing new physics models by top charge asymmetry and polarization at the LHC

Junjie Cao¹, Kenichi Hikasa², Lin Wang¹, Lei Wu³, Jin Min Yang³

¹ *Physics Department, Henan Normal University, Xinxiang 453007, China*

² *Department of Physics, Tohoku University, Sendai 980-8578, Japan*

³ *Institute of Theoretical Physics, Academia Sinica, Beijing 100190, China*

Abstract

As a top quark factory, the LHC can test the new physics models used to explain the top quark forward-backward asymmetry A_{FB}^t measured at the Tevatron. In this work we perform a comparative study for two such models: the W' model and the color triplet diquark (ϕ) model. Requiring these models to explain A_{FB}^t and also satisfy the top pair production rate measured at the Tevatron, we examine their contributions to the LHC observables such as the polarization and charge asymmetry in top quark and W' (or ϕ) productions. We find that these observables can be enhanced to the observable level and the current LHC measurement on the top charge asymmetry can already tightly constrain the W' model. We also find that each observable shows different characteristics in different models, which can be utilized to discriminate the models.

PACS numbers: 14.65.Ha,14.70.Pw,12.60.Cn

I. INTRODUCTION

So far the top quark properties measured at the Tevatron are in good agreement with the Standard Model (SM) predictions except the inclusive¹ forward-backward asymmetry A_{FB}^t [1], which, as reported by CDF collaboration and D0 collaboration, exceeds the SM prediction by about 2σ [2, 3]. Such an anomaly has been widely speculated as a harbinger of new physics and thus stimulated various explanations in extensions of the SM [4–10]. These extensions, albeit in quite different forms, usually have rich top quark phenomenology at colliders. Since the Tevatron is going to be shut down very soon, the task to screen out the right theory is left for the LHC [11].

Although the present top quark dataset at the LHC is moderate, it is already capable of scrutinizing the validity of some extensions. For example, the non-observation of a clear resonance in the $t\bar{t}$ production searched by the ATLAS and CMS Collaborations at $\sqrt{s} = 7$ TeV implies that the axigluon should be heavier than 3.2 TeV [12], which makes the axigluon model less attractive as an explanation of A_{FB}^t [5]. Meanwhile, since no excess of the same sign top quark events was observed by recent measurements from the LHC and Tevatron [13, 14], the light Z' model based on flavor non-universal $U(1)$ symmetry [7] is also disfavored. Among the survived models the two typical ones are the W' model [15] and the diquark (ϕ) model [16], which, as pointed in [17], are preferred by the combined fit of A_{FB}^t and the total $t\bar{t}$ production rate measured at the Tevatron. In this work we focus on these two models and perform a comparative study by considering several observables at the LHC. Our study shows that in such models each observable can be enhanced to the observable level and also exhibits different characteristics in different models. As a result, the W' model is found to be tightly constrained by the charge asymmetry at the LHC, while the diquark model can be readily explored once more luminosity is accumulated at the LHC.

We will consider the following observables:

- (i) Top quark charge asymmetry in $t\bar{t}$ production at the LHC, which is defined by [18]

$$A_C(t\bar{t}) = \frac{\sigma(|\eta_t| > |\eta_{\bar{t}}|) - \sigma(|\eta_t| < |\eta_{\bar{t}}|)}{\sigma(|\eta_t| > |\eta_{\bar{t}}|) + \sigma(|\eta_t| < |\eta_{\bar{t}}|)}, \quad (1)$$

¹ We do not consider the CDF 3.4σ discrepancy for $m_{t\bar{t}} > 450$ GeV because it is not confirmed by D0 collaboration.

where η_t ($\eta_{\bar{t}}$) is pseudo-rapidity of top (anti-top) quark in the laboratory frame, and σ denotes cross section. This asymmetry reflects the unbalance in outgoing directions for the top quark and anti-top quark. We note that the CMS Collaboration has recently measured the quantity with an integrated luminosity of 1.09 fb^{-1} and obtained $A_C^{\text{exp}}(t\bar{t}) = -0.016 \pm 0.030(\text{stat.})_{-0.019}^{+0.010}(\text{syst.})$, which is consistent with its SM prediction $A_C^{\text{SM}}(t\bar{t}) = 0.0130(11)$ [18]. So this asymmetry can be used to limit new physics models [19, 20].

- (ii) Top quark polarization asymmetry in $t\bar{t}$ production at the LHC, defined by [21]

$$P_t = \frac{(\sigma_{+-} + \sigma_{++}) - (\sigma_{-+} + \sigma_{--})}{\sigma_{+-} + \sigma_{++} + \sigma_{--} + \sigma_{-+}} \quad (2)$$

with the first (second) subscript of σ denoting the helicity of top (anti-top) quark. Unlike light quarks, top quark decays rapidly before forming any hadronic bound states. So its spin information is preserved by its decay products and can be recovered by their angular distributions. For the $t\bar{t}$ production at the LHC, top quark is not polarized at the leading order of the SM because the production proceeds mainly through QCD interaction and the parity-violating electroweak contributions to the polarization is negligibly small [21], but any addition of new parity-violating interactions of top quark may induce sizable polarization asymmetry [22–24].

- (iii) The enhancement factor of the $t\bar{t}$ production rate in high invariant mass region of $t\bar{t}$:

$$R_1 = \sigma_{\text{tot}}(M_{t\bar{t}} > 1 \text{ TeV}) / \sigma_{\text{SM}}(M_{t\bar{t}} > 1 \text{ TeV}), \quad (3)$$

where σ_{tot} incorporates the contributions from the SM and from new physics. In exotic t -channel or u -channel $t\bar{t}$ production, the Rutherford singularity can alter significantly the distribution of $t\bar{t}$ invariant mass in high energy tail [25], so R_1 may deviate significantly from unity.

- (iv) Charge asymmetry in the associated production of single top with particle X :

$$R_2 = \sigma(tX^-) / \sigma(\bar{t}X^+). \quad (4)$$

This asymmetry can be measured by requiring that the top quark decay semileptonically and X decay hadronically, and looking for the asymmetry in the event numbers

with one lepton or one anti-lepton in the signal. It was suggested to use this quantity to search for single top production in the SM and to limit new physics models [26]. Depending on m_X and the initial partons for the tX^\pm production, R_2 may be far larger or smaller than unity.

(v) Charge asymmetry in X^+X^- production defined by

$$A_C(X^+X^-) = \frac{\sigma(|\eta_{X^-}| > |\eta_{X^+}|) - \sigma(|\eta_{X^-}| < |\eta_{X^+}|)}{\sigma(|\eta_{X^-}| > |\eta_{X^+}|) + \sigma(|\eta_{X^-}| < |\eta_{X^+}|)}, \quad (5)$$

Like $A_C(t\bar{t})$, this asymmetry reflects the unbalance in outgoing directions for X^- and X^+ . Given the interactions of the particle X with quarks, this asymmetry is determined by m_X and the central energy of the LHC.

This paper is organized as follows. In Sec. II, we briefly describe the features of the W' model and the diquark model. Then in Sec. III we discuss some observables in $t\bar{t}$ production, single top production and the W' (ϕ) pair production. Finally, we draw our conclusion in Sec. IV.

II. THE W' MODEL AND THE DIQUARK MODEL

Among various explanations of the A_{FB}^t anomaly, the model with a color singlet W' was a promising one [17]. This model is motivated by the theory of maximal flavor violation [27], in which the new charged gauge boson W' has cross-generation interactions:

$$\mathcal{L} = -W_\mu'^\dagger \bar{t} \gamma^\mu (g_L P_L + g_R P_R) d + \text{h.c.} . \quad (6)$$

In order to escape constraints from flavor physics, we hereafter assume $g_L = 0$ so that only the right-handed top and down quarks participate in the new interaction. The $t\bar{t}$ production then gets additional contribution from the t -channel process $d\bar{d} \rightarrow t\bar{t}$ via the exchange of W' , which is able to sizably alter A_{FB}^t at the Tevatron.

Another model we are considering is the color-triplet diquark model [16], where the new scalar ϕ (called diquark) is assigned with the quantum number $(\bar{\mathbf{3}}, \mathbf{1}, -4/3)$ for the gauge group $\text{SU}(3)_C \times \text{SU}(2)_L \times \text{U}(1)_Y$ in the SM. The relevant Lagrangian is then given by

$$\mathcal{L} = D_\mu \phi^\dagger D^\mu \phi - M_\phi^2 |\phi|^2 + f_{ij} \bar{u}_{i\alpha} P_L u_{j\beta}^c \epsilon^{\alpha\beta\gamma} \phi_\gamma^\dagger + \text{h.c.} , \quad (7)$$

where the coupling constants satisfy $f_{ij} = -f_{ji}$ with i, j being the flavor index, $\epsilon^{\alpha\beta\gamma}$ is the antisymmetric tensor in color space, and $u^c = C\bar{u}^T$ with C being the charge conjugate matrix. In this framework, the discrepancy of A_{FB}^t can be alleviated by the contribution of the u -channel process $u\bar{u} \rightarrow t\bar{t}$ mediated by the triplet ϕ . In [28], a comparative study of A_{FB}^t was performed in diquark models where ϕ is assigned to several different representations of the $SU(3)$ group, and it was found that the triplet model is better suited to explain the A_{FB}^t anomaly without conflicting with other experimental results. In our analysis, in order to escape constraints from low energy processes such as $D^0-\bar{D}^0$ mixing, we set f_{ij} to be zero except f_{ut} .

The common feature of the two models comes from the calculation of the $t\bar{t}$ production rate, where the interference of the new contribution with the SM QCD amplitude always cancels the pure new contribution itself. In fact, this cancellation is essential for the models to explain the A_{FB}^t anomaly and at same time keep other observables consistent with their measured values at the Tevatron. We checked that such cancellation persists in the contributions to A_{FB}^t and A_C discussed below, and the extent of the cancellation depends on the new particle mass and collider energy. We also checked that, partially due to the difference in parton distributions for the initial states, the A_{FB}^t in the diquark model usually exceeds the value in the W' model if $g_R = f_{ut}$ and $m_{W'} = m_\phi$.

III. NUMERICAL RESULTS AND DISCUSSIONS

In this section we present the numerical results for the observables at the LHC with $\sqrt{s} = 7$ TeV. We take the SM parameters as [29]

$$m_t = 172.5 \text{ GeV}, \quad m_Z = 91.19 \text{ GeV}, \quad \sin^2 \theta_W = 0.2228, \quad \alpha_s(m_t) = 0.1095, \quad \alpha = 1/128, \quad (8)$$

and use the parton distribution function CTEQ6L1 [30] by setting $\mu_R = \mu_F$ with μ_R and μ_F denoting the renormalization scale and the factorization scale respectively. In calculating $A_C(t\bar{t})$ in the $t\bar{t}$ production at the LHC, we use the tree-level QCD amplitude to get the SM prediction of the $t\bar{t}$ production rate, and normalize it by an overall K -factor to match its NNLO result at $\mu_F = \mu_R = 2m_t$ [31].

Considering the large uncertainty in the current measurement of the $t\bar{t}$ production at the LHC [32], we only consider the constraints from the Tevatron measurements [2, 33]. We

require the predictions of the inclusive A_{FB}^t and the total $t\bar{t}$ production rate in each model to lie within 1σ region of their experimental values. As mentioned earlier, we do not consider the discrepancy of the A_{FB}^t in large $t\bar{t}$ invariant mass region reported by CDF collaboration (about 3.4σ away from its SM prediction for $M_{t\bar{t}} > 450$ GeV[2]) since it is not confirmed by D0 collaboration [3]. We also do not consider the constraint from the measured $t\bar{t}$ invariant mass distribution because the shape of such distribution in high energy tail is sensitive to the cut efficiency of event selection and also to QCD corrections [8, 17].

A. Observables in $t\bar{t}$ production

Before presenting our results for $A_C(t\bar{t})$, we point out two features of A_{FB}^t . First, because the valence quark in proton always moves in parallel with the proton at the Tevatron, $A_{\text{FB}}^t > 0$ means that the top quark tends to move along with the valence quark than in the opposite direction. Second, A_{FB}^t depends on the collider energy \sqrt{s} . We found that as \sqrt{s} increases, A_{FB}^t increases monotonically in the W' model but decreases monotonically in the diquark model. This means that if the two models predict a same A_{FB}^t at the Tevatron, then as \sqrt{s} increases to the LHC energy, the tendency of top quark to move with the valence quark (u or d) in the W' model should be larger than in the diquark model.

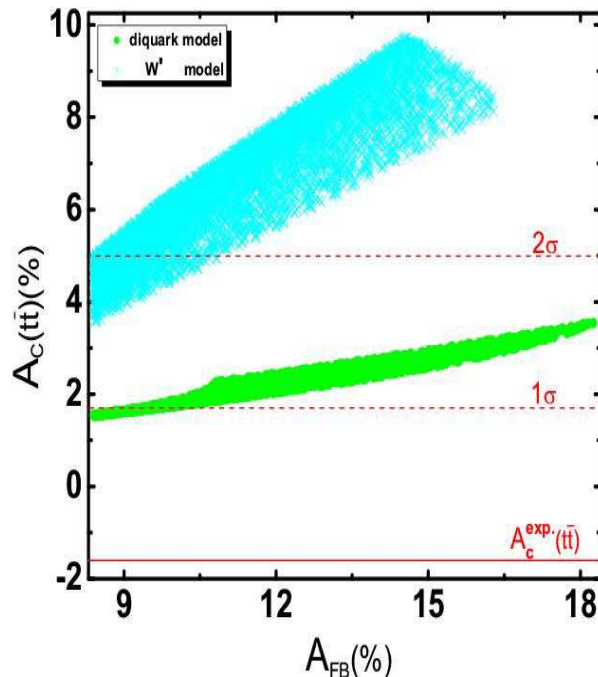


FIG. 1: The correlation between A_{FB}^t at the Tevatron and $A_C^{t\bar{t}}$ at the LHC.

In Fig. 1 we show the correlation between A_{FB}^t at the Tevatron and $A_C(t\bar{t})$ at the LHC in the two models. Such results are obtained by scanning over the two-dimension parameter space of the two models (only keep the samples surviving the Tevatron constraints). We see that A_{FB}^t and $A_C(t\bar{t})$ are of the same sign and with the increase of A_{FB}^t the value of $A_C(t\bar{t})$ also increases. This behavior can be understood by noting the following three points. The first is that in the $t\bar{t}$ rest frame the top and anti-top outgoes back to back. So, regardless the underlying dynamics, we always have $|\eta_t| = |\eta_{\bar{t}}|$. The second is that for the t -channel process $d\bar{d} \rightarrow t\bar{t}$ or the u -channel process $u\bar{u} \rightarrow t\bar{t}$ at pp colliders like the LHC, the $t\bar{t}$ rest frame tends to be boosted along the direction of d or u quark since they are the valence quarks in proton. For a given event, the direction of the valence quark is definite. Then, if the scattering angle θ_{tq} ($q = u, d$) between the outgoing top quark and the valence quark in $t\bar{t}$ rest frame is less (larger) than $\pi/2$, $|\eta_t|$ defined in the laboratory frame tends to be larger (less) than $|\eta_{\bar{t}}|$. And the last point is: if the top quark has equal probability to move along or in opposite to the valence quark direction at the LHC (corresponding to $A_{\text{FB}}^t = 0$ in $p\bar{p}$ collision), the number of the events with $|\eta_t| > |\eta_{\bar{t}}|$ should be same as that with $|\eta_t| < |\eta_{\bar{t}}|$, and hence $A_C(t\bar{t}) = 0$; if the former probability exceeds the latter probability (corresponding a positive A_{FB}^t in $p\bar{p}$ collision), more events with $|\eta_t| > |\eta_{\bar{t}}|$ than with $|\eta_t| < |\eta_{\bar{t}}|$ should be obtained and thus $A_C(t\bar{t})$ is positive. This analysis shows that A_{FB}^t at the Tevatron can be treated as an indicator of $A_C(t\bar{t})$ at the LHC.

Fig. 1 also indicates that $A_C(t\bar{t})$ in the W' model is usually several times larger than in the diquark model for a given value of A_{FB}^t . One underlying reason is, as we mentioned before, the probability of the top quark to move along with the valence quark in the W' model exceeds that in the diquark model. Another reason is from the parton distribution of the initial states: at the Tevatron we have $P_{d\bar{d}} : P_{u\bar{u}} \simeq 1 : 4$ while at the LHC $P_{d\bar{d}} : P_{u\bar{u}} \simeq 1 : 2$. So when both models predict a same A_{FB}^t at the Tevatron, the parton distribution in the W' model is relatively enhanced at the LHC.

Another striking feature of Fig. 1 is that a large portion of the samples in the W' model have been ruled out by the measured value of $A_C(t\bar{t})$ at 2σ level, which implies that the W' model has already been tightly limited by the charge asymmetry. In contrast, in the diquark model the $A_C(t\bar{t})$ value always lie within 2σ range of its experimental central value. We checked that $A_C(t\bar{t})$ in the diquark model will be further reduced at the LHC as \sqrt{s} is raised to 14 TeV.

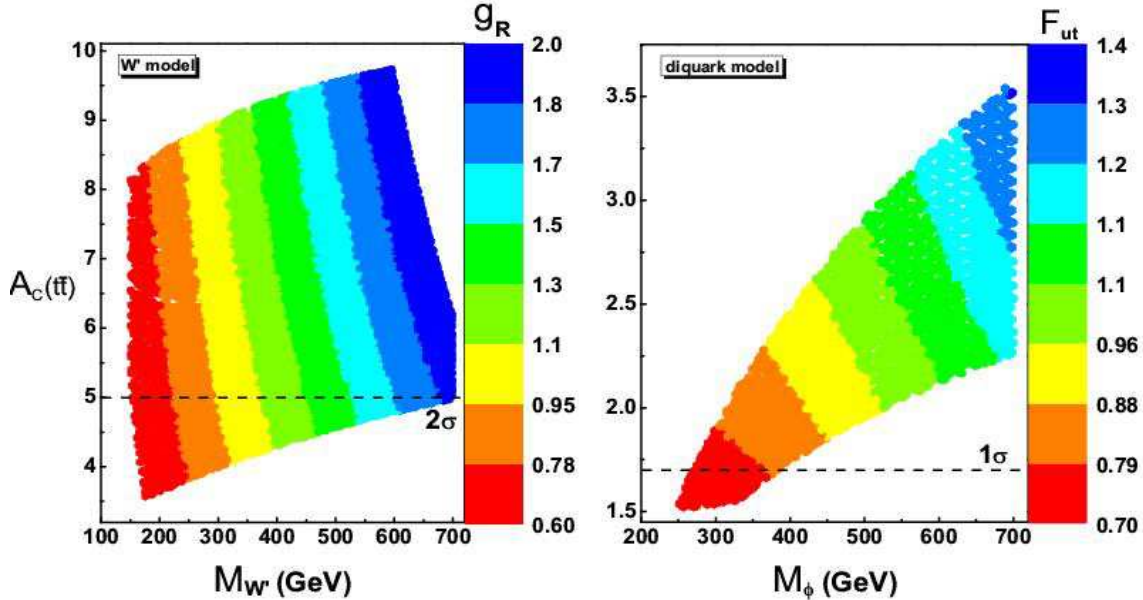


FIG. 2: The dependence of $A_C(t\bar{t})$ on the model parameters. Samples shown here satisfy the Tevatron measurements at 1σ level described in the text.

In Fig. 2 we show the dependence of $A_C(t\bar{t})$ on the model parameters such as the coupling strength and the new particle mass. This figure indicates that for a given new particle mass the coupling coefficient (f_{ut} or g_R) is restricted to a certain region, and as the new particle becomes heavy, the region moves upward. This is because we have required the samples shown in the figure to explain the A_{FB}^t anomaly and at same time to satisfy the $\sigma_{t\bar{t}}$ constraint. This figure also indicates that heavy new particle along with a strong coupling can predict a large $A_C(t\bar{t})$. We checked this case and found it usually corresponds to a large A_{FB}^t at the Tevatron.

In the left frame of Fig. 3 we show the correlation of $A_C(t\bar{t})$ with the ratio R_1 defined by Eq. (3). As we mentioned before, for the t -channel or u -channel $t\bar{t}$ production, the Rutherford singularity tends to push more events to high $M_{t\bar{t}}$ region so that R_1 may be significantly larger than unity. This is reflected in the W' model where R_1 is always larger than 3.5 and in the diquark model where R_1 varies from 1.5 to 3.6. Since the predicted R_1 is in two separate regions, R_1 may be utilized to discriminate the models. We checked the reason of the difference and found that the cancellation between the pure new physics contribution and the interference contribution in the W' model is not as strong as in the diquark model. We also note that the LHC with higher luminosity is capable of exploring the models with $R_1 > 2$ [25]. So we conclude that the quantity R_1 is complementary to the

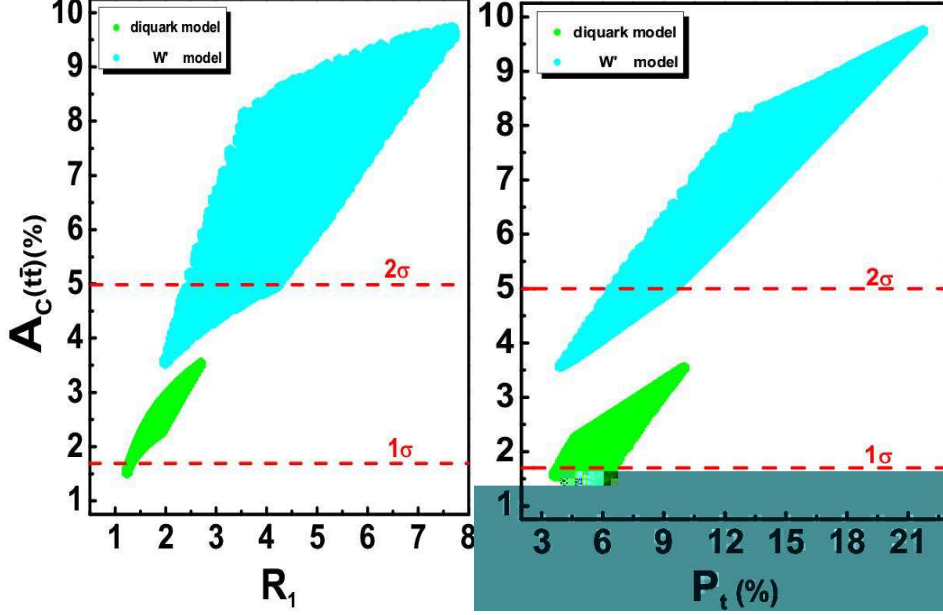


FIG. 3: The correlations between $A_C(t\bar{t})$ and R_1 and P_t at the LHC.

$A_C(t\bar{t})$ in testing the models.

Since the new interactions violate parity and hence can lead to top quark polarization asymmetry P_t at the LHC, in the right frame of Fig. 3 we show the correlation of $A_C(t\bar{t})$ with P_t . This figure indicates that the value of P_t increases with the increase of $A_C(t\bar{t})$ and its maximum value can reach 22% and 10% for the two models respectively. To roughly estimate the observability of such asymmetries, we calculate the statistical significance N_S defined in [22] for an integrated luminosity of 1 fb^{-1} without considering the cut efficiency and the systematic uncertainties. We find that for nearly all the samples in the models, the predicted P_t can reach the 3σ sensitivity (the corresponding value of P_t is 1.20% and 2.15% for the W' model and the diquark model respectively).

In order to estimate the compatibility of the models with the experimental data, we perform a combined fit for the models with the experimental data of A_{FB}^t and $\sigma(t\bar{t})$ at the Tevatron and $A_C(t\bar{t})$ at the LHC. We determine the best point in each model by minimize the χ^2 function defined by

$$\chi^2 = \sum_i \frac{(O_i^{\text{theory}} - O_i^{\text{measured}})^2}{\sigma_i^2}. \quad (9)$$

In getting the theoretical prediction for A_{FB}^t at the Tevatron, we have multiplied the tree level cross section by a K factor of 1.3 to account for higher order QCD corrections [34]. We also add the experimental and the SM errors in quadrature to calculate σ_i . The best

TABLE I: Predictions of the W' model and the diquark model at the best point. New physics contributions to the cross sections at the Tevatron(LHC) are in unit of fb (pb).

	Tevatron		LHC							
	$\Delta\sigma$	A_{FB}^t	$\Delta\sigma$	A_c	P_t	A_{PC}	R_1	R_2	$\sigma(tP)$	$\sigma(PP)$
W'	477	0.158	11.5	0.089	0.171	-0.056	4.84	4.68	23.9	5.2
diquark	470	0.134	1.98	0.023	0.075	-0.668	1.53	0.068	4.9	1.9

points correspond to $g_R = 1.07$ and $m_{W'} = 280$ GeV for the W' model, and $f_{ut} = 0.87$ and $m_\phi = 364$ GeV for the diquark model. The minimum χ^2/dof are 1.66/3 and 1.87/3 respectively, which show good agreement of the theories with the experiments. In Table I, we present more information about the best points.

B. Observables in single top production

In the W' (diquark) model, single top quark may be produced in association with W' (ϕ) with the Feynman diagrams shown in Fig. 4. The total production rate (top events plus anti-top events) can reach 60 pb and 160 pb for the surviving samples in the two models respectively.

Due to the electric charge carried by W'^- (ϕ^-), the production rates of the top and anti-top are not equal. Since the initial state is dg ($\bar{u}g$) for the single top production and $\bar{d}g$ (ug) for the single anti-top production, the parton distributions determine $R_2 > 1$ for the W' model and $R_2 < 1$ for the diquark model, where R_2 denotes the charge asymmetry of the associated production defined in Eq. (4). From Fig. 5 we find $3.6 < R_2 < 6.8$ in the W' model while $R_2 < 0.2$ in the diquark model. In our calculation we also find that, although the rate of the tW'^- production decreases monotonically as W' becomes heavy, the ratio R_2 increases. The reason is that the distribution function of the sea quark \bar{d} is more suppressed in high proton momentum fraction region.

In order to further distinguish the two models, we also investigate the kinematical distributions of the signals in the single top productions. We concentrate on the best points of the models for illustration, where W'^- and ϕ^- mainly decay as $W'^- \rightarrow \bar{t}d$ and $\phi^- \rightarrow \bar{t}\bar{u}$. In our analysis we assume that the anti-top quark decay hadronically so that W' and ϕ can be reconstructed. In this way, the associated productions may be disentangled from the $t\bar{t}$

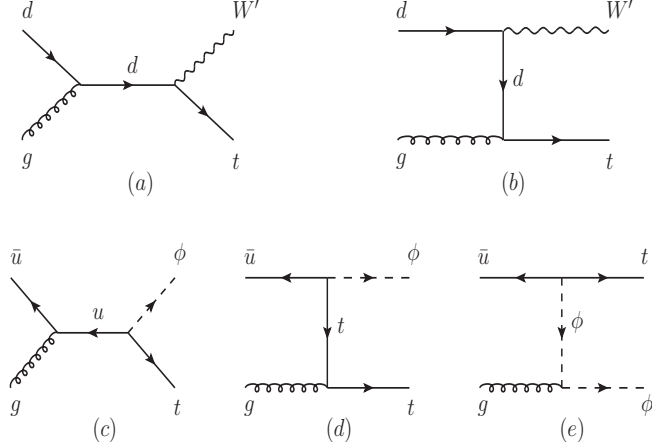


FIG. 4: Feynman diagrams contributing to single top production at the LHC

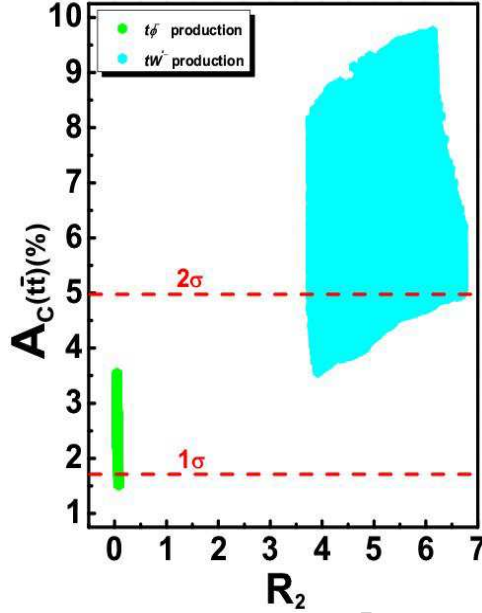


FIG. 5: The correlations between $A_C(t\bar{t})$ and R_2 at the LHC.

production [15] (the main background). Using the MadGraph5/MadEvent [35], we study the signal $3j + 2b + \cancel{E}_T$ at the parton level under the basic cuts at the LHC, where \cancel{E}_T denotes the missing transverse energy.

In Fig. 6 we display the distributions of the total transverse energy H_T and the angle between the b -jet and the light jet coming from the $W'(\phi)$, which are all defined in the laboratory frame. The left panel of this figure shows that the most events from tW' have lower H_T than from $t\phi^-$. The reason is that in the considered case the W' is lighter than the diquark state. The right panel shows that the b -jet is inclined to fly along the light jet in the W' model, while to fly in opposite to the light jet in the diquark model. This is because,

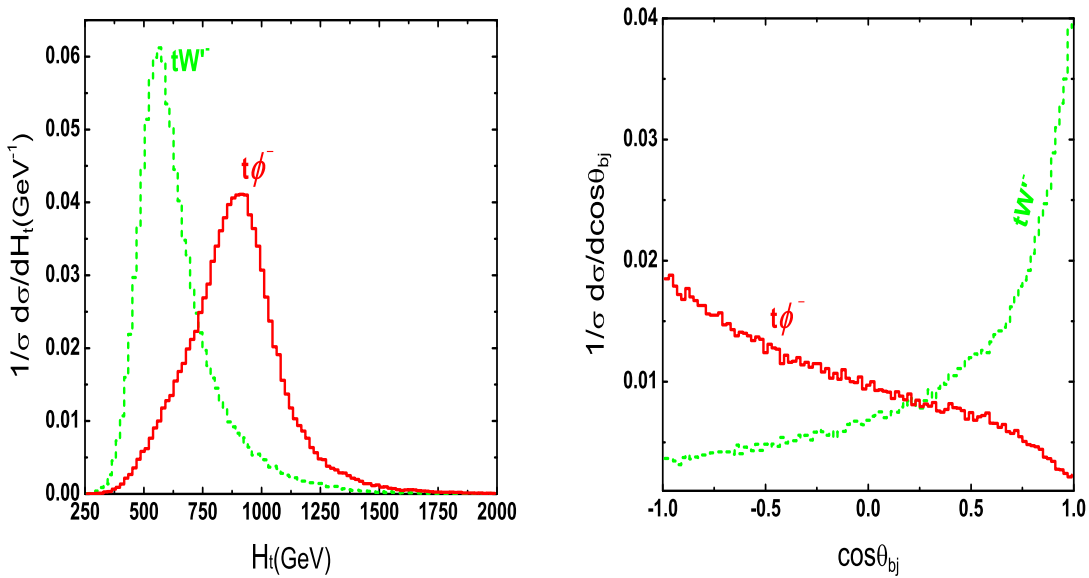


FIG. 6: The distributions of H_t and $\cos\theta_{bj}$ for the single top productions at the LHC. Here the b -jet and the light jet are required from same new particle.

although the decay products of $W'(\phi)$ are boosted along the direction of the $W'(\phi)$, the massive anti-top from the $W'(\phi)$ may kick its b -jet in certain direction so that the b -jet can deviate from the boost direction. Actually, we find that the b -jet from a left-handed anti-top quark (as in the W' model) tends to fly along the direction of the anti-top quark [36], which is also the direction of the light jet from the W' decay; while the b -jet from a right-handed anti-top quark (as in the case in the diquark model) tends to fly in the opposite direction.

C. Observables in $W'^+W'^-$ and $\phi^+\phi^-$ productions

Due to the interactions introduced in Sec. II, the $W'^+W'^-$ production proceeds only by the parton process $d\bar{d} \rightarrow W'^+W'^-$ through exchanging a top quark, while the $\phi^+\phi^-$ production may proceed either by $u\bar{u} \rightarrow \phi^+\phi^-$ or $g\bar{g} \rightarrow \phi^+\phi^-$ (via $gg\phi\phi$ and $g\phi\phi$ interactions). We checked our results for the $\phi^+\phi^-$ production and found that the gluon annihilation contribution is usually negligibly small. One main reason is that for the surviving samples presented in Fig. 2, ϕ is usually heavy and thus suppressed by the gluon distribution in proton. We also found that, given $m_{W'} = m_\phi = m_P$, the $\phi^+\phi^-$ production rate is slightly lower than the $W'^+W'^-$ rate. This is shown in Fig. 7, where one can learn that for $m_P = 250$ GeV, $\sigma(W'^+W'^-)$ may exceed 6 pb while $\sigma(\phi^+\phi^-)$ can only reach 4 pb.

Although the pair production rates are moderate at the LHC with $\sqrt{s} = 7$ TeV, the charge asymmetry A_C can still be sizable because it only reflects the unbalance in the outgoing directions for particles and their charge conjugate states. In Fig. 8 we show the charge asymmetry A_C in the two models. This figure indicates that in the W' model $A_C(W'^+W'^-)$ fluctuates around zero, while in the diquark model $A_C(\phi^+\phi^-)$ varies between -0.5 and -0.8 . These results can be understood from Fig. 7, which shows that for $m_{W'} < 408$ GeV the cross section with $|\eta_{W'^-}| < |\eta_{W'^+}|$ is slightly larger than that with $|\eta_{W'^-}| > |\eta_{W'^+}|$, and with the increase of $m_{W'}$ this relation is reversed; while in the diquark model the corresponding former rate is always larger than the latter rate and thus result in a significant negative $A_C(\phi^+\phi^-)$.

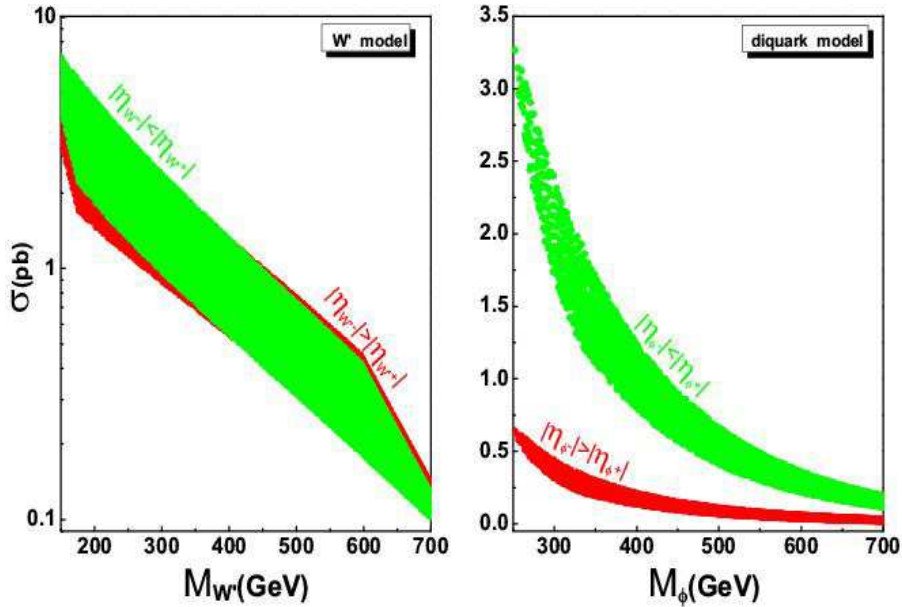


FIG. 7: The left (right) frame is the $W'^+W'^-$ ($\phi^+\phi^-$) production rates at the LHC.

We note that in the SM A_C for the W^-W^+ production is positive, while in the W' model $A_C(W'^+W'^-)$ is negative for a light W' . We checked that if we vary m_t continuously to zero, A_C in W' pair production will change sign. But in the diquark model, even with the constraints from $A_C(t\bar{t})$, the value of $A_C(\phi^+\phi^-)$ can still deviate significantly from zero. We checked that at the LHC with $\sqrt{s} = 14$ TeV the rates for these productions are usually enhanced by about 3–4 times, while A_C changes little in both models.

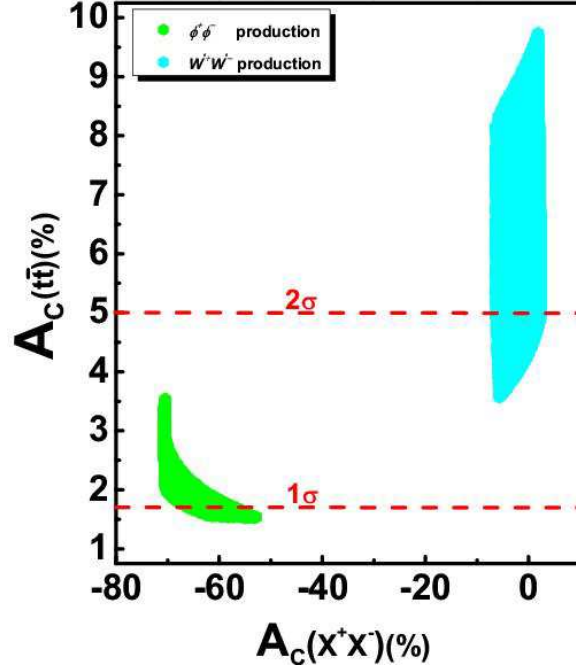


FIG. 8: The correlation between $A_C(t\bar{t})$ and $A_C(W'^+W'^-)$ or $A_C(\phi^+\phi^-)$ at the LHC.

IV. CONCLUSION

In this paper we discussed the potential of the LHC to discriminate the W' model and the diquark model which were used to explain the A_{FB}^t anomaly measured at the Tevatron. With current constraints from the Tevatron, we examine the charge and polarization asymmetry in $t\bar{t}$ production, the charge asymmetry in single top production and $W'(\phi)$ pair production at the LHC with $\sqrt{s} = 7$ TeV. We found that the predictions of these observables may be large enough to reach the detectable level at the LHC. In particular, the recent measurement of the charge asymmetry from the LHC has already imposed a strong limit on the W' explanation of the A_{FB}^t anomaly. We also found that each observable in the two models shows different characteristics and a joint analysis of these observables at the LHC can help to discriminate the two models.

Acknowledgement

Lei Wu thanks Fabio Maltoni and Johan Alwall for helpful discussion of Madgraph. This work was supported in part by HASTIT under grant No. 2009HASTIT004, by the National Natural Science Foundation of China (NNSFC) under grant Nos. 10821504, 10725526,

10775039, 11075045, by the Project of Knowledge Innovation Program (PKIP) of Chinese Academy of Sciences under grant No. KJCX2.YW.W10, and by the Grant-in-Aid for Scientific Research (No. 14046201) from Japan.

- [1] J. H. Kühn *et al.*, Phys. Rev. D **59**, 054017 (1999); M. T. Bowen, S. D. Ellis and D. Rainwater, Phys. Rev. D **73**, 014008 (2006); V. Ahrens *et al.*, JHEP **1009**, 097 (2010); arXiv:1106.6051 [hep-ph]; N. Kidonakis, arXiv:1105.5167 [hep-ph]. W. Hollik and D. Pagani, arXiv:1107.2606 [hep-ph].
- [2] T. Aaltonen *et al.* [The CDF Collaboration], Phys. Rev. D **83**, 112003 (2011); Y. Takeuchi *et al.*, http://www-cdf.fnal.gov/physics/new/top/2011/DilAfb/Note_10398;
- [3] V. M. Abazov *et al.* [The D0 Collaboration], arXiv:1107.4995.
- [4] Q.-H. Cao *et al.*, Phys. Rev. **D81**, 114004 (2010); G. Rodrigo and P. Ferrario, Nuovo Cim. C **33**, 04 (2010); M. I. Gresham, I. W. Kim and K. M. Zurek, Phys. Rev. D **83**, 114027 (2011); J. F. Kamenik, J. Shu and J. Zupan, arXiv:1107.5257 [hep-ph]; S. Westhoff, arXiv:1108.3341 [hep-ph].
- [5] P. Ferrario, G. Rodrigo, Phys. Rev. D **80**, 051701 (2009); P. Ferrario and G. Rodrigo, JHEP **1002**, 051 (2010); P. H. Frampton *et al.*, Phys. Rev. D **683**, 294 (2010); M. V. Martynov, A. D. Smirnov, Mod. Phys. Lett. A **25**, 2637 (2010); R. S. Chivukula *et al.*, Phys. Rev. D **82**, 094009 (2010); Y. Bai *et al.*, JHEP **1103**, 003 (2011);
- [6] A. Djouadi *et al.*, Phys. Rev. D **82**, 071702 (2010); K. Kumar *et al.*, JHEP **1008**, 052 (2010); G. Burdman *et al.*, Phys. Rev. D **83**, 035012 (2011); E. Alvarez *et al.*, JHEP **1105**, 070 (2011); C. Delaunay *et al.*, arXiv:1101.2902. M. Bauer *et al.*, JHEP **1011**, 039 (2010); B. Xiao *et al.*, arXiv:1011.0152 [hep-ph]; C. H. Chen *et al.*, Phys. Lett. B **694**, 393 (2011); R. Foot, Phys. Rev. D **83**, 114013 (2011); A. Djouadi *et al.*, Phys. Lett. B **701**, 458 (2011); R. Barcelo *et al.*, arXiv:1105.3333 [hep-ph]; G. M. Tavares and M. Schmaltz, arXiv:1107.0978 [hep-ph]; E. Alvarez *et al.*, arXiv:1107.1473; E. Gabrielli and M. Raidal, arXiv:1106.4553; H. Wang *et al.*, arXiv:1107.5769; G. Z. Krnjaic, arXiv:1109.0648; H. Davoudiasl, T. McElmurry and A. Soni, arXiv:1108.1173.
- [7] S. Jung, H. Murayama, A. Pierce and J. D. Wells, Phys. Rev. D **81**, 015004 (2010).
- [8] S. Jung, A. Pierce and J. D. Wells, Phys. Rev. D **83**, 114039 (2011).

- [9] V. Barger *et al.*, Phys. Rev. D **81**, 113009 (2010); Phys. Lett. B **698**, 243 (2011); J. Cao *et al.*, Phys. Rev. D **81**, 014016 (2010); I. Dorsner *et al.*, Phys. Rev. D **81**, 055009 (2010); B. Xiao *et al.*, Phys. Rev. D **82**, 034026 (2010); B. Bhattacharjee *et al.*, Phys. Rev. D **83**, 091501 (2011); K. M. Patel and P. Sharma, JHEP **1104**, 085 (2011); M. R. Buckley, D. Hooper, J. Kopp, E. Neil, Phys. Rev. **D83**, 115013 (2011); G. Isidori and J. F. Kamenik, Phys. Lett. B **700**, 145 (2011); E. R. Barreto *et al.*, Phys. Rev. D **83**, 054006 (2011); arXiv:1104.1497; A. Rajaraman, Z. 'e. Surujon, T. M. P. Tait, arXiv:1104.0947; K. Blum *et al.*, arXiv:1107.4350; M. I. Gresham *et al.*, arXiv:1107.4364; Y. Cui *et al.*, arXiv:1106.3086; M. Duraisamy, A. Rashed, A. Datta, arXiv:1106.5982; B. Grinstein, A. L. Kagan, J. Zupan and M. Trott, arXiv:1108.4027; D. Kahawala, D. Krohn, M. J. Strassler, arXiv:1108.3301; P. Ko, Y. Omura and C. Yu, arXiv:1108.4005; M. Frank, A. Hayreter and I. Turan, arXiv:1108.0998; J. Y. Liu, Y. Tang and Y. L. Wu, arXiv:1108.5012.
- [10] D. W. Jung *et al.*, Phys. Lett. B **691**, 238 (2010); arXiv:1012.0102; C. Zhang and S. Willenbrock, arXiv:1008.3869; J. A. Aguilar-Saavedra, Nucl. Phys. B **843**, 638 (2011); Nucl. Phys. B **812**, 181 (2009); C. Degrande *et al.*, arXiv:1010.6304; K. Blum *et al.*, arXiv:1102.3133; C. Delaunay *et al.*, arXiv:1103.2297; C. Degrande *et al.*, arXiv:1104.1798; J. A. Aguilar-Saavedra and M. Perez-Victoria, Phys. Lett. B **701**, 93 (2011); D. Y. Shao *et al.*, arXiv:1107.4012.
- [11] For top quark reviews, see, e.g., W. Bernreuther, J. Phys. G**35**, 083001 (2008) D. Chakraborty, J. Konigsberg, and D. Rainwater, Ann. Rev. Nucl. Part. Sci. **53**, 301 (2003); E. H. Simmons, hep-ph/0211335; C.-P. Yuan, hep-ph/0203088; S. Willenbrock, hep-ph/0211067; M. Beneke *et al.*, hep-ph/0003033; T. Han, arXiv:0804.3178; For model-independent new physics study, see, e.g., C. T. Hill and S. J. Parke, Phys. Rev. D **49**, 4454 (1994); K. Whisnant *et al.*, Phys. Rev. D **56**, 467 (1997); J. M. Yang and B.-L. Young, Phys. Rev. D **56**, 5907 (1997); K. Hikasa *et al.*, Phys. Rev. D **58**, 114003 (1998); R.A. Coimbra *et al.*, arXiv:0811.1743.
- [12] <http://cdsweb.cern.ch/record/1369186/files/ATLAS-CONF-2011-095>; CMS Collaboration, arXiv:1107.4771 [hep-ex].
- [13] S. K. Gupta, arXiv:1011.4960 [hep-ph]; J. Cao *et al.*, arXiv:1101.4456; E. L. Berger *et al.*, Phys. Rev. Lett. **106**, 201801 (2011); arXiv:1109.3202; E. L. Berger, arXiv:1109.3202 [hep-ph].
- [14] T. Aaltonen *et al.* [CDF Collaboration], arXiv:1108.0101 [hep-ex]; S. Chatrchyan *et al.* [CMS Collaboration], JHEP **1108**, 005 (2011);

- <http://cdsweb.cern.ch/record/1385032/files/ATLAS-CONF-2011-139>.
- [15] K. Cheung *et al.*, Phys. Lett. B **682**, 287 (2009); K. Cheung and T. C. Yuan, Phys. Rev. D **83**, 074006 (2011).
 - [16] J. Shu, T. Tait, and K. Wang, Phys. Rev. D **81**, 034012 (2010); A. Arhrib, R. Benbrik, and C. H. Chen, Phys. Rev. D **82**, 034034 (2010).
 - [17] J. Shu, K. Wang and G. Zhu, arXiv:1104.0083 [hep-ph];
 - [18] <http://cdsweb.cern.ch/record/1369205/files/TOP-11-014-pas>.
 - [19] P. Ferrario and G. Rodrigo, Phys. Rev. D **78**, 094018 (2008); JHEP **1002**, 051 (2010).
 - [20] J. L. Hewett *et al.*, arXiv:1103.4618; J. A. Aguilar-Saavedra and M. Perez-Victoria, arXiv:1105.4606 [hep-ph]; arXiv:1107.0841 [hep-ph]; arXiv:1107.2120 [hep-ph]; J. A. Aguilar-Saavedra, A. Juste and F. Rubbo, arXiv:1109.3710 [hep-ph].
 - [21] C. Kao, Phys. Lett. B **348**, 155 (1995); C. Kao, G. A. Ladinsky and C. P. Yuan, Int. J. Mod. Phys. A **12**, 1341 (1997).
 - [22] C. Kao and D. Wackerth, Phys. Rev. D **61**, 055009 (2000).
 - [23] C. S. Li *et al.*, Phys. Lett. B **398**, 298 (1997); K. Hikasa *et al.*, Phys. Rev. D **60**, 114041 (1999); P. Y. Li *et al.*, Eur. Phys. Jour. C **51**, 163 (2007); S. Gopalakrishna *et al.*, Phys. Rev. D **82**, 115020 (2010); N. Liu and L. Wu, Commun. Theor. Phys. **55**, 296 (2011). R. M. Godbole *et al.*, JHEP **1011**, 144 (2010); Phys. Rev. D **84**, 014023 (2011);
 - [24] J. Cao, L. Wu, J. M. Yang, Phys. Rev. D **83**, 034024 (2011); D. W. Jung *et al.*, arXiv:1011.5976; E. L. Berger *et al.*, Phys. Rev. D **83**, 114026 (2011) D. Krohn *et al.*, arXiv:1105.3743.
 - [25] J. A. Aguilar-Saavedra and M. Perez-Victoria, JHEP **1105**, 034 (2011).
 - [26] M. T. Bowen *et al.*, Phys. Rev. D **72**, 074016 (2005); M. T. Bowen, Phys. Rev. D **73**, 097501 (2006); S. Heim *et al.*, Phys. Rev. D **81**, 034005 (2010); F. Penunuri, F. Larios, A. O. Bouzas, Phys. Rev. **D83**, 077501 (2011); N. Craig *et al.*, arXiv:1103.2127; S. Jung *et al.*, arXiv:1108.1802; C. H. Chen *et al.*, E. L. Berger *et al.*, arXiv:1108.3613.
 - [27] M. I. Gresham *et al.*, arXiv:1102.0018; J. Shelton and K. M. Zurek, Phys. Rev. D **83**, 091701 (2011)
 - [28] H. Tanaka and I. Watanabe, Int. J. Mod. Phys. A **7**, 2679 (1992); S. Atag *et al.*, Phys. Rev. D **59**, 015008 (1999); T. Plehn, Phys. Lett. B **488**, 359 (2000); E. Arik *et al.*, JHEP **0209**, 024 (2002); O. Cakir and M. Sahin, Phys. Rev. D **72**, 115011 (2005); R. N. Mohapatra *et al.*,

- Phys. Rev. D **77**, 011701 (2008); C. R. Chen *et al.*, Phys. Rev. D **79**, 054002 (2009); E. Del Nobile *et al.*, Nucl. Phys. B **826**, 217 (2010); E. L. Berger *et al.*, Phys. Rev. Lett. **105**, 181802 (2010); H. Zhang *et al.*, Phys. Lett. B **696**, 68 (2011); T. Han *et al.*, JHEP **1001**, 123 (2010);
- [29] C. Amsler *et al.*, Particle Data Group, Phys. Lett. B **667**, 1 (2008).
- [30] J. Pumplin *et al.*, JHEP **0602**, 032 (2006).
- [31] N. Kidonakis, Phys. Rev. D **82**, 114030 (2010).
- [32] CMS Collaboration, note CMS-PAS-TOP-11-001; CMS-PAS-TOP-10-007; G. Aad *et al.* [The ATLAS Collaboration], note ATLAS-CONF-2011-070
- [33] T. Aaltonen *et al.* [The CDF Collaboration], Phys. Rev. D **82**, 052002 (2010).
- [34] M. Cacciari *et al.*, JHEP **0809**, 127 (2008); N. Kidonakis and R. Vogt, Phys. Rev. D **78**, 074005 (2008); S. Moch and P. Uwer, Phys. Rev. D **78**, 034003 (2008).
- [35] F. Maltoni and T. Stelzer, JHEP **0302**, 027 (2003); J. Alwall *et al.*, JHEP **0709**, 028 (2007); J. Alwall, M. Herquet, F. Maltoni, O. Mattelaer and T. Stelzer, JHEP **1106**, 128 (2011).
- [36] S. Gopalakrishna *et al.*, Phys. Rev. D **82**, 115020 (2010).