

Configuration mixing description of the nucleus ^{44}S

Tomás R. Rodríguez¹ and J. Luis Egido²

¹*GSI Helmholtzzentrum für Schwerionenforschung, D-64291 Darmstadt, Germany*

²*Departamento de Física Teórica, Universidad Autónoma de Madrid, E-28049 Madrid, Spain*

(Dated: November 3, 2018)

We study the structure of the neutron rich ^{44}S isotope with modern configuration mixing methods based on the Gogny interaction including beyond-mean-field effects. Restoration of particle number and rotational symmetries are taken into account as well as shape mixing in the whole triaxial (β_2, γ) plane. We obtain a qualitative agreement between the calculated spectrum and the experimental data reported recently. Very extended collective wave functions in the (β_2, γ) plane are found for the lowest states, corresponding to very flat potentials, indicating strong configuration mixing and supporting the weakening of the $N = 28$ magic number.

Degradation and/or appearance of shell closures in nuclei beyond the valley of stability is one of the main topics in nuclear structure for the last two decades or more. In particular, the magic number $N = 28$ associated to the shell closure of a spherical harmonic oscillator plus spin-orbit single particle potential has been extensively studied in neutron rich nuclei both theoretical and experimentally. For instance, the low excitation energy measured for the first 2^+ state in the ^{42}Si isotope has determined the removal of such a shell closure in this case [1]. Indeed, the nucleus ^{44}S is in between the spherical doubly-magic ^{48}Ca and the oblate deformed ^{42}Si isotopes. Therefore, coexistence of different shapes and/or configurations are expected to occur in this nucleus. Its transitional character has been experimentally established by the appearance of a low energy 0_2^+ excited state [2] and the small value of the $E(2_1^+)$ and the large reduced transition probability $B(E2, 2_1^+ \rightarrow 0_1^+)$ [3]. Very recently, the values of the monopole strength $\rho^2(E0, 0_2^+ \rightarrow 0_1^+)$ and the transition $B(E2, 2_1^+ \rightarrow 0_2^+)$ have been measured [4]. Based on shell model calculations and a simplistic two-level mixing model, these new data have been interpreted as an indication of a prolate (neutron 2p-2h) -spherical (0p-0h) shape coexistence. Additionally, some new levels have been unambiguously identified in Ref. [5], specially the 4_1^+ level which mainly decays into the 2_1^+ state. According to shell model calculations, this state would correspond to the band head for a $K = 4$ rotational band (neutron 1p-1h configuration) although the 4_2^+ state with the neutron 2p-2h configuration of the prolate band appears almost degenerated in the theoretical predictions.

On the other hand, both mean field calculations with Skyrme and Relativistic interactions [6, 7] and beyond mean field studies with Gogny functionals [8, 9] have been performed. Mean field results in ^{44}S have shown the erosion of the $N = 28$ shell closure and the manifestation of possible shape mixing and/or coexistence, obtaining either rather flat potential energy surfaces (PES) or prolate-oblate minima along the axial quadrupole degree of freedom. Beyond mean field calculations -without particle number restoration- using either generator coordinate method combined with axial angular momentum projection or a collective hamiltonian have confirmed the

relevance of allowing for configuration mixing in this nucleus.

In this Rapid Communication we report the results of state-of-the-art Symmetry Conserving Configuration Mixing (SCCM) calculations to study the structure of ^{44}S . The method is based on the Gogny D1S interaction [10] and contains simultaneous particle number and angular momentum projection (PNAMP) of intrinsic Hartree-Fock-Bogoliubov type states (HFB), including axial and triaxial shapes [11]. Variations of our approach implemented with Skyrme [12] and Relativistic Mean Field [13] interactions have been also reported. The HFB-type states $|\Phi(\beta_2, \gamma)\rangle$ are found with the variation after particle number projection method (PN-VAP) [14, 15], being (β_2, γ) the quadrupole deformation parameters. Hence, contrary to the shell model, the collective intrinsic deformation is well established within this framework and this fact allows the description of the states in the laboratory frame in terms of their intrinsic shapes unambiguously. The Ansatz for the wave functions is provided by the generator coordinate method (GCM) [15]. In this framework, the states are assumed to be linear combinations of particle number and angular momentum projected HFB-type states:

$$|\Psi^{IM\sigma}\rangle = \sum_{\beta_2, \gamma, K} g_K^{I\sigma}(\beta_2, \gamma) P_{MK}^I P^N P^Z |\Phi(\beta_2, \gamma)\rangle \quad (1)$$

where I, M, K are the total angular momentum and its projection on the z -axis in the laboratory and intrinsic frame respectively, P_{MK}^I and $P^{N(Z)}$ the angular momentum and neutron (proton) projectors [15] and σ labels different states obtained for a given value of I . The parameters $g_K^{I\sigma}(\beta_2, \gamma)$ are determined by the Ritz variational principle which leads to the Hill-Wheeler equation. The resulting matrices are diagonalized -one for each value of the angular momentum- providing the energy levels and collective wave functions defined in the (β_2, γ) plane. In addition, transition probabilities $B(E2)$ and monopole strength $\rho^2(E0)$ can be also calculated within this framework. Detailed expressions and performance of our approach can be found in Ref. [11] (and references therein). This procedure upgrades in several ways the calculations performed in Refs. [8, 9]. On the one hand, intrinsic

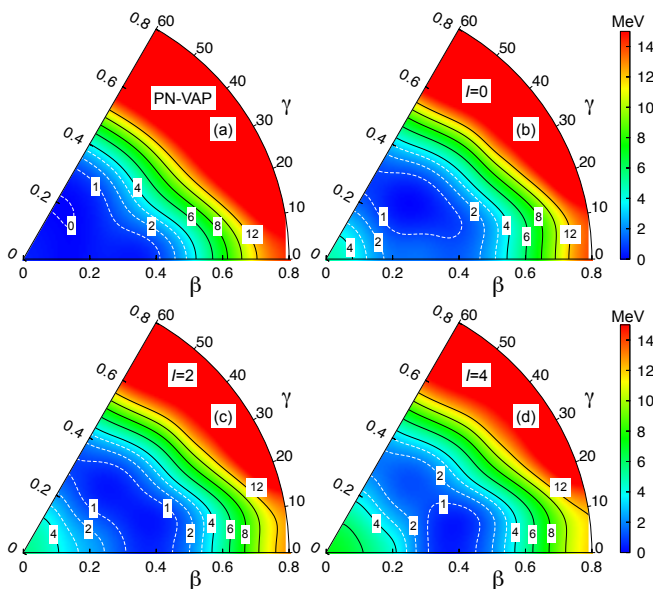


FIG. 1. (color online) Potential energy surface -normalized to the absolute minimum- in the triaxial plane calculated with (a) PN-VAP approximation and (b)-(d) PNAMP approximation with $I = 0, 2, 4$ respectively. Contour lines are separated by 1 MeV (dashed) and 2 MeV (solid).

HFB-type wave functions are found with the PN-VAP method instead of plain HFB improving the description of pairing correlations in the system [16, 17]. On the other hand, we include triaxial shapes -in Ref. [9] only axial configurations were allowed- and the GCM mixing is performed exactly without assuming a gaussian overlap approximation as in Ref. [8]. Finally, the absence of particle number restoration leads to spurious mixing of solutions with different number of particles that could affect significantly the final spectrum [18]. Concerning technical details about the calculations, we use a regular triangular mesh in the triaxial plane including $N_{\text{GCM}} = 83$ HFB-type states. Each of these states is assumed to conserve both time-reversal and spatial parity symmetries and is expanded in a single particle basis with nine major spherical harmonic oscillator shells. The number of integration points in the Euler $-(a, b, c)$ - and gauge $-\varphi$ -angles are chosen to ensure the convergence of both diagonal and non-diagonal projected matrix elements of the total angular momentum and particle number operators to the nominal values $I(I + 1)$ and $N = 28, Z = 16$. In this case, these values are $N_a = 8, N_b = N_c = 16$ and $N_\varphi = 9$ (see Ref. [11] for details).

We first study the dependence of the energy of ^{44}S with respect to the quadrupole deformation. In Fig. 1(a) the potential energy surface along the triaxial plane calculated in the PN-VAP approximation is shown -the equivalent to the mean field energy in this method. We observe a very flat potential in a wide region defined by the triangle which vertices are $(\beta_2, \gamma) \approx$

$\{(0, 0^\circ), (0.4, 0^\circ), (0.3, 60^\circ)\}$. For larger values of β_2 we see a fast increase of the energy, having a slightly softer potential in the prolate than in the oblate one. This behavior is a common feature of transitional nuclei from spherical to deformed shapes. The minimum of the surface is not located at the spherical point but at $(0.2, 46^\circ)$ which is an indication of the erosion of the $N = 28$ shell closure already at this stage of the calculations. To study the effect of angular momentum restoration in the system, we calculate at each point of the (β_2, γ) plane the particle number and angular momentum projected (PNAMP) energy. In Fig. 1(b)-(d) we represent for $I = 0, 2, 4$ the corresponding PES, respectively. For $I = 0$ we have only one projected PES while for $I \neq 0$ K -mixing allows for up to $I/2 + 1$ different solutions. Here, the lowest energy for a given value of the angular momentum at each (β_2, γ) point is chosen. We now observe in Fig. 1(b)-(d) that the flat potential has been displaced to higher deformations excluding the configurations around the spherical shape that are now more than 4 MeV above the corresponding minima. Furthermore, we see that triaxial-oblate shapes are slightly more favored for $I = 0$ around $\beta_2 \approx 0.3$, while for $I = 4$ triaxial-prolate shapes are a little more preferred around $\beta \approx 0.35$. For the $I = 2$ case we observe an almost flat path in the whole range of γ from $(0.4, 0^\circ)$ to $(0.3, 60^\circ)$. It is important to point out that we do not obtain PES with two (or more) well separated and almost degenerated minima, which is one of the characteristic features of shape coexistence in nuclei -like, for example, in the proton rich Se, Kr, Sr, Zr or Pb isotopes [19–21]. Strictly speaking we obtain flat potentials that suggest a wide configuration *mixing* rather than a shape *coexistence*.

We now discuss the results of the SCCM calculations. The spectrum obtained after restoration of the symmetries and shape mixing is plotted in Fig. 2(a). Here we have sorted the levels in bands, grouping states according to their largest $B(E2)$ values. Nevertheless, we observe that there are relatively strong inter-band transitions showing that the underlying structure of these states has a pronounce mixing. The ground state is mainly populated from the first 2_1^+ excited state with an $E2$ transition and is also connected via a monopole transition ($E0$) to the 0_2^+ state. These two excited levels are very close in energy and they are also connected through an $E2$ transition. The first 2_1^+ state in the calculations is connected to several levels, mainly to the $0_2^+, 2_2^+$ and 4_1^+ but also to a lesser extent to 2_3^+ and 4_2^+ . This shows again the configuration mixing present in these states.

To compare the results of our calculations to the available experimental information, we summarize in Fig. 2(b) the experimental level scheme of ^{44}S including all firmly established excited states Refs. [2, 4, 5]. The precise energy of the first excited 2^+ state, $E(2^+) = 1329(1)$ keV, has been determined in studies of the decay of the 0_2^+ isomeric state at 1365 keV [2, 4] in which the 2^+ state decays at rest avoiding uncertainties due to the Doppler broadening of the lineshape. In

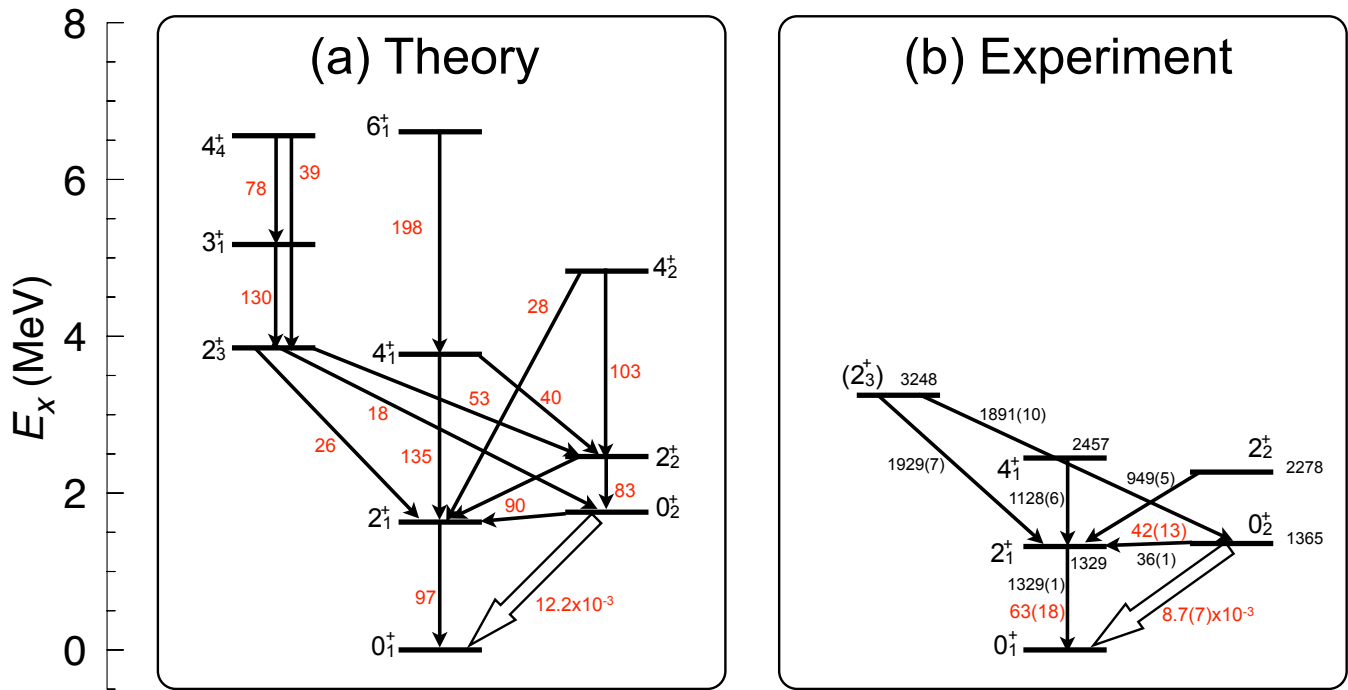


FIG. 2. (color online) Theoretical (left) and experimental [4, 5] (right) spectra for ^{44}S . $B(E2)$ values are in $e^2\text{fm}^4$, thick arrows represent $E0$ transition with its corresponding value for ρ^2 . Experimental γ -rays and excitation energies are in keV.

Ref. [5] three additional γ rays with 949(5), 1128(6) and 1929(7) keV have been observed in coincidence with the $2_1^+ \rightarrow 0_1^+$ ground state transition and assigned as directly populating the 2_1^+ state from levels at 2278, 2457, and 3248 keV, respectively. For the first two of these newly established states, spin values of 2^+ and 4^+ have been assigned on the basis of measured longitudinal momentum distributions [5]. A further γ -transition with an energy of 1891(10) keV, observed in coincidence with ^{44}S residues, has tentatively been placed in the level scheme to connect the 3248 keV level to the isomeric 0_2^+ state based on the fact that the energy difference between the 1929(7) and 1891(10) keV γ -rays (38(12) keV) is similar to the one between the 0_2^+ and 2_1^+ states (36(2) keV). A spin of 2^+ has been tentatively assigned to the 3248 keV state due to its two decay branches to states with spin 2_1^+ and 0_2^+ . Finally, in the same work, a 2150 keV transition was tentatively placed as populating the ground state based on its non-observation in coincidence with the 1329 keV $2_1^+ \rightarrow 0_1^+$ transition. However, this transition has been omitted in Fig. 2(b) since considering the quality of the spectra shown in Ref. [5] its placement seems much less justified as compared to the case of the 1891 keV transition, a judgement which is also supported by the huge difference between the experimental cross section for its population and the one calculated using reaction theory. The comparison between the experimental data and our theoretical results shows a nice qualitative agreement with a one-to-one correlation between observed and

calculated states. In general the calculated excitation energies are larger than the experimental ones which can be explained by the lack of time-reversal symmetry breaking HFB states in the present work. Including those configurations we expect a compression of the theoretical spectrum [23]. Starting with the two first excited states at 1329 respectively 1365 keV, we obtain slightly larger values for both their energies as well as for the transition probabilities for their decay branches (see Fig. 2(b)). A similar picture is found in the shell model calculation of Ref. [4] -almost degenerated 2_1^+ and 0_2^+ states and larger calculated $B(E2)$ transition probabilities than experimentally obtained. However, the advantage of our approach as compared to the shell model is that we do not need to use effective charges and that we can also compute the value of the $\rho^2(E0)$ within the same framework [22]. The latter quantity agrees remarkably well with experiment.

Turning now to the higher-lying excited states, we will discuss in the following the main differences between the calculated and the experimental spectrum. For the 2_2^+ state the calculations predict a second decay branch besides the observed $2_2^+ \rightarrow 2_1^+$ transition, namely to the 0_2^+ state at 1365 keV. Such a transition, with an energy of 913 keV, has not been observed in Ref.[5] and this non-observation is significant given the high statistics obtained in that experiment. The calculated 4_1^+ state decays mainly to the 2_1^+ level as is observed experimentally. In addition, a second decay branch to the 2_2^+ state is obtained which has not been observed

experimentally. However, since experimentally the 4_1^+ state is observed at much lower excitation energy, this low-energy γ -transition of 179 keV is hindered due to phase-space arguments and furthermore may have escaped observation due to the relatively high energy thresholds used in the experiments.

Also in the case of the third excited 2^+ state, the calculations predict one more decay branch than identified experimentally. While the calculated decays of the 2_3^+ state to the 2_1^+ and 0_2^+ levels can be identified with the 1929(7) and 1891(10) keV γ -rays observed in Ref. [5], a 980 keV $2_3^+ \rightarrow 2_2^+$ transition has not been reported. But again, the transition is hindered due to the lower transition energy as compared to the other two decay branches which may explain its non-observation. According to our results, the 2_3^+ state is the band head of a quasi- γ band with levels $3_1^+, 4_4^+$ on top it.

To shed more light on the structure of the calculated states we represent in Fig. 3 the collective wave functions of the most relevant ones. Additionally, their distribution in K and spectroscopic quadrupole moments are also given in Table I. In Fig. 3 we observe that the distribution of probability in the (β_2, γ) plane for each state belonging to the same band changes significantly. However, shape mixing allows the overlap between these states and the quadrupole transitions between them. Hence, the ground state 0_1^+ is distributed almost uniformly in the whole range of γ in a trapezoidal region between $(0.1, 0^\circ), (0.3, 0^\circ), (0.1, 60^\circ), (0.35, 60^\circ)$. Therefore, the ground state for ^{44}S does not correspond to a spherical shape -as it should be if the $N = 28$ shell closure is

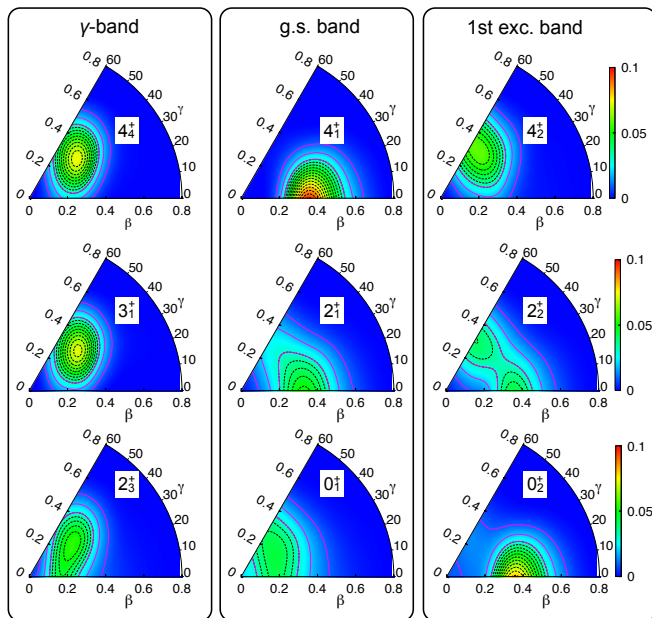


FIG. 3. (color online) Collective wave functions in the triaxial plane for the states represented in Fig. 2.

I_σ^+	$K = 0$	$ K = 2$	$ K = 4$	$Q_{\text{spec}} \text{ (efm}^2\text{)}$
0_1^+	1.000	–	–	0
2_1^+	0.942	0.058	–	-9.2
4_1^+	0.982	0.017	0.001	-26.1
0_2^+	1.000	–	–	0
2_2^+	0.905	0.095	–	1.2
4_2^+	0.794	0.067	0.005	18.6
2_3^+	0.442	0.558	–	-13.0
3_1^+	0.000	1.000	0.000	-0.5
4_4^+	0.185	0.682	0.133	14.8

TABLE I. Distribution of $|K| \leq 4$ and spectroscopic quadrupole moments of the states appearing in Figure 3.

preserved- but a mixing of deformations where the triaxial degree of freedom plays an important role. The rest of the states of this band, which have a $K = 0$ configuration, evolve towards axial prolate shapes. Their maxima are found at $\beta_2 \approx 0.35$, having the 2_1^+ more mixing with triaxial and axial oblate configurations than the 4_1^+ . These prolate states appear in shell model calculations [4] although in that case a prolate shape is assumed for the 0_1^+ contrary to the result found here. Furthermore, in Ref. [5] the 4_1^+ state is predicted to have a neutron 1p-1h excitation configuration, being the band head of a $K = 4$ band. This is not the case in the present work where the first 4^+ state with the highest $K = 4$ component is found at 5.4 MeV having a small $B(E2)$ value to the 2_1^+ state. The first excited band is also $K = 0$ mainly. The band head 0_2^+ state is axial prolate deformed with the maximum of the probability found at $\beta_2 \approx 0.4$. This distribution explains the large transition probability to the 2_1^+ state. We also observe an axial prolate-oblate mixing for the 2_2^+ state which connects to the prolate deformed $0_2^+, 2_1^+$ and 4_1^+ states and also to the mainly oblate configuration of the 4_2^+ state. A rather small spectroscopic quadrupole moment of the 2_2^+ state is found here and also in shell model calculations. This result was interpreted as an indication of spherical shapes for both 2_2^+ and 0_2^+ [4]. However, this is not the case in the present calculations.

Finally, a quasi-gamma band with $K = 0, 2$ mixing for I -even and $K = 2$ for I -odd is obtained grouping the $2_3^+, 3_1^+$ and 4_4^+ states. The collective wave functions of these states are rather similar, with the corresponding maxima found at $\sim (0.3, 40^\circ)$ and the probability decreasing slightly more pronouncedly in the γ direction than in the β_2 one. The values for the spectroscopic quadrupole moments are typical of intrinsic oblate shapes when $K = 2$ configurations are also present, i.e., negative, zero and positive for the $2^+, 3^+, 4^+$ states respectively.

To summarize, we have study the nuclear structure of ^{44}S with a state-of-the-art SCCM method including beyond-mean-field effects such as particle number and angular momentum restoration and shape mixing of axial and triaxial configurations. Wide configuration mixing rather

than shape coexistence is found in most of the low-lying states supporting the erosion of the $N = 28$ shell closure and the transitional character of this isotope. A deformed and γ -soft 0_1^+ as well as a prolate deformed 0_2^+ states are obtained. Our results are in a very good qualitative agreement with the recently available experimental data and with the most recent shell model calculations although the interpretation of some of these data is different. Finally, we also find a quasi- γ band with decaying properties that could be attributed to the experimental (2^+) level measured at 3248 keV.

ACKNOWLEDGMENTS

The authors acknowledge financial support from the Spanish Ministerio de Educación y Ciencia under contract FPA2009-13377-C02-01as well as enlightening discussions with Andrea Jungclaus. T.R.R. thanks fundings from a HIC4FAIR scholarship and Victor Modamio for useful comments.

-
- [1] B. Bastin et al., Phys. Rev. Lett. 99, 022503 (2007).
 - [2] S. Grévy et al., Eur. Phys. J. A 25, 111 (2005).
 - [3] T. Glasmacher et al., Phys. Lett. B 395, 163 (1997).
 - [4] C. Force et al., Phys. Rev. Lett. 105, 102501 (2010).
 - [5] D. Santiago-Gonzalez et al., Phys. Rev. C 83, 061305 (2011).
 - [6] T. R. Werner, J. A. Sheikh, W. Nazarewicz, M. R. Strayer, A. S. Umar, M. Misu Phys. Lett. B 333, 303, (1994).
 - [7] G. A. Lalazissis, D. Vretenar, P. Ring, M. Stoitsov, and L. Robledo, Phys. Rev. C 60, 014310, (1999).
 - [8] S. Peru, M. Girod, and J. F. Berger, Eur. Phys. J. A 9, 35 (2000).
 - [9] R. Rodriguez-Guzman, J. L. Egido, and L. M. Robledo, Phys. Rev. C 65, 024304 (2002).
 - [10] J. F. Berger, M. Girod, and D. Gogny, Nucl. Phys. A428, 23c (1984).
 - [11] T. R. Rodríguez, J. L. Egido, Phys. Rev. C 81, 064323 (2010).
 - [12] M. Bender and P.-H. Heenen, Phys. Rev. C 78, 024309 (2008).
 - [13] J. M. Yao, J. Meng, P. Ring, and D. Vretenar Phys. Rev. C 81, 044311 (2010).
 - [14] M. Anguiano, J. L. Egido, and L. M. Robledo, Nucl. Phys. A696, 467 (2001).
 - [15] P. Ring, and P. Schuck, *The nuclear many body problem*, Springer-Verlag, Berlin, 1980.
 - [16] M. Anguiano, J. L. Egido, and L. M. Robledo, Phys. Lett. B 545, 62 (2002).
 - [17] T.R.Rodríguez, J. L. Egido, Phys. Rev. Lett. 99, 062501 (2007).
 - [18] N. López-Vaquero, T. R. Rodríguez, J. L. Egido, submitted to Phys. Lett. B.
 - [19] P. Bonche et al., Nucl. Phys. A 443, 39 (1985).
 - [20] J. L. Wood, Phys. Rep. 215, 101 (1992).
 - [21] A. N. Andreyev et al., Nature (London) 405, 430 (2000).
 - [22] W. Schwerdtfeger et al., Phys. Rev. Lett. 103, 012501 (2009).
 - [23] H. Zduńczuk, W. Satuła, J. Dobaczewski, M. Kosmowski, Phys. Rev. C 76, 044304 (2007).