

Wave Resistance for Capillary Gravity Waves: Finite Size Effects

M. BENZAQUEN¹, F. CHEVY² and E. RAPHAËL¹

¹ *Laboratoire PCT - UMR Gulliver CNRS 7083, ESPCI, 10 rue Vauquelin, 75005 Paris, France*

² *Laboratoire Kastler Brossel - ENS, Université Paris 6, CNRS, 24 rue Lhomond, 75005 Paris, France*

PACS 47.35.-i – Hydrodynamic waves

PACS 68.03.-g – Gas-liquid and vacuum-liquid interfaces

Abstract – We study theoretically the capillary-gravity waves created at the water-air interface by an external surface pressure distribution symmetrical about a point and moving at constant velocity along a linear trajectory. Within the framework of linear wave theory and assuming the fluid to be inviscid, we calculate the wave resistance experienced by the perturbation as a function of its size (compared to the capillary length). In particular, we analyze how the amplitude of the jump occurring at the minimum phase speed $c_{\min} = (4g\gamma/\rho)^{1/4}$ depends on the size of the pressure distribution (ρ is the liquid density, γ is the water-air surface tension, and g is the acceleration due to gravity). We also show how for pressure distributions broader than a few capillary lengths, the result obtained by Havelock for the wave resistance in the particular case of pure gravity waves (*i.e.*, $\gamma = 0$) is progressively recovered.

Introduction. – Water waves are both captivating and of great practical significance [1–3]. They have thus attracted the attention of scientists and engineers for many decades [4]. Water waves can, for instance, be generated by the wind blowing over the ocean, by a moving ship on a calm lake, or simply by throwing a stone into a pond. Their propagation at the surface of water is driven by a balance between the liquid inertia and its tendency, under the action of gravity or of surface tension (or a combination of both in the case of *capillary-gravity waves*), to return to a state of stable equilibrium [5]. The dispersive nature of water waves is responsible for the complicated wave pattern generated at the free surface of a still liquid by a moving disturbance such as a partially immersed object (e.g. a boat or an insect) or an external surface pressure source [6]. The propagating waves generated by the moving disturbance continuously remove energy to infinity. Consequently, the disturbance will experience a drag, R , called the *wave resistance*. In the case of ships (for which surface tension is negligible), this drag is known to be a major source of resistance [7] and has been analyzed in detail by Havelock [8]. The case of objects that are small compared to the capillary length has been considered only recently [9–16] and has attracted strong interest in the context of insect locomotion on water surfaces [17–19]. For such objects, one has to take into account both gravity and surface tension. In the case of a point-like surface pressure distribution, this leads to a discontinuity of the

wave resistance at a critical velocity given by the minimum of the wave velocity $c_{\min} = (4g\rho/\gamma)^{1/4}$ [9]. For clean water at room temperature, one has $c_{\min} \approx 0.23 \text{ m s}^{-1}$. When the velocity V of the surface pressure distribution is smaller than c_{\min} , no steady waves are generated and the wave resistance vanishes. Emission of steady waves becomes possible only when $V > c_{\min}$, leading to the onset of a finite wave drag [20]. The wave resistance discontinuity at the critical velocity c_{\min} has been experimentally investigated by several groups [13, 14].

It is important to notice that while the analysis of [9] was mainly concerned with a point-like surface pressure distribution [21], real perturbations (like insects) have finite sizes. The aim of the present paper is thus to analyze in detail the role played by the finite size of the surface pressure distribution for the wave resistance [22]. We will see in particular that for b much larger than κ^{-1} , the influence of surface tension is negligible. In that case, the results of Havelock [8] for pure gravity waves are recovered.

Formulation. – Consider an incompressible, inviscid, infinitely deep liquid whose free surface is unlimited. We take the xy -plane as the equilibrium surface of the fluid and the z -axis along the upward direction perpendicular to the equilibrium surface. We study the wave motion created by an external surface pressure distribution that moves with speed V in the negative x -direction. In the

frame of that moving disturbance, physical quantities are stationary: the pressure distribution is given by $P(x, y)$ and the displacement ζ of the free surface from its equilibrium position is of the form $\zeta(x, y)$.

In order to calculate the wave resistance experienced by the disturbance, we use a method first introduced by Havelock [8]. According to this author, we may imagine a rigid cover fitting the surface everywhere. The assigned pressure system $P(x, y)$ is applied to the liquid by means of this cover; hence the wave resistance is simply the total resolved pressure in the x direction. This leads to

$$R = \int dx dy P(x, y) \partial_x \zeta(x, y). \quad (1)$$

For the sake of simplicity, let us restrict ourselves to the case of a pressure system symmetrical around the origin so that $P(x, y) = g(r)$ with $r = (x^2 + y^2)^{1/2}$. The Fourier transform $\hat{P}(k_x, k_y)$ is then a function only of k and can be written as $\hat{P}(k_x, k_y) = G(k)$, where

$$G(k) = \int_0^\infty dr r g(r) \int_0^{2\pi} d\theta e^{-ikr \cos \theta} \quad (2)$$

$$= 2\pi \int_0^\infty dr r g(r) J_0(kr). \quad (3)$$

J_0 denotes the Bessel function of the first kind of zeroth order. It has been shown by Raphaël and De Gennes in [9] that in such a case the wave resistance R reduces to

$$R = \int_0^\chi \frac{d\theta \cos \theta}{\pi \gamma} \frac{\{k_2(\theta)G[k_2(\theta)]\}^2 + \{k_1(\theta)G[k_1(\theta)]\}^2}{k_2(\theta) - k_1(\theta)} \quad (4)$$

where

$$k_1(\theta) = \kappa \left(\frac{V}{c_{\min}} \right)^2 \{ \cos^2 \theta - (\cos^4 \theta - \cos^4 \chi)^{1/2} \},$$

$$k_2(\theta) = \kappa \left(\frac{V}{c_{\min}} \right)^2 \{ \cos^2 \theta + (\cos^4 \theta - \cos^4 \chi)^{1/2} \} \quad (5)$$

where for $V \geq c_{\min}$, χ is defined by $\cos \chi = c_{\min}/V$. Equation (4) is an important result as it predicts how the wave resistance varies as a function of the velocity for any pressure distribution.

Finite size effects on the wave resistance. – Equation (4) was studied in detail in [9] in the particular case of a point-like pressure distribution $g(r) = p \delta(r)$. We here consider the case of a pressure distribution of finite size, b . For instance, we can assume the pressure distribution to be Gaussian

$$g(r) = \frac{p}{2\pi b^2} \exp\left(-\frac{r^2}{2b^2}\right), \quad (6)$$

Equation (3) then becomes

$$G(k) = p \exp\left(-\frac{b^2 k^2}{2}\right). \quad (7)$$

By inserting the Fourier transform of the pressure field $G(k)$ in equation (4), we obtain the wave resistance as a function of V/c_{\min} (see Figs.1 and 2).

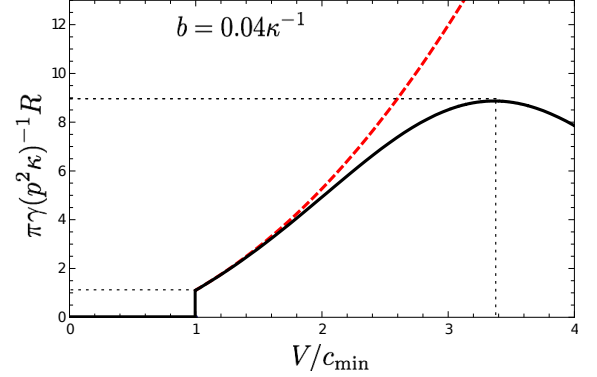


Fig. 1: (Color online) Plot of the wave resistance R in units of $p^2 \kappa (\pi \gamma)^{-1}$, as a function of V/c_{\min} . The red (dashed) curve corresponds to a point-like pressure source $g(r) = p \delta(r)$, the black one (solid line) corresponds to a Gaussian pressure field (6) of size $b = 0.04 \kappa^{-1}$.

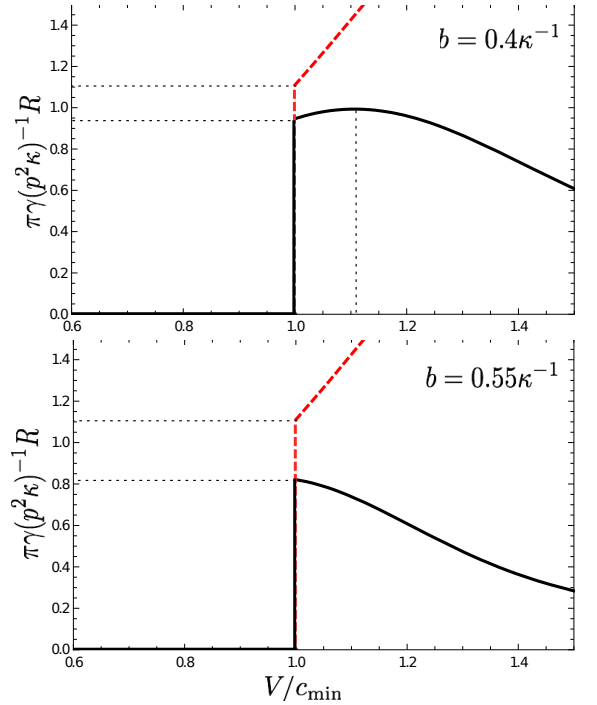


Fig. 2: (Color online) Plot of the wave resistance R in units of $p^2 \kappa (\pi \gamma)^{-1}$, as a function of V/c_{\min} . The red (dashed) curve corresponds to a point-like pressure field $g(r) = p \delta(r)$, the black one (solid line) corresponds to a gaussian pressure field (6) of size $b = 0.4 \kappa^{-1}$ (upper graph) and $b = 0.55 \kappa^{-1}$ (lower graph).

The red (dashed) in curve in Fig. 1 corresponds to a point-like pressure distribution $g(r) = p \delta(r)$, the black

one (solid line) corresponds to a gaussian pressure field (6) of size $b = 0.04 \kappa^{-1}$. We clearly observe, for both curves, the discontinuity (or jump) at $V = c_{\min}$ that we discussed earlier. In Fig.1, the black curve (solid line) presents a maximum at $V_{\max} \sim \sqrt{\gamma/(\rho b)}$ which is the first consequence of the finite size effects. This separates the behavior of the wave resistance in two regimes: below V_{\max} , R increases with the disturbance velocity whereas for $V > V_{\max}$, R decreases with V .

In Fig.1, the disturbance typical size b is much smaller than the capillary length κ^{-1} . When b becomes of the same order of magnitude than κ^{-1} (see Fig.2), the amplitude of the jump, denoted by A_R in the following, decreases as shown in Fig.3. When the typical size b gets close enough to the capillary length κ^{-1} , the maximum value of the wave resistance is obtained for $V_{\max} = c_{\min}$. Such a situation is depicted in the lower graph in Fig.2. Figures 4 and 5 give quantitative information on this situation: we show that in the particular case of a Gaussian pressure field it occurs for $0.5 \kappa^{-1} \lesssim b \lesssim 1.65 \kappa^{-1}$. Note that the above interval is only valid for the Gaussian pressure field (6). If, for instance, one uses a Lorentzian pressure source $p(2\pi)^{-1}b(b^2 + r^2)^{-3/2}$ instead of (6), the above interval becomes $0.3 \kappa^{-1} \lesssim b \lesssim 2.2 \kappa^{-1}$.

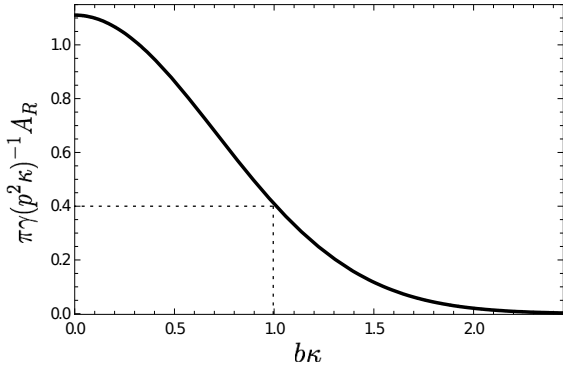


Fig. 3: Plot of the amplitude of the jump A_R of the wave resistance in units of $p^2 \kappa (\pi \gamma)^{-1}$, as a function of $b \kappa$.

From equation (4) one can get the jump amplitude at $V = c_{\min}$:

$$A_R = \frac{\kappa}{2\sqrt{2}} \frac{G(\kappa)^2}{\gamma} = \left(\frac{p^2}{\pi \gamma} \kappa \right) \frac{\pi}{2\sqrt{2}} \left(\frac{G(\kappa)}{p} \right)^2, \quad (8)$$

Equation (8) is an important result as it gives how the jump of the wave resistance at the critical velocity c_{\min} varies with the size of the pressure distribution. In the particular case of the Gaussian pressure field given in equation (6), the jump amplitude becomes

$$A_R = \left(\frac{p^2}{\pi \gamma} \kappa \right) \frac{\pi}{2\sqrt{2}} \exp(-b^2 \kappa^2). \quad (9)$$

Note that in the limit $b \rightarrow 0$, the result of [9] $A_R = \pi/(2\sqrt{2})$ for a point-like pressure distribution is recovered.

The amplitude of the jump A_R of the wave resistance in units of $p^2 \kappa (\pi \gamma)^{-1}$, is depicted in Fig.3 as a function of $b \kappa$. We notably observe that A_R is significantly suppressed when the typical size b becomes greater than $2.5 \kappa^{-1}$. In such a case, the jump in the wave resistance might be difficult to observe experimentally (see also Fig.6 below).

One may also wonder how the maximum in the wave resistance scales with b . The abscissa (V_{\max}) and ordinate (R_{\max}) of the maximum of wave resistance as a function of $b \kappa$ are depicted in Fig.4 and Fig.5.

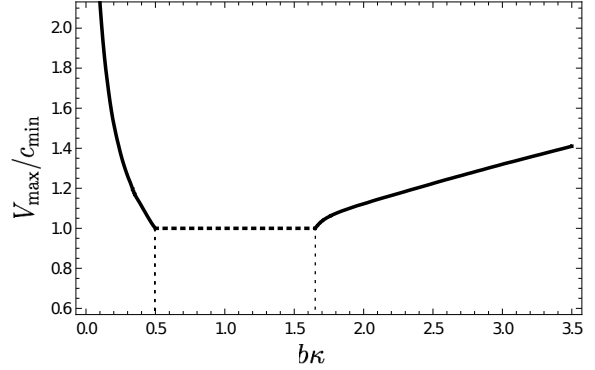


Fig. 4: Plot of V_{\max} corresponding to the maximum of wave resistance in units of V/c_{\min} , as a function of $b \kappa$. The black dotted line (horizontal) corresponds to a situation in which the maximum value is reached at $V_{\max} = c_{\min}$. For $b \kappa \ll 1$, V_{\max} scales as $\sqrt{\gamma/(\rho b)}$, whereas for $b \kappa \gg 1$, V_{\max} scales as $\sqrt{g/b}$.

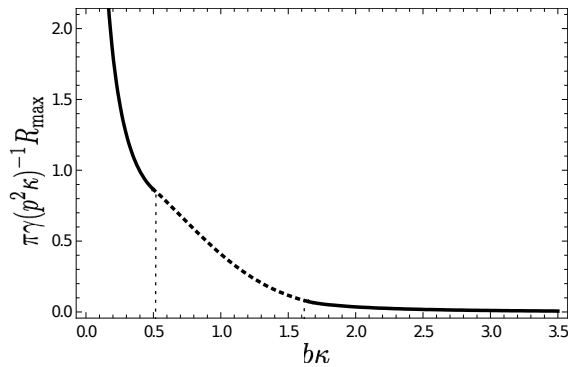


Fig. 5: Plot of the maximum of wave resistance R_{\max} in units of $p^2 \kappa (\pi \gamma)^{-1}$, as a function of $b \kappa$. The dotted line corresponds to a situation in which the maximum value is reached at $V_{\max} = c_{\min}$.

In both figures the dotted line corresponds to the situation in which the maximum value is reached at $V_{\max} = c_{\min}$ (see lower graph in Fig.2).

In the limit $b \kappa \gg 1$, the asymptotic behavior $V_{\max} \simeq \sqrt{g/b}$ can be simply recovered by substituting b^{-1} to k in the pure gravity wave dispersion relation $\omega(k)/k = \sqrt{g/k}$.

In the opposite limit $b\kappa \ll 1$, the asymptotic behavior $V_{\max} \simeq \sqrt{\gamma/(\rho b)}$ can analogously be obtained by substituting b^{-1} to k in the pure capillary wave dispersion relation $\omega(k)/k = \sqrt{\gamma k/\rho}$ [23].

We observe in Fig.5 that R_{\max} (and hence the whole wave resistance) strongly decreases with the size b of the pressure source. Although this might be surprising at first sight, one has to notice that we have kept constant the magnitude $p = \int dx dy P(x, y)$ of the pressure source while varying b .

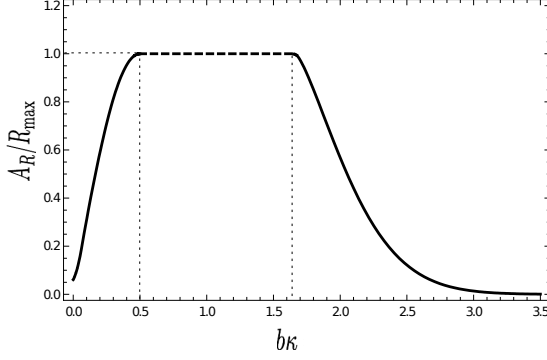


Fig. 6: Plot of the quotient A_R/R_{\max} as a function of $b\kappa$. The dotted line corresponds to a situation in which the maximum value is reached at $V_{\max} = c_{\min}$.

In order to discuss the general shape of the graph of the wave resistance, and whether or not the jump in the wave resistance can be easily detected, we plot the ratio between the amplitude A_R and the maximum of wave resistance R_{\max} (see Fig.6). One can see how the ratio A_R/R_{\max} starts at zero (for $\kappa^{-1} \rightarrow 0$, A_R is finite and $R_{\max} \rightarrow \infty$) and increases until reaching the constant value 1 in the range $0.5\kappa^{-1} \lesssim b \lesssim 1.65\kappa^{-1}$ discussed earlier (see Fig.2). For larger values of b , the ratio A_R/R_{\max} is essentially suppressed.

Pure gravity waves. – As we have seen above, V_{\max} scales as \sqrt{gb} for $b\kappa \gg 1$. One shall thus wonder if, more generally, our results for the wave resistance are for $b \gg \kappa^{-1}$ well approximated by the result of Havelock [8] for pure gravity waves ($\gamma = 0$).

If $\gamma = 0$, the wave resistance (4) reduces to

$$R = \frac{g^2}{\rho V^6} \frac{1}{\pi} \int_0^{\frac{\pi}{2}} \frac{d\theta}{\cos^5 \theta} \left(G \left(\frac{g}{V^2 \cos^2 \theta} \right) \right)^2, \quad (10)$$

which, for the Gaussian pressure field (6), yields

$$R = \frac{p^2}{\pi \rho g d^3} \left(\frac{\sqrt{gb}}{V} \right)^6 \times \int_0^{\frac{\pi}{2}} \frac{d\theta}{\cos^5 \theta} \exp \left(-\frac{1}{\cos^4 \theta} \left(\frac{\sqrt{gb}}{V} \right)^4 \right). \quad (11)$$

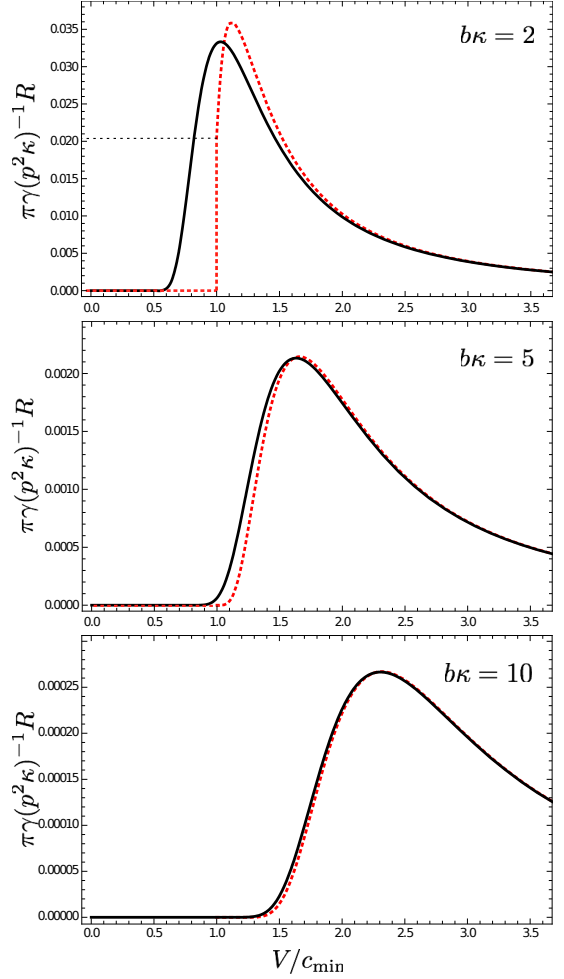


Fig. 7: (Color online) Plot of the wave resistance R in units of $p^2 \kappa (\pi \gamma)^{-1}$, as a function of V/c_{\min} . The black curve (solid line) corresponds to the formula for pure gravity waves (11), the red one (dashed) corresponds to the initial formula for capillary gravity waves (4). On the top we have $b = 2\kappa^{-1}$, in the middle we have $b = 5\kappa^{-1}$, while at the bottom we have $b = 10\kappa^{-1}$.

Using equation (11), one can plot the wave resistance for pure gravity waves as a function of V/c_{\min} for different values of b (see the black curves (solid line) in Fig.7). Note that V_{\max} is now exactly given by \sqrt{gb} . For velocities smaller than $0.6\sqrt{gb}$, the wave resistance is practically unnoticeable [24].

We have also plotted in Fig.7 the wave resistance for capillary-gravity waves (red (dashed) curves).

One can see how both curves come closer to each other as b is increased. For b much larger than κ^{-1} , one does not see much differences between the two curves, meaning that in this limit the problem is essentially ruled by pure gravity waves theory.

Concluding Remarks. – We have shown theoretically how the finite size of an external axisymmetric pres-

sure source significantly modify the wave resistance, and in particular its singular behavior at the minimum phase speed c_{\min} , compared to the case of a point-like disturbance [25]. Our study also provides a quantitative description of the crossover between capillary-gravity and purely gravity wave resistance described in previous works.

* * *

We would like to thank A. Benusiglio and C. Clanet for very interesting discussions.

REFERENCES

- [1] J. Lighthill, *Waves in Fluids* 6th ed. (Cambridge University Press, Cambridge, 1979).
- [2] H. Lamb, *Hydrodynamics* 6th ed. (Cambridge University Press, Cambridge, 1993).
- [3] R.S. Johnson, *A Modern Introduction to the Mathematical Theory of Water Waves* (Cambridge University Press, Cambridge, 1997).
- [4] O. Darrigol, *Worlds of Flow* (Oxford University Press, New York, 2005).
- [5] L. D. Landau and E. M. Lifshitz, *Fluid Mechanics*, 2nd ed. (Pergamon Press, New York 1987).
- [6] D.J. Acheson, *Elementary Fluid Dynamics* (Clarendon Press, Oxford, 1990).
- [7] J.H. Milgram, *Annu. Rev. Fluid Mech.* **30**, 613 (1998).
- [8] T. H. Havelock, *Proc. R. Soc. A*, **95**, 354 (1918).
- [9] E. Raphaël and P.-G. de Gennes, *Phys. Rev. E* **53**, 3448 (1996).
- [10] D. Richard and E. Raphaël, *Europhys. Lett.* **48**, 53 (1999).
- [11] S.-M. Sun and J. Keller, *Phys. Fluids*. **13**, 2146 (2001).
- [12] F. Chevy and E. Raphaël, *Europhys. Lett.* **61**, 796 (2003).
- [13] J. Browaeys, J.-C. Bacri, R. Perzynski, and M. Shliomis, *Europhys. Lett.* **53**, 209 (2001).
- [14] T. Burghélea and V. Steinberg, *Phys. Rev. Lett.* **86**, 2557 (2001), *Phys. Rev. E* **66**, 051204 (2002).
- [15] A.D. Chepelianskii, F. Chevy and E. Raphaël, *Phys. Rev. L* **100**, 074504 (2008).
- [16] F. Closa, A.D. Chepelianskii and E. Raphaël, *Phys. Fluids* **22** 052107-(1-6) (2010).
- [17] M.W. Denny, *J. Exp. Biol.* **207**, 1601 (2004); F. Fish and A. Nicastro, *J. Exp. Biol.* **206**, 1649 (2003)
- [18] J.W. Bush and D. L. Hu, *Annu. Rev. Fluid Mech.* **38**, 339 (2006).
- [19] J. Voise, and J. Casas, *J. R. Soc. Interface* **7**, 343 (2010).
- [20] As shown in [15,16], the threshold at $V = c_{\min}$ exists only for objects moving with no acceleration.
- [21] Note that the particular case where the typical size b is much smaller than the capillary length $\kappa^{-1} = (\gamma/\rho g)^{1/2}$ has also been (briefly) discussed in [9]. It has been shown that the wave resistance displays a maximum at a velocity of the order of $\sqrt{\gamma/(\rho b)}$ [9]. However, the consequences of a pressure distribution of finite size on the amplitude of the discontinuity of the wave resistance at $V = c_{\min}$ has been overlooked in [9].
- [22] Note that the effect of a pressure distribution of finite size on the amplitude of the discontinuity of the wave resistance was already briefly discussed in [14].
- [23] Note however, that V_{\max} is not simply given by $\sqrt{\gamma/(\rho b) + gb}$
- [24] For velocities up to $0.8\sqrt{gb}$, one can show that equation (11) is well approximated by $p^2 \kappa (\pi \gamma^{-1}) \sqrt{\pi/2} \exp(-1/x^4)/(2x^4)$ with $x = V/\sqrt{gb}$.
- [25] In the context of animal locomotion on water surfaces, it would be interesting to generalize the results of the present study to non-axisymmetric pressure sources.