

Field theoretical approach to quantum transmission in time-dependent potentials

F.K. Diakonos,^{1,*} P.A. Kalozoumis,^{1,†} A.I.
Karanikas,^{1,‡} N. Manifavas,^{1,§} and P. Schmelcher^{2,¶}

¹*Department of Physics, University of Athens, GR-15771 Athens, Greece*

²*Zentrum fuer Optische Quantentechnologien, Universität Hamburg,
Luruper Chaussee 149, 22761 Hamburg, Germany*

(Dated: June 11, 2018)

Abstract

We develop a field theoretical approach based on the temporary basis description as a tool to investigate the transmission properties of a time-driven quantum device. It employs a perturbative scheme for the calculation of the transmission of a monochromatic beam of particles through the time-dependent set-up. The main advantage of the proposed treatment is that it permits the use of the particle picture for the calculation of the scattering matrix and the transmission coefficient. Therefore the elementary physical processes contributing to the transmission can be identified and interpreted in a transparent way. We apply the method to the simple but prototype problem of transmission through an one-dimensional oscillating delta potential and we demonstrate how it enables a deep understanding of the underlying physical processes.

PACS numbers: 03.65.Db,05.60.Gg,03.65.-w

* fdiakono@phys.uoa.gr

† pkalozoum@phys.uoa.gr

‡ akaran@phys.uoa.gr

§ nmanif@phys.uoa.gr

¶ pschmelc@physnet.uni-hamburg.de

I. INTRODUCTION

The transmission of quantum particles through a time-dependent potential has been the subject of extensive studies in the last three decades (see [1] and references therein). The main goal in these studies is to classify and understand the mechanisms of quantum tunnelling in such a potential. Typical examples of processes involving transmission through time dependent devices are the tunnelling of a test particle from a metastable state [2] using instanton techniques, the scattering off a dissipative environment [3] and the tunneling through a time-modulated barrier [4]. Particularly in [4] it was shown that at low modulation frequencies the traversing particle sees a static barrier and at high frequencies the particle tunnels through the time-averaged potential. It was also demonstrated that inelastic processes can occur, where the tunneling particle gains or loses energy quanta from the modulation field. In the same work a fundamental question was raised concerning the definition of the traversal time through such a fluctuating device, an issue which is still under debate [5]. Recently novel perspectives for the study of driven quantum systems emerged. In particular it has been realized that there is the possibility to exploit phenomena occurring in these systems for the development of novel technology such as the design of quantum pumps, i.e. devices capable to create quantum directed transport through periodic external driving [6], or the control of quantum devices for information processing [7].

One of the simplest examples for studying the transmission in a time-dependent environment is the tunnelling through a delta-barrier with a harmonically oscillating coupling which has been considered by several authors [8–10]. Although the device is very simple, the presence of the time-dependent coupling leads to interesting phenomena, observable in the transmission coefficient, such as Fano resonances, threshold enhancements related to side-band modes and their interplay [9]. More complicated setups, involving several oscillating delta barriers, have been investigated in the context of quantum pumps [11]. In this case dephasing effects may also occur, influencing the appearance of resonances [12]. In [13] an infinite periodic chain of delta-barriers with harmonically oscillating strength has been studied demonstrating the modification of the conductance zones through the time-dependence.

If the driving of the potential barrier is periodic the standard approach used to solve the quantum dynamics is based on Floquet theory [14] which is very well suited for the straightforward calculation of the transmission properties, discriminating between the contributions

from elastic and inelastic channels. In the Floquet treatment the considered problem is first rendered time-independent and then solved using standard numerical techniques. This represents certainly an advantage from the computational point of view. However, it is conceptually a handicap since it does not allow to isolate contributions or identify mechanisms leading to a specific dynamical behaviour that allow for a better understanding of the underlying physics.

Path integral methods, on the other hand side, have been commonly used for the study of the quantum dynamics in time-dependent potentials [15] but they show usually a slow convergence. Thus, despite of a few exceptional cases where an analytical solution can be obtained [16], an efficient general purpose path integral treatment of time-dependent potentials is still lacking. Progress in this direction has recently been achieved by introducing a rapidly converging scheme in the framework of a high-order short-time expansion of transition amplitudes in time-dependent potentials [17]. This approach holds for a general time-dependence of the potential. The disadvantage of this approach is that it can only be applied to smooth potentials. This is a relevant point in view of the fact that previous works have mostly been employing either the δ or a rectangular barrier for the study of the time-dependent systems.

In the present work we develop a field theoretical approach to the investigation of the quantum dynamics in time-dependent potentials. The method is suitable for studying any kind of potentials (also non-smooth) as well as external driving (periodic or not). In addition it allows for a classification and decomposition of the quantum dynamics in terms of fundamental processes which represent the skeleton of the quantum evolution in these systems. Particularly we reveal the role of virtual “multi-photon” processes which determine to a large extent details of the resonant structures in the dependence of the transmission coefficient on the incoming energy. Within our treatment these sub-processes can be clearly distinguished from the real “multi-photon” exchange which lead to inelastic transmission [4]. The power of our method is demonstrated using the example of the oscillating delta barrier which has been extensively studied in the literature. We show that it is possible to calculate and understand transmission properties which have not been accessible so far. An example is the transmission zero associated with the Fano resonance characterizing the quantum dynamics in this system. The virtual “multi-photon” processes, mentioned above, are relevant for the determination of its location.

The paper is organized as follows. In section 2 we present the main idea of the perturbative scheme used to describe the transmission properties of a time-dependent quantum device. In section 3 we present our method focusing on the case of periodic driving and using as a simple example the delta barrier with a harmonically oscillating strength. In section 4 we give the results for the transmission properties of the oscillating delta-barrier setup. In particular we demonstrate how one can systematically calculate and interpret details of the behaviour of the transmission coefficient as a function of the incoming energy within our approach. Section 5 contains our concluding remarks. Finally, extensive formulas and their derivation are provided in the appendices.

II. FIELD THEORETICAL PERTURBATIVE APPROACH FOR TRANSMISSION IN TIME-DEPENDENT POTENTIALS

We consider the transmission of a quantum particle through a localized time-dependent potential. Our specific analysis is performed assuming a one-dimensional setup. The proposed approach can however be easily generalized to higher dimensional cases. Initially, i.e. for $t \rightarrow -\infty$, the wave function of the quantum particle for $x \rightarrow -\infty$ is a plane wave with energy E_i and momentum directed from the left to the right (incoming quantum particle). We also assume that the wave function for $t \rightarrow \infty$ and $x \rightarrow \infty$ is a plane wave with energy E_f and the same direction of the momentum (outgoing quantum particle). The amplitude for the scattering of the considered quantum particle by a specific local time-dependent potential is in general given in terms of the corresponding causal Green's function $\Delta_{n,m}$ as:

$$S_{fi} = -i\hbar e^{i(E_f t_f - E_i t_i)/\hbar} \sum_{n,m} \langle \vec{p}_f | n(t_f) \rangle \Delta_{n,m}(t_f, t_i) \langle m(t_i) | \vec{p}_i \rangle \quad (1)$$

where \vec{p}_i and \vec{p}_f are the input and output momenta of the particle while E_i and E_f are the corresponding energies. In eq. (1) we have introduced the temporary basis $\{|n(t)\rangle\}$ with n being a collective index for all the quantum numbers needed to fully identify each temporary eigenstate of the time-dependent Hamiltonian $\hat{H}(t)$ at time t . In this basis the instantaneous Schrödinger equation reads:

$$\hat{H}(t)|n(t)\rangle = E_n(t)|n(t)\rangle \quad (2)$$

The relevant quantity for determining the Green's function $\Delta_{n,m}$ are the geometrical phases $\langle n(t)|i\hbar\partial_t|m(t)\rangle$ given as:

$$\langle n(t)|i\hbar\partial_t|m(t)\rangle = \frac{\langle n(t)|i\hbar\partial_t\hat{H}(t)|m(t)\rangle}{E_m(t) - E_n(t)} \quad , \quad (m \neq n) \quad (3)$$

The diagonal elements $\gamma_n(t) \equiv \langle n(t)|i\hbar\partial_t|n(t)\rangle$ are the Berry phases. In the temporary basis the propagating kernel $\Delta_{n,m}$ fulfils the Green's equation:

$$\sum_m [(i\hbar\partial_t - \tilde{E}_n(t))\delta_{n,m} - \Phi_{n,m}(t)]\Delta_{m,n'}(t, t') = -\delta_{n,n'}\delta(t - t') \quad (4)$$

where the infinite dimensional matrix Φ contains only the non-diagonal geometrical phases:

$$\Phi_{n,m}(t) = \langle n(t)|i\hbar\partial_t|m(t)\rangle - \delta_{n,m}\gamma_m(t) \quad (5)$$

while the Berry phases are included in the effective energies $\tilde{E}_n(t)$:

$$\tilde{E}_n(t) = E_n(t) - \sum_m \delta_{n,m}\gamma_m(t) \quad (6)$$

In operator notation the propagator $\Delta_{n,m}$ can be written as:

$$\Delta_{n,m}(t_f, t_i) = \langle n(t_f)|\frac{1}{\hat{H}_0 - \tilde{E} - \hat{\Phi}}|m(t_i)\rangle \quad ; \quad \hat{H}_0 = -i\hbar\partial_t \quad (7)$$

The non-diagonal matrix Φ in (7) renders the considered problem analytically intractable in its general form. To proceed with the calculation of the amplitude (1) it is necessary to develop a scheme allowing for the expansion of the propagator in terms of simpler calculable sub-processes. The main assumption in our approach is that there exists an ordering with respect to the magnitude of the transition amplitudes of the different dynamical processes taking place in the scattering off a time-dependent potential. The latter is implied by the energy difference between the incoming and the outgoing state as stated in eq.(3). The amplitudes of the elastic processes dominate while inelastic processes with small energy transfer are more probable than those with large energy transfer. This property, if valid and consistently applicable, suggests that the non-diagonal matrix Φ can be treated as a perturbation and the following expansion of $\Delta_{n,m}$ is possible:

$$\Delta \equiv \frac{1}{\hat{H}_0 - \tilde{E} - \hat{\Phi}} = \frac{1}{\hat{H}_0 - \tilde{E}} + \frac{1}{\hat{H}_0 - \tilde{E}}\hat{\Phi}\frac{1}{\hat{H}_0 - \tilde{E}} + \dots \quad (8)$$

In eq. (8) the expansion breaks down in the case of zero eigenvalues of the denominator $\hat{H}_0 - \tilde{E}$ requiring a special treatment. We will come back to this point later on. Using the expansion (8) we can write the amplitude (1) as follows:

$$S_{fi} = S_{fi,static} - i\hbar e^{i(E_f t_f - E_i t_i)/\hbar} \sum_{n,m} \langle \vec{p}_f | n(t_f) \rangle \sum_{r=1}^{\infty} \Delta_{n,m}^{(r)}(t_f, t_i) \langle m(t_i) | \vec{p}_i \rangle \quad (9)$$

where the $\Delta_{n,m}^{(i)}$ term in the above sum involves i insertions of the transition matrix Φ while $S_{fi,static}$ is the zeroth order term which does not contain $\hat{\Phi}$. The first term in the sum on the r.h.s. of eq. (9) is:

$$\Delta_{n,m}^{(1)}(t_f, t_i) = \int_{-\infty}^{+\infty} dt_1 \sum_{l_1, l_2} \langle n(t_f) | \frac{1}{\hat{H}_0 - \tilde{E}} | l_1(t_1) \rangle \Phi_{l_1, l_2} \langle l_2(t_1) | \frac{1}{\hat{H}_0 - \tilde{E}} | m(t_i) \rangle \quad (10)$$

and the higher order terms have a similar structure as implied by the expansion (8). The form (9) allows the use of a particle picture for the interpretation of the dynamics in scattering off a time-dependent potential having at the same time a simple diagrammatic interpretation: the amplitude S_{fi} is decomposed in a sum of sub-processes. Each sub-process is a sequence of two elementary processes: the particle propagation being in a particular eigenstate and the transition between two states of the temporary basis. The explicit form of S_{fi} depends on the applied potential and especially on the temporary basis. The power of the diagrammatic representation of S_{fi} is that it allows the calculation of desired properties (like the energy of a transmission zero or a local transmission maximum) by isolating the contributing dynamical processes. In general the spectrum of $\hat{H}(t)$ contains both a discrete as well as a continuous part. Therefore the allowed elementary processes can be classified as follows:

- continuum-continuum (c/c) transitions
- continuum-bound (c/b) and bound-continuum (b/c) transitions
- bound-bound (b/b) transitions
- propagation in a continuum state
- propagation in the bound state

A typical sub-process contributing to S_{fi} is shown in Fig. 1. The curly line indicates propagation in a continuum state while the dashed line means propagation in a bound state. The full black circles indicate c/c transitions while the circles containing a cross indicate a c/b or b/c transition.

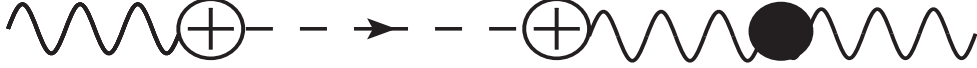


FIG. 1. A typical sub-process involving 3 transitions (continuum - bound state, bound state - continuum and continuum - continuum) contributing to the transition amplitude (1) at the third order of the proposed perturbation scheme.

III. THE CASE OF TIME-PERIODIC POTENTIALS: A DELTA-BARRIER WITH OSCILLATING STRENGTH

The calculation of the transmission properties in a time-dependent potential significantly simplifies if the driving is periodic. In this section we will demonstrate how the perturbative scheme introduced in the previous section works in practice by performing an analysis of the transmission properties of a monochromatic wave passing through a periodically varying potential. As a concrete example we consider the transmission through a delta barrier with oscillating strength in one dimension. As mentioned already in the introduction, our main purpose is to calculate and explain features of the transmission behaviour which are not easily accessible by other approaches like direct integration or Floquet theory. The Schrödinger equation of the considered problem reads:

$$i\hbar \frac{\partial \Psi(x, t)}{\partial t} = -\frac{\hbar^2}{2m} \frac{\partial^2 \Psi(x, t)}{\partial x^2} - g(t) \delta(x) \Psi(x, t) \quad ; \quad g(t) = g(t + T) \quad (11)$$

with $T = \frac{2\pi}{\omega}$ being the period of the oscillating δ -potential and ω the associated frequency. For fixed t the problem becomes static and can be easily solved. Introducing the length scale $\ell_0 = \sqrt{\frac{\hbar}{m\omega}}$ and the energy scale $\epsilon_0 = \hbar\omega$ the static version of eq.(11) can be written in dimensionless form as follows:

$$\left(-\frac{1}{2} \frac{d^2}{d\xi^2} - g_\tau \delta(\xi) \right) u(\xi; g_\tau) = \epsilon(\tau) u(\xi; g_\tau) \quad ; \quad \tau = \omega t \quad (12)$$

with $\xi = \frac{x}{\ell_0}$, $g_\tau = \frac{1}{\hbar\omega} \sqrt{\frac{m\omega}{\hbar}} g(\tau)$, $\epsilon(\tau) = \frac{E(\tau)}{\epsilon_0}$ and $u(\xi; g_\tau)$ is the corresponding wave function. For a given time instant the spectrum of the Hamiltonian consists of continuum states and one bound state with energy $\epsilon_b = -\frac{1}{2}g_\tau^2$. The later exists only during the time period for which $g_\tau > 0$. The associated complete and orthonormal temporary basis is:

$$\begin{aligned} u_k^\pm(\xi; g_\tau) &= \frac{1}{\sqrt{2\pi}} \left(e^{\pm ik\xi} - \frac{g_\tau}{g_\tau + ik} e^{ik|\xi|} \right) & k = \sqrt{2\epsilon} \quad \epsilon > 0 \\ u_b(\xi; g_\tau) &= \sqrt{g_\tau} e^{-g_\tau|\xi|} & g_\tau > 0 \end{aligned} \quad (13)$$

as given in [18].

The perturbative calculation of the scattering amplitude (eq. (1)) requires the summation of all the contributing sub-processes in increasing order. According to the discussion in the previous section the order of a term in the perturbation series is determined by the number of transitions (c/c, b/c or c/b) and can be diagrammatically presented by the series of graphs shown up to second order in Fig. 2. Since there is only one bound state in the temporary spectrum there are no possible transitions between bound states.



FIG. 2. The diagrammatic expansion for amplitude (1) up to the second order in the introduced perturbative scheme.

To first order only processes with a single transition, necessarily of c/c type, participate. These may be elastic or inelastic. In the inelastic case the final energy is given as: $\epsilon_f = \sqrt{\epsilon_i^2 + n}$ where n takes the values $n = \pm 1, \pm 2, \dots$ under the restriction that $\epsilon_i^2 + n$ remains positive. This is a consequence of the periodic driving [4] valid for all orders of the proposed perturbation expansion (real “multi-photon” exchange). Before going on with the explicit calculation of the transmission amplitude (1) it is useful to present the matrix elements for the building blocks of the contributing sub-processes.

Continuum-continuum transitions

The transition amplitude from one continuum state to another has the form:

$$\Phi_{kk'}(\tau) \equiv \frac{1}{\hbar\omega} \langle k^{(\pm)}(\tau) | i\hbar\partial_\tau | k'^{(\pm)}(\tau) \rangle = \frac{i}{\pi} \dot{g}_\tau \frac{e^{i(\theta_{k'}(\tau) - \theta_k(\tau))}}{(g_\tau^2 + k^2)^{1/2} (g_\tau^2 + k'^2)^{1/2}} \frac{kk'}{k^2 - (k' + i\eta)^2} \quad (14)$$

with $\theta_k(\tau) = \arctan(\frac{g_\tau}{k})$. The superscript (\pm) is omitted in $\Phi_{kk'}(\tau)$ since the r.h.s. of eq. (14) is independent of these signs. As expected the diagonal term $k = k'$ diverges and needs to be regularized. We adopt the usual *box regularization* in order to define a regularized Berry phase:

$$\langle k^{(\pm)}(\tau) | i\hbar\partial_\tau | k^{(\pm)}(\tau) \rangle_{reg} \equiv \frac{2\pi}{V} \langle k^{(\pm)}(\tau) | i\hbar\partial_\tau | k^{(\pm)}(\tau) \rangle = \frac{1}{\hbar\omega} \gamma_k(\tau) = -\frac{1}{\hbar\omega} \dot{g}_\tau \frac{k}{g_\tau^2 + k^2} \quad (15)$$

where $\frac{V}{2\pi} = \int_V \frac{d\xi}{2\pi} = \delta_R(0)$ with $\delta_R(0)$ being the delta function regularized on a finite volume V . With this choice η in eq. (14) is finite fulfilling $\eta V \propto 1$. After including also the off

diagonal terms we get the general, regularized expression, for $\Phi_{kk'}(\tau)$:

$$\Phi_{kk'}(\tau) = \frac{1}{\hbar\omega} \left(\langle k^{(\pm)}(\tau) | i\hbar\partial_\tau | k'^{(\pm)}(\tau) \rangle - \gamma_k(\tau)\delta(k - k') \right) \quad (16)$$

with $\delta(k - k')\Phi_{kk'}(\tau) = 0$.

Continuum-bound state transitions

Denoting with $|b(\tau)\rangle$ the unique bound state of the potential (existing only for $\tau \in (2\pi m, 2\pi m + \pi)$ with $m = 0, \pm 1, \pm 2, \dots$) we can express the c/b transition as:

$$\Phi_{bk}(\tau) = \frac{1}{\hbar\omega} \langle b(\tau) | i\hbar\partial_\tau | k^{(\pm)}(\tau) \rangle = -2ik \sqrt{\frac{g_\tau}{2\pi(g_\tau^2 + k^2)^{3/2}}} \dot{g}_\tau e^{i\theta_k(\tau)} \quad (17)$$

Obviously the b/c transition amplitude Φ_{kb} is the complex conjugate of Φ_{bk} .

The zero-order approximation of the scattering amplitude (1) is given as:

$$S_{fi}^{(0)} = -ie^{i(\epsilon_f\tau_f - \epsilon_i\tau_i)} [\Delta_b^{(0)}(\tau_f, \tau_i) \langle k_f | b \rangle \langle b | k_i \rangle - \int_0^\infty dk \Delta_k^{(0)}(\tau_f, \tau_i) (\langle k_f | k^{(+)}(\tau_f) \rangle \langle k^{(+)}(\tau_i) | k_i \rangle + (+ \leftrightarrow -))] \quad (18)$$

In eq.(18) $\Delta_b^{(0)}$ is the propagator in the bound state while $\Delta_k^{(0)}$ is the propagator in a continuum state. The causal form of the latter reads:

$$\Delta_k^{(0)}(\tau_f, \tau_i) = i\theta(\tau_f - \tau_i) e^{-i \int_{\tau_i}^{\tau_f} d\tau_1 [\epsilon_k - 2\gamma_k(\tau_1)]} \quad (19)$$

The bound-state propagator is, in the interval $0 < \tau, \tau' < 2\pi$, the solution of the Green's equation:

$$[i\partial_\tau - \epsilon_b(\tau)] \Delta_b^{(0)}(\tau, \tau') = -\delta(\tau - \tau') \quad (20)$$

The causal solution of eq.(20) is:

$$\Delta_b^{(0)}(\tau, \tau') = i\theta(\tau - \tau') e^{-i \int_{\tau'}^{\tau} d\tau_1 \epsilon_b(\tau_1)} \quad (21)$$

while the solution obeying the periodic boundary condition $\Delta_b^{(0)}(\tau, \tau') = \Delta_b^{(0)}(\tau + 2\pi n, \tau')$ ($n = 0, \pm 1, \pm 2, \dots$) reads:

$$\Delta_b^{(0)}(\tau, \tau') = i \sum_{m=-\infty}^{\infty} \theta(\tau - \tau' - 2\pi m) e^{-i \int_{\tau'}^{\tau + 2\pi m} d\tau_1 \epsilon_b(\tau_1)} \quad (22)$$

In obtaining the S -matrix amplitude one has to perform the limits $\tau_i \rightarrow -\infty$, $\tau_f \rightarrow \infty$. For simplicity we will assume here $g(\tau) = g_0 \sin \tau$. Thus a consistent treatment requires

$\tau_f = -\tau_i = \lim_{N \rightarrow \infty} \frac{N\pi}{\omega}$ such that $g(\tau_f) = g(\tau_i) = 0$. In this case the zero-order contribution to the scattering amplitude is trivial containing no transitions (free transmission). We will use in the following the notation (nt, mc, lb) for the classification of the contribution of the various sub-processes to the S -matrix. nt means that the considered sub-process contains in total n transitions. From these n transitions m are of c/c type while l are of b/c or c/b type. Using this notation we write:

$$S_{fi}^{(0t,0c,0b)} = \delta(k_f - k_i). \quad (23)$$

The first order term, containing a single c/c transition, becomes:

$$S_{fi}^{(1t,1c,0b)} = -ie^{i(\epsilon_f \tau_f - \epsilon_i \tau_i)} \int_{-\infty}^{\infty} d\tau_1 \Delta_{k_f}^{(0)}(\tau_f, \tau_1) \Phi_{k_f k_i}(\tau_1) \Delta_{k_i}^{(0)}(\tau_1, \tau_i) \quad (24)$$

Obviously there are no first order processes involving a single b/c or c/b transition since the outgoing and incoming states belong necessarily to the continuum spectrum (positive energy). Eq. (24) can be rewritten as:

$$S_{fi}^{(1t,1c,0b)} = 2\pi i \sum_{n \neq 0} \frac{A_{k_f k_i}(n)}{|k_f|} \delta(k_f - \sqrt{k_i^2 + 2n}) + (k_f \rightarrow -k_f) \quad (25)$$

with:

$$e^{2i\theta_{k_f}(\tau)} \Phi_{k_f k_i} e^{-2i\theta_{k_i}(\tau)} = \sum_{n=-\infty}^{\infty} A_{k_f k_i}(n) e^{-in\tau}$$

and therefore

$$A_{k_f k_i}(n) = \int_0^{2\pi} \frac{d\tau}{2\pi} \left[e^{2i\theta_{k_f}(\tau)} \Phi_{k_f k_i} e^{-2i\theta_{k_i}(\tau)} \right] e^{in\tau} \quad (26)$$

Since the renormalized c/c transition obeys:

$$\Phi_{k_f k_i} \delta(k_f - k_i) = 0$$

the term $n = 0$ is not included in the sum of eq. (25). The calculation of the amplitude $A_{k_f k_i}$, introduced to describe the S -matrix contribution of the c/c transitions, is straightforward and leads to the expression:

$$A_{k_f k_i}(n) = \frac{i}{\pi} \frac{k_f k_i}{k_f^2 - k_i^2} \frac{1}{k_f + k_i} [q_{k_i}(|n|) - (-1)^n q_{k_f}(|n|)] s(n) \\ s(n) = \theta(n) - (-1)^n \theta(-n) \quad , \quad q_k(n) = \frac{1}{g_0^n} (\sqrt{k^2 + g_0^2} - k)^n \quad (27)$$

with $A_{k_f k_i}(0) = 0$. The various n contributing to the sum in eq. (25) correspond to the usual higher Floquet modes. As it can be seen from eq. (27) the amplitude $A_{k_f k_i}$ for the

inelastic continuum-continuum transitions decays exponentially with $|n|$ for $\frac{g_0}{k_<} < 1$ (where $k_< = \min(k_f, k_i)$):

$$A_{k_f k_i}(n)_{g_0 \rightarrow 0} \approx \left(\frac{g_0}{k_<} \right)^{|n|} \quad (28)$$

in accordance with the fast convergence of the Floquet sum observed (but not explained) in the analysis of the dynamics of the oscillating delta-barrier in the literature. It must be noticed here, that, for $\frac{g_0}{k_<} > 1$, although the approximation (28) does not hold, the perturbative expansion is still valid. The reason is that, also in this case, the contribution of the diagrams with increasing number of transitions decreases. Since the dimensionless coupling g_0 is given by the original coupling multiplied by a factor proportional to $\omega^{-1/2}$ our treatment is necessarily non-adiabatic and becomes exact either in the weak coupling or in the rapid oscillations (very large oscillation frequency ω) limit. One important issue to be noticed here is that the expansion of the S -matrix in terms of the number of transitions, as described above, allows the decomposition of the transmission process into elementary sub-processes giving a consistent meaning to our approximation procedure. The emerging perturbative scheme can also be understood in terms of an expansion in powers of the ratio $\frac{g_0}{k_i}$ of the coupling g_0 over magnitude of the incoming wave vector k_i . As can be directly confirmed from eqs. (16) and (17), the c/c transitions are of order $\frac{g_0}{k_i}$ while c/b or b/c transitions are of order $\left(\frac{g_0}{k_i} \right)^{3/2}$. The magnitude of the various diagrammatic contributions to the S -matrix is then quantified by the leading power of $\frac{g_0}{k_i}$, a power that increases as the number of transitions increases.

In the next order (two transitions) the c/b or b/c transitions are also possible. Typically, the corresponding sub-process is demonstrated by the fourth diagram on the right hand side shown in Fig. 2. The contribution of this term to the amplitude S_{fi} is given as:

$$S_{fi}^{(2t,0c,2b)} = i \int_{-\infty}^{\infty} d\tau_2 \int_{-\infty}^{\tau_2} d\tau_1 e^{i(\epsilon_f \tau_2 - \epsilon_i \tau_1)} e^{2i\theta_{k_f}(\tau_2)} \Phi_{k_f b}(\tau_2) \Delta_b^{(0)}(\tau_2, \tau_1) \Phi_{b k_i}(\tau_1) e^{-2i\theta_{k_i}(\tau_1)} \theta(k_f) \quad (29)$$

This amplitude is non-zero only if the time variables are in the region $(2\pi\nu, \pi + 2\pi\nu)$. The needed bound-state propagator fulfils the periodic boundary condition: $\Delta_b^{(0)}(\tau_2, \tau_1) = \Delta_b^{(0)}(\tau_2 + 2\pi m, \tau_1)$ ($m = 0, \pm 1, \dots$) and is given by eq. (22) where the allowed number of terms which must be summed up, depends on the difference $\tau_2 - \tau_1$. These facts complicate the calculation of the amplitude (29). We can considerably simplify things by replacing the time-dependent bound-state energy, in the framework of our approximation scheme, by its

mean value over a period:

$$\bar{\epsilon}_b = \frac{1}{2\pi} \int_0^{2\pi} d\tau \epsilon_b(\tau) = -\frac{1}{8}g_0^2 \quad (30)$$

This approximation is a first order estimation, being justified in the case of very fast or very slow (static limit) oscillations of the potential which lead to an effective, time-independent, bound-state energy. Higher order corrections can be obtained by expanding the bound-state wave function around the effective coupling value $\frac{g_0}{2}$. Following this scheme the b/c transition amplitude becomes in first order:

$$\bar{\Phi}_{kb}(\tau) = 2ik \sqrt{\frac{g_0}{4\pi}} \frac{\dot{g}_\tau}{k - ig_0/2} \frac{e^{-2i\theta_k(\tau)}}{k^2 + g_\tau^2} \quad (31)$$

Introducing now the Fourier transformations:

$$\begin{aligned} e^{2i\theta_{k_f}(\tau)} \bar{\Phi}_{k_fb}(\tau) &= \sum_{n=-\infty}^{\infty} B_{k_fb}(n) e^{-in\tau} \\ \bar{\Phi}_{bk_i}(\tau) e^{-2i\theta_{k_i}(\tau)} &= \sum_{n=-\infty}^{\infty} B_{bk_i}(n) e^{-in\tau} \end{aligned} \quad (32)$$

with:

$$\begin{aligned} B_{k_fb}(n) &= \frac{1}{2\pi} \int_0^{2\pi} d\tau e^{2i\theta_{k_f}(\tau)} \bar{\Phi}_{k_fb}(\tau) e^{in\tau} \\ B_{bk_i}(n) &= \frac{1}{2\pi} \int_0^{2\pi} d\tau \bar{\Phi}_{bk_i}(\tau) e^{-2i\theta_{k_i}(\tau)} e^{in\tau} \end{aligned} \quad (33)$$

we obtain for the amplitude $B_{kb}(n)$:

$$B_{kb}(n) = i \sqrt{\frac{g_0}{4\pi}} \frac{1}{k - ig_0/2} q_k(|n|) [1 - (-1)^n] = B_{bk}^*(-n) \quad (34)$$

where $q_k(n)$ is given in eq. (27). It is straightforward to show that also the b/c transition amplitudes $B_{kb}(n)$ decay exponentially with the Floquet index n when the applied perturbation scheme is valid, i.e.:

$$|B_{kb}(n)|_{g_0 \rightarrow 0} \approx \frac{1}{\sqrt{k}} \left(\frac{g_0}{k}\right)^{|n| + \frac{1}{2}} \quad (35)$$

Using the expressions (32) we can calculate the contribution of the c/b or b/c transitions corresponding to the third diagram on the right hand side of Fig. 2 to the S -matrix as follows:

$$S_{fi}^{(2t,0c,2b)} = -2\pi i \sum_{n=-\infty}^{\infty} \frac{B_{k_fk_i}(n)}{|k_f|} \theta(k_f) \delta(k_f - \sqrt{k_i^2 + 2n}) + (k_f \leftrightarrow -k_f) \quad (36)$$

where

$$B_{k_f k_i}(n) = \sum_{n_0=-\infty}^{\infty} \frac{B_{k_f b}(n+n_0)B_{bk_i}(-n_0)}{\tilde{\epsilon}_i - n_0 + i\eta} \quad (37)$$

and $\tilde{\epsilon}_i = \epsilon_i - \bar{\epsilon}_b$. The small parameter η in the denominator of (37) is introduced in order to ensure convergence for $\tau_i \rightarrow -\infty$ and is equivalent to the demand that the continuum Green's functions vanish in this limit. In the absence of η the amplitude $B_{k_f k_i}$ possesses a pole at $\tilde{\epsilon}_i = n_0$. The occurrence of the pole is, from a mathematical point of view, a result of the perturbative expansion. In fact, the time-dependence of the potential produces an effective Hamiltonian containing an infinite series of geometrical phases [19]. These terms are the origin of a non-vanishing imaginary part η^R that naturally appears when higher order terms, involving virtual transitions between the continuum and the bound state (virtual “multi-photon” exchange), are summed up. As a consequence the denominator of the amplitude (37) never vanishes on the real axis of the energy. At the same time these higher order terms shift the energy $\tilde{\epsilon}_i$ by $\delta\epsilon$. This is equivalent with a change in the effective bound state energy of the form:

$$\bar{\epsilon}_b \rightarrow \bar{\epsilon}_b^R = -\frac{1}{8}g_0^2 - \delta\epsilon \quad (38)$$

Including the higher order corrections in (37) we obtain a normalized redefinition of the continuum-bound-continuum (c/b/c) transition:

$$B_{k_f k_i}(n) \rightarrow B_{k_f k_i}^R(n) = \sum_{n_0=-\infty}^{\infty} \frac{B_{k_f b}(n+n_0)B_{bk_i}(-n_0)}{\tilde{\epsilon}_i^R - n_0 + i\eta_n^R} Z_n \quad (39)$$

where Z_n is a normalization factor and $\tilde{\epsilon}_i^R, \eta^R$ are the corrected values. In Appendix A we shall present the detailed calculation of the renormalized factors indicating the significance of the virtual “multi-photon” exchange processes. Here it suffices to note that in the limit $\frac{g_0}{k_i} < 1$ we have $B_{k_f b}(n+n_0)B_{bk_i}(-n_0) \sim O(g_0^{|n+n_0|+|n_0|+1})$ which in turn means that, at least, $B_{k_f k_i} \sim O(g_0^3)$ (for $n = 0, n_0 = \pm 1$ or $n = n_0 = -1$). On the other hand the behaviour of the corrected factors in the denominator of (39) depends only weakly on n and n_0 (see eq. (A4) and the discussion below this equation in Appendix A): $\bar{\epsilon}_b^R \sim O(g_0^2), \eta^R \sim O(g_0^3)$. As a consequence, the corrected values play an essential role only when the incoming energy is close to an integer value.

The expression (39) is finite and well-behaved for all the values of the incoming energy. However when the energy of the incoming particles differs from the effective bound-state energy by a positive integer the probability amplitude to arrive at the final state passing

through the bound state has a sharp maximum. The impact of this maximum on the transmission properties will be discussed below. To complete the calculation of the S -matrix with two transitions we have to calculate also the contribution of the second diagram on the right hand side of Fig. 2 containing two c/c transitions. After some straightforward steps we obtain:

$$S_{fi}^{(2t,2c,0b)} = -4\pi i \sum_{n=-\infty}^{\infty} \Gamma_{k_f k_i}(n) \frac{\theta(k_f)}{|k_f|} \delta(k_f - \sqrt{k_i^2 + 2n}) \quad (40)$$

with:

$$\Gamma_{k_f k_i}(n) = \int_0^{\infty} dk \sum_{l=-\infty}^{\infty} \frac{A_{k_f k}(n-l) A_{k k_i}(l)}{\epsilon_i - \epsilon_k + l + i0^+} \quad (41)$$

and $A_{kk'}$ given by (27). Due to the integration over k the regularizing imaginary part in the denominator of eq. (41) can be taken as zero. It can be further confirmed, both numerically and analytically (see Appendix B), that the imaginary part of the above amplitude

$$\Im \Gamma_{k_f k_i}(n) = -\pi \sum_{\substack{l=-\infty \\ k_i^2 + 2l \geq 0}}^{\infty} \frac{1}{|k_l|} A_{k_f k_l}(n-l) A_{k_l k_i}(l) \quad ; \quad k_l = \sqrt{k_i^2 + 2l}$$

which is controlled by the pole at $\epsilon_k = \epsilon_i + l$ dominates over its real part

$$\Re \Gamma_{k_f k_i}(n) = Pr \int_0^{\infty} dk \sum_{l=-\infty}^{\infty} \frac{A_{k_f k}(n-l) A_{k k_i}(l)}{\epsilon_i - \epsilon_k + l}$$

that avoids the pole (Pr denotes the principal value integration). In the case $\frac{g_0}{k_i} < 1$, the imaginary part is of order $O(g_0^{|n-l|+|l|})$ which, for $n = 0$, $l = \pm 1$, is of order $O(g_0^2)$, while the real part is, at least, of order $O(g_0^4)$.

Already at this general stage of the analysis one can gain some insight into the expected behaviour of the transmission coefficient. Whenever a propagator is contained in a diagram contributing to the transmission amplitude we observe the appearance of denominators which are in fact associated with the $\frac{1}{\hat{H}_0 - E}$ factors occurring in the expansion (10). These denominators are mainly responsible for resonant structures in the transmission coefficient. The most important contributions come from diagrams involving propagators close to the incoming and outgoing states since in this case a pole structure in the complex energy plane emerges. If the propagators are bracketed between transitions which do not involve the incoming or the outgoing state then the pole structure is integrated out leading to a smoother contribution to the transmission coefficient. However, the effects of these denominators is

also controlled by the transition amplitudes which occur in the numerator and play the role of residues in the final expression for the contribution of a given diagram. This interplay between propagation and transition (poles and residues) determines the overall behaviour of the transmission coefficient.

IV. TRANSMISSION PROPERTIES

Having calculated the amplitudes of all sub-processes involving up to two transitions it is straightforward to calculate the associated S -matrix amplitude up to this order. In general for scattering off a potential varying periodically with time the S -matrix amplitude is given as:

$$S_{fi} = T_{ii}(0)\delta(k_f - k_i) + R_{ii}(0)\delta(k_f + k_i) + \sum_{n \neq 0} \left[T_{fi}(n)\delta(k_f - \sqrt{k_i^2 + 2n}) + R_{fi}(n)\delta(k_f + \sqrt{k_i^2 + 2n}) \right] \quad (42)$$

where $T_{ii}(0)$, $T_{fi}(n)$ are respectively the elastic and inelastic transmission amplitudes while $R_{ii}(0)$, $R_{fi}(n)$ are the corresponding reflection amplitudes. They can be expressed in terms of the calculated sub-processes as follows:

$$\begin{aligned} T_{ii}(0) &= 1 - \frac{2\pi i}{|k_i|} B_{k_i k_i}^R(0) - \frac{4\pi i}{|k_i|} \Gamma_{k_i k_i}(0) + \dots \\ R_{ii}(0) &= -\frac{2\pi i}{|k_i|} B_{-k_i k_i}^R(0) - \frac{4\pi i}{|k_i|} \Gamma_{-k_i k_i}(0) + \dots \\ n \neq 0: \quad T_{fi}(n) &= \frac{2\pi i}{|k_f|} A_{k_f k_i}(n) - \frac{2\pi i}{|k_f|} B_{k_f k_i}^R(n) - \frac{4\pi i}{|k_f|} \Gamma_{k_f k_i}(n) + \dots \\ n \neq 0: \quad R_{fi}(n) &= \frac{2\pi i}{|k_f|} A_{-k_f k_i}(n) - \frac{2\pi i}{|k_f|} B_{-k_f k_i}^R(n) - \frac{4\pi i}{|k_f|} \Gamma_{-k_f k_i}(n) + \dots \end{aligned} \quad (43)$$

The total transmission coefficient is obtained as:

$$T_{tot}(\epsilon_i) = |T_{ii}(0)|^2 + \sum_{\substack{n=-\infty \\ n \neq 0}}^{\infty} \frac{|k_f(n)|}{k_i} |T_{fi}(n)|^2$$

Contribution of continuum-continuum versus continuum-bound state (or b/c) transitions

The decomposition (43) allows us to isolate the contribution to the transmission of the sub-processes involving c/b or b/c transitions and to compare with the corresponding contribution of sub-processes involving exclusively c/c transitions. This is not possible in any other approach. In addition, as in Floquet theory, we can also here discriminate between

elastic and inelastic contributions to the transmission. Let us first concentrate on the dominating elastic transmission channel. According to eq. (43) the elastic part of the transmission coefficient is given as:

$$\begin{aligned}
T_{ii}(0) &= 1 - \frac{2\pi i}{|k_i|} B_{k_i k_i}^R(0) - \frac{4\pi i}{|k_i|} \Gamma_{k_i k_i}(0) + \dots \\
&= 1 - \frac{2\pi i}{|k_i|} \sum_{n_0} \frac{B_{k_i b}(n_0) B_{b k_i}(-n_0)}{\tilde{\epsilon}_i^R(n_0) - n_0 + i\eta_0^R(n_0)} Z_0 - \frac{4\pi i}{|k_i|} \Gamma_{k_i k_i}(0) + \dots
\end{aligned} \tag{44}$$

The discussion below eqs. (39) and (41) indicates that the dominant contributions in (44) are due to the $\Re B_{k_i k_i}^R(0)$ and $\Im \Gamma_{k_i k_i}(0)$ for all values of the incoming energy ϵ_i except for $\epsilon_i \approx n_0 - |\tilde{\epsilon}_b^R|$ where the $\Im B_{k_i k_i}^R(0)$ dominates. Thus it is suggestive to define the relative weight $w_0(\epsilon)$ of contributions to the transmission coefficient involving transitions between the continuum and the bound state to contributions involving exclusively transitions between continuum states as follows:

$$w_0(\epsilon_i) = \frac{|2\pi \Re B_{k_i k_i}^R(0)|}{|k_i + 4\pi \Im \Gamma_{k_i k_i}(0)|}$$

In Fig. 3 we plot for illustration w_0 as a function of the incoming energy ϵ_i for two different values of the coupling g_0 . We see that the processes involving c/c transitions dominate for the complete energy regime except of a small region around the integer value $\epsilon_i = 1$.

Existence of a single transmission zero

The dramatic increase of the amplitude of the sub-processes involving transitions between continuum and the bound state around the integer value 1 of the incoming energy has important consequences on the behaviour of the transmission coefficient with varying energy (see the inset in Fig. 3). To clarify this let us analyse the elastic channel in more detail. In eq. (44) the first term corresponds to free transmission, the second to sub-processes with two transitions involving one c/b and one b/c transition, while the third term involves two c/c transitions. The numerator of the second term is of order $O(g_0^3)$ while the third term is always of the order of $O(g_0^2)$ [?]. The most interesting behaviour is associated with the denominator of the second term. As already discussed, the imaginary part η_0^R is of order $O(g_0^3)$ (since it does not occur for sub-processes up to $O(g_0^2)$). Therefore whenever $\tilde{\epsilon}_i^R = n_0$ the second term becomes of order one ($O(g_0^0)$) and dominates. In this case the exact value of η_0^R is crucial since the second term becomes proportional to $\frac{1}{\eta_0^R}$. Within our approach it can be determined by going to higher order terms containing more than two transitions

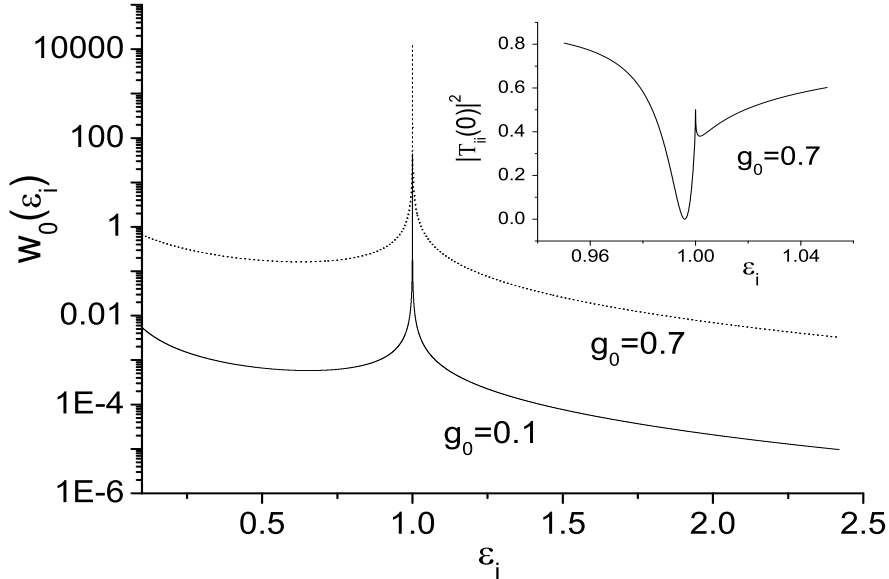


FIG. 3. The relative weight w_0 of the contribution of sub-processes involving continuum-bound state transitions to those involving exclusively continuum-continuum transitions to the elastic part of the transmission coefficient as a function of the incoming energy. Two values of the coupling g_0 are used: 0.1 (solid line) and 0.7 (dotted line). The inset displays the elastic part of the transmission coefficient in an energy domain around $\epsilon_i = 1$ for $g_0 = 0.7$.

involving the bound state. Since the number of transitions between continuum and bound state is always even, the next to leading order contains necessarily four such transitions. The calculation of the contribution to the S -matrix amplitude of diagrams involving four transitions between continuum and the bound state is straightforward but lengthy and is not presented here. The final result up to the order $O(g_0^4)$ is obtained through the summation of terms originating from diagrams with four and six transitions in total as illustrated in Fig. 4 [?]. The interested reader can find a short description of the calculation in Appendix A.

In the limit $\frac{g_0}{k_i} < 1$, it is straightforward to study the behaviour of the transmission coefficient (44) in the case $\tilde{\epsilon}_i^R = n_0$ which also depends on the value of n_0 . Therefore let us first investigate the case $n_0 = 1$ for effective incoming energies $0 < \tilde{\epsilon}_i^R \leq 1$. When $1 - \tilde{\epsilon}_i^R = O(g_0) \gg \eta_0^R(1)$ both the imaginary part of the denominator as well as the normalization factor in the second term of eq. (44) can be neglected and the elastic part of the transmission

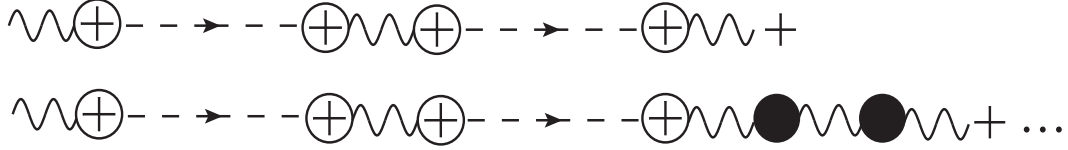


FIG. 4. The diagrams contributing up to the order $O(g_0^4)$ to η_0^R and to the shift in $\tilde{\epsilon}_i^R$. The dots indicate that a sum over all allowed permutations in the 6-transition diagrams must be performed.

is well described by the formula:

$$T_{ii}(0) \approx 1 - \frac{2\pi i}{k_i} \sum_{n_0=\pm 1} \frac{B_{k_i b}(n_0)B_{bk_i}(-n_0)}{\epsilon_i - n_0} + \frac{4\pi}{k_i} \Im \Gamma_{k_i k_i}(0) \quad (45)$$

When $1 - \tilde{\epsilon}_i^R = O(g_0^2)$ the contribution of the real part of the second term increases and being negative leads to a decrease of the transmission amplitude. The effect is maximized when $1 - \tilde{\epsilon}_i^R$ becomes of the order of $O(g_0^4)$. Then the denominator of the second term is controlled, almost exclusively, by η_0^R , which is of the same order of magnitude with the numerator $B_{k_i b}(1)B_{bk_i}(-1) \approx O(g_0^3)$. Thus, in a narrow energy region around $\epsilon_i \approx 1$ the term describing transitions between continuum and bound state dominates (in the considered order of perturbation theory) driving the elastic transmission to zero: $T_{ii}(0) \approx 0$ (for more details see Appendix A). Following a similar reasoning one can show that also the inelastic transmission as well as reflection amplitude become zero in the considered case while the elastic reflection $|R_{ii}(0)| \approx 1$.

When the incoming energy increases beyond the position of the transmission zero the expression (45) for the elastic transmission amplitude is again valid. However, the value of the transmission coefficient will slightly decrease due to the fact that the imaginary part of $\Gamma_{k_i k_i}(0)$ increases with increasing energy and contributes negatively to the transmission amplitude. When the incoming energy is near an integer value $n_0 > 1$, the transmission profile considerably differs from the one around $n_0 = 1$. This is due to the following facts. Firstly the coefficient $B_{k_i b}(n_0)B_{bk_i}(-n_0)$ is exponentially suppressed when n_0 increases and, consequently, the numerator of the second term in eq. (44) becomes of higher and higher order in g_0 . Secondly, $\eta_0^R(n_0)$ is always of order $O(g_0^3)$ almost independently from the definite value of n_0 . Therefore, the second term is always suppressed for $n_0 > 1$ with respect to the other two terms. This is an issue which has not been resolved in the previous literature. In [10] it is mentioned that the residues of the higher resonances considered as poles of

the transmission amplitude in the complex energy plane decrease with increasing energy, however no specific explanation has been provided.

Location of the transmission zero

As already discussed, due to the higher order corrections, the transmission zero does not occur for $\epsilon_i = 1$ but it is slightly shifted to lower values of the incoming energy. In fact, the exact location of the transmission zero is determined by the effective energy $\tilde{\epsilon}_i^R$. Within our treatment it is straightforward to obtain not only η_0^R but also the shift in the effective energy $\tilde{\epsilon}_i^R$ as well as the normalization factor Z_0 appearing in eq. (44):

$$\begin{aligned}\eta_0^R(n_0) &\approx \beta(n_0)(1 + \gamma_0(n_0)) \\ \tilde{\epsilon}_i^R(n_0) &\approx \epsilon_i + \frac{1}{8}g_0^2 + \alpha(n_0) \\ Z_0 &\approx 1 - \frac{2\pi i}{k_i} \left[4i\Im\Gamma_{k_i k_i}(0) - \sum_{l \neq n_0} \frac{B_{k_i b}(-l)B_{b k_i}(l)}{\tilde{\epsilon}_i^R(n_0) - l + i\eta_0^R(n_0)} \right]\end{aligned}\quad (46)$$

with:

$$\begin{aligned}\beta(n_0) &= \sum_l \frac{2\pi}{\sqrt{k_i^2 + 2l}} B_{k_i b}(n_0 + l) B_{b k_i}(-n_0 - l) \\ \gamma_0(n_0) &= \frac{4\pi}{k_i} \Im\Gamma_{k_i k_i}(0) \\ \alpha(n_0) &= 2 \sum_l Pr \int_0^\infty dk \frac{B_{k b}(n_0 + l) B_{b k}(-l - n_0)}{\epsilon_k - \epsilon_i - l}\end{aligned}\quad (47)$$

More details of the calculation of these quantities are given in Appendix A. It is important to notice here that the effect of the higher order corrections leading to the shift of the effective incoming energy and to the appearance of the imaginary part η_0^R in the denominator of the second term in eq. (44) starts to show up in the immediate neighbourhood of the transmission zero, i.e. when $1 - \tilde{\epsilon}_i^R = O(g_0^2)$. In the literature the transmission zero is associated with a Fano resonance [9]. Its exact position however has not been obtained from first principles. In [10] it is estimated by a continued fractions approach. Within our treatment it is in principle possible (see eq. (46) and Appendix A) to obtain the position of the transmission zero to arbitrary accuracy using increasingly order terms in the proposed perturbation scheme. In addition our treatment provides a physical picture for the origin of this shift: it is attributed to a hierarchical sequence of sub-processes involving repetitive transitions of the incoming particle from the continuum to the bound state and back. These can be identified

with a virtual “multi-photon” exchange of the propagating particle with the driving potential. Sub-processes with increasing number of transitions become more and more suppressed.

Further features of the transmission coefficient

In addition to the above analysed transmission zero there occur pronounced local peaks in the transmission coefficient with increasing incoming energy. A typical structure is shown in Fig. 5(a) where a zoom in the region around the zero of the transmission coefficient in the elastic channel is performed. This structure is attributed to the competition between the real part of the second term in eq. (44) and the contribution proportional to $\Im\Gamma_{k_i k_i}(0)$ contained in the third term. The later possesses a cusp at $\epsilon_i = 1$ (see Appendix B and Fig. 5(b)) and contributes destructively (negative sign) in the transmission amplitude while the former decreases rapidly as the incoming energy increases beyond the transmission zero value. Depending on the position of the transmission zero with respect to the value 1 where the discontinuity of $\Im\Gamma_{k_i k_i}(0)$ is located, this competition may lead to a pronounced effect (the observed peak structure) or not. For the occurrence of the peak structure the distance between transmission zero and $\epsilon_i = 1$ should be at least of the order of g_0^2 . It must be noticed that the discontinuity in $\Im\Gamma_{k_i k_i}(0)$ is a consequence of integrated poles in the corresponding S -matrix amplitudes.

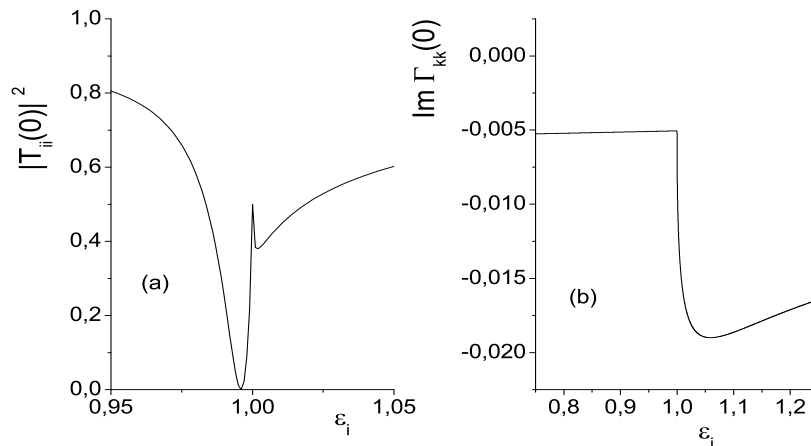


FIG. 5. (a) The elastic part of the transmission coefficient as a function of the incoming energy for $g_0 = 0.7$ in the region around the transmission zero and (b) $\Im\Gamma_{k_i k_i}(0)$ as a function of the incoming energy in the same region.

V. CONCLUDING REMARKS

In the present work we have developed a perturbative scheme for the calculation of the S -matrix for a scattering problem involving a time-dependent external potential. Our approach is inspired by the treatment of scattering in quantum field theory and contains as a key ingredient a temporary base description of the transition amplitudes. The order of each term in the perturbative expansion is determined by the number of transitions between different states of the temporary static spectrum. We have applied this approach to the case of a delta function with harmonically oscillating strength. Here the temporary spectrum may contain also a single bound state. An interesting feature of the developed perturbation method is that the transitions between a continuum state of the temporary spectrum and the bound state depend on a different power of the coupling of the potential than the transitions between two continuum states. Therefore the perturbative approach has to be applied with special care in order to avoid artefacts. The proposed scheme has several advantages providing a tool for a detailed study of the scattering process based on the intuitive particle picture instead of the usual wave picture which is implied by the Floquet method or the direct integration of the Schrödinger equation. These advantages are here demonstrated by establishing a systematic procedure for the exact calculation of the transmission zero associated with the appearance of a Fano resonance in the considered system. In addition, within the proposed scheme, it is possible to show that the transition amplitudes of the inelastic channels decrease exponentially with increasing order in the Floquet expansion (real “multi-photon” exchange) a fact that explains the appearance of only one resonant energy in the transmission coefficient. Furthermore our approach reveals the significance of virtual “multi-photon” exchange processes which are responsible for a slight shift of the location of the transmission zero. Finally the developed method enables also the detailed analysis of local peak structures occurring in the dependence of the transmission coefficient on the incoming energy which cannot be attributed to resonances (poles of the transmission amplitudes) and are usually not investigated in the literature. A disadvantage of the proposed method is that it is technically more demanding than the other existing methods mentioned above possessing several anomalies similar to those of quantum field perturbation theory. However these technical complications are balanced by the deeper insight gained for the considered physical problem opening the perspective of a systematic decomposition of the

time-dependent scattering process in fundamental sub-processes building up the skeleton of transport in driven quantum systems.

Acknowledgments This research has been co-financed by the European Union (European Social Fund - ESF) and Greek national funds through the Operational Program "Education and Lifelong Learning" of the National Strategic Reference Framework (NSRF) - Research Funding Program: Heracleitus II. Investing in knowledge society through the European Social Fund. Further financial support by the Greek Scholarship Foundation IKY in the framework of an exchange program with Germany (IKYDA) is also acknowledged.

-
- [1] A. delCampo, G. Garcia-Calderon and J. G. Muga, *Phys. Rep.* **476**, 1 (2009).
 - [2] A. O. Caldeira and A. J. Leggett, *Annals of Physics* **149**, 374 (1983).
 - [3] R. Bruinsma and P. Bak, *Phys. Rev. Lett.* **56**, 420 (1986).
 - [4] M. Büttiker and R. Landauer, *Phys. Rev. Lett.* **49**, 1739 (1982).
 - [5] E. H. Hauge and J. A. Stovngeng, *Rev. Mod. Phys.* **61**, 917 (1989); E. Eisenberg and Y. Ashkenazy, *Found. Phys.* **27**, 191 (1997); A. V. Pimpale, *Prog. Quant. Elect.* **28**, 345 (2004).
 - [6] M. Switkes, C. M. Marcus, K. Campman and A. C. Gossard, *Science* **289**, 1905 (1999); S. Kohler, J. Lehmann and P. Haenggi, *Phys. Rep.* **406**, 379 (2005).
 - [7] D. A. B. Miller, *Optical Engineering* **26**, 368 (1987); N. H. Bonadeo *et al*, *Science* **282**, 1473 (1998); F. H. L. Koppens *et al*, *Nature* **442**, 766 (2006).
 - [8] A. Pimpale and M. Razavy, *Fortschritte der Physik/Progress of Physics* **39**, 85 (1991); E. Cota, J. V. Jose and F. Rojas, *Nanostructured Materials* **3**, 349 (1993); A. V. Pimpale, *Progress in Quantum Electronics* **28**, 345 (2004).
 - [9] P. F. Bagwell and R. K. Lake, *Phys. Rev. B* **46**, 15329 (1992).
 - [10] D. F. Martinez and L. E. Reichl, *Phys. Rev. B* **64**, 245315 (2001).
 - [11] M. Moskalets and M. Büttiker, *Phys. Rev. B* **68**, 075303 (2003); S. W. Kim, *Int. J. Mod. Phys. B* **18**, 3071 (2004); C. Benjamin, *Eur. Phys. J. B* **52**, 403 (2006); M. M. Mahmoodian, L. S. Braginskii and M. V. Entin, *Phys. Rev. B* **74**, 125317 (2006); M. M. Mahmoodian and M. V. Entin, *EPL* **77**, 67002 (2007); M. M. Makhmudian, M. V. Entin and L. S. Braginskii, *Journal of Experimental and Theoretical Physics* **105**, 495 (2007); M. Moskalets and M. Büttiker, *Phys. Rev. B* **75**, 035315 (2007).

- [12] F. K. Diakonov, P. Kalozoumis, A. I. Karanikas and P. Schmelcher, in preparation.
- [13] D. F. Martinez, L. E. Reichl and G. A. Luna-Acosta, Phys. Rev. **B 66**, 174306 (2002).
- [14] D. J. Tannor, “*Introduction to quantum mechanics, a time-dependent perspective*”, University Science Books, 2007.
- [15] H. Kleinert, “*Path Integrals in Quantum Mechanics, Statistics, Polymer Physics, and Financial Markets*”, World Scientific, Singapore (2009).
- [16] S. N. Storchak, Phys. Lett. **A 161**, 397 (1992); V. V. Dodonov, V. I. Manko and D. E. Nikonov, Phys. Lett. **A 162**, 359 (1992); C. Grosche, Phys. Lett. **A 182**, 28 (1993); S. Albeverio and S. Mazzuchi, Journal of Functional Analysis **238**, 471 (2006); D. Laroze, G. Gutierrez, R. Rivera and J. M. Yanez, Phys. Scr. **78**, 015009 (2008); S. Pepore and B. Sukbot, Indonesian Journal of Physics **21**, 47 (2010).
- [17] A. Balaz *et al*, J. Stat. Mech. (2011) P03004; *ibid* P03005.
- [18] J. Campbell, J. Phys. **A 42**, 365212 (2009).
- [19] K. Fujikawa, Phys. Rev. **D 77**, 045006 (2008).

Appendix A

In this Appendix we shall briefly present the calculations that lead to the corrected values appearing in eq. (39) of the text. To begin with, we note that the need to consider higher order corrections can be understood in terms of the following schematic expansion:

$$\frac{B^2}{(\tilde{\varepsilon}_i + \delta\varepsilon) - n_0 + i(\eta + \delta\eta)} \approx \frac{B^2}{\tilde{\varepsilon}_i - n_0 + i\eta} - \frac{B^2\delta\varepsilon}{(\tilde{\varepsilon}_i - n_0 + i\eta)^2} - i\frac{B^2\delta\eta}{(\tilde{\varepsilon}_i - n_0 + i\eta)^2} + \dots \quad (\text{A1})$$

It is obvious that when $\tilde{\varepsilon}_i \approx n_0$, the corrections $\delta\varepsilon$ and $\delta\eta$ must be taken into account. The first process that contains a double pole term involves in total 4 transitions, all of b/c or c/b type:

$$\begin{aligned} S_{fi}^{(4t,0c,4b)} &\approx -4\pi i \sum_{n,n_1,n_2,n_3} \frac{B_{kfb}(n-n_3)}{\tilde{\varepsilon}_i + n_3 + i\eta} \left[\int_0^\infty dk \frac{B_{bk}(n_3-n_2) B_{kb}(n_2-n_1)}{\varepsilon_i - \varepsilon_k + n_2 + i\eta} \right] \frac{B_{bk_i}(n_1)}{\tilde{\varepsilon}_i + n_1 + i\eta} \\ &\underset{n_1=n_3 \rightarrow -n_0}{\approx} -2\pi i \sum_{n,n_0} \frac{B_{kfb}(n+n_0) B_{bk_i}(-n_0)}{(\tilde{\varepsilon}_i - n_0 + i\eta)^2} [-\alpha(n_0) - i\beta(n_0)] \end{aligned} \quad (\text{A2})$$

In the last expression we wrote:

$$\alpha(n_0, \varepsilon_i) \equiv 2 \sum_l \text{Pr} \int_0^\infty dk \frac{B_{kb}(n_0 + l) B_{bk}(-l - n_0)}{\varepsilon_k - \varepsilon_i - l} \quad (\text{A3})$$

and

$$\beta(n_0, \varepsilon_i) \equiv \sum_l \frac{2\pi}{k_l} B_{k_l b}(n_0 + l) B_{b k_l}(-l - n_0), \quad \left(k_l = \sqrt{k_i^2 + 2l}\right) \quad (\text{A4})$$

Comparing eq. (A2) with the expansion (A1) we get the corrected quantities appearing in the text:

$$\tilde{\varepsilon}_i^R(n_0) \approx \varepsilon_i + \frac{1}{8}g^2 + \alpha(n_0, \varepsilon_i) \quad (\text{A5})$$

$$\eta_{n_0}^R \approx \beta(n_0, \varepsilon_i) \quad (\text{A6})$$

Some comments are in order at this point. The function α corrects the pole position:

$$\varepsilon_i = n_0 - \frac{1}{8}g^2 - \alpha(n_0, \varepsilon_i) \quad (\text{A7})$$

Its leading behaviour in the limit $g_0/k_i < 1$ is obtained for $n_0 + l = \pm 1$ and it is almost independent of n_0 , having the form:

$$\alpha \approx -g^2 \alpha_1 - g^4 \alpha_2, \quad \alpha_{1,2} > 0 \quad (\text{A8})$$

The non-vanishing value of β (see eq. (A4)) drives to finite values all the terms in the perturbative calculation of the S -matrix. Similarly to α , its leading behaviour, being of order $O(g_0^3)$, is obtained for the combination $n_0 + l = \pm 1$ and it is almost independent of n_0 . This behaviour is responsible for the zero of the elastic transmission amplitude: for $\varepsilon_i \approx 1 - \frac{1}{8}g^2 - \alpha$, the amplitude $\frac{2\pi i}{k_i} B_{k_i k_i}^R(0)$ dominates and being real, positive and of order $O(1)$ cancels the free transmission contribution driving the total amplitude to zero. For $\varepsilon_i \approx n_0 > 1$ the phenomenon is suppressed since $B_{k_i k_i}^R(0) \sim O(g_0^{2(n_0-1)})$.

For the quantitative analysis of the scattering process, in the energy region in which the ‘‘pole’’ behaviour is visible, one needs a more exact value of β and this calls for corrections coming from higher order processes. The 5-transitions amplitude that contains 4 b/c or c/b transitions and one c/c transition, gives a higher order correction of the pole position and we shall not discuss it here. On the other hand the 6-transitions amplitude with 4 b/c or c/b and two c/c transitions contributes to η , that is to the imaginary part of $B_{k_f k_i}^R(n)$:

$$S_{fi}^{(6t,2c,4b)} \approx -2\pi i \sum_{n_0} \frac{B_{k_ib}(n+n_0) B_{bk_i}(-n_0)}{(\tilde{\varepsilon}_i - n_0 + i\eta)^2} [-i\gamma_n(n_0) \beta(n_0)] \quad (\text{A9})$$

where

$$\gamma_n(n_0) \equiv \frac{2\pi}{k_i} \Im \left[\Gamma_{k_ik_i}(0) + \frac{B_{k_ib}(n_0)}{B_{k_fb}(n+n_0)} \Gamma_{k_fk_i}(n) \right] \quad (\text{A10})$$

Combining the above results with eq. (A2) we find :

$$\eta_n^R \approx \beta(n_0) [1 + \gamma_n(n_0)] \quad (\text{A11})$$

For the elastic channel $n = 0$ the last result is apparent in eq. (46). When the incoming energy is at the realm of the ‘‘pole’’, higher order corrections of the pole residue, coming from first order poles in the 3-transitions amplitude with two b/c or c/b and one c/c transitions and in the 4-transitions amplitude with 2 b/c or c/b and 2 c/c transitions, must be taken into account:

$$S_{fi}^{(3t,1c,2b)} + S_{fi}^{(4t,2c,2b)} \approx -2\pi i \sum_{n_0} \frac{B_{k_fb}(n+n_0) B_{bk_i}(-n_0)}{\tilde{\varepsilon}_i - n_0 + i\eta} (Z_n - 1) \quad (\text{A12})$$

where

$$Z_n \approx 1 - \frac{2\pi i}{k_i} \left[2\Gamma_{k_ik_i}(0) + \frac{B_{k_ib}(n_0)}{B_{k_fb}(n+n_0)} (2\Gamma_{k_fk_i}(n) - A_{k_fk_i}(n)) - \sum_{l \neq -n_0} \frac{B_{k_fb}(n-l) B_{bk_i}(l)}{\tilde{\varepsilon}_i + l + i\eta} \frac{B_{k_ib}(n_0)}{B_{k_fb}(n+n_0)} \right] \quad (\text{A13})$$

Combining the results of eqs. (A5), (A11) and (A13) we find the normalised contribution of the b/c or c/b transitions to the scattering process as given in eq. (39):

$$B_{k_fk_i}^R(n) = \sum_{n_0=-\infty}^{\infty} \frac{B_{k_fb}(n+n_0) B_{bk_i}(-n_0)}{\varepsilon_i^R(n_0) - n_0 + i\eta_n^R(n_0)} Z_n \quad (\text{A14})$$

The above formulas capture the non-trivial behaviour of the scattering amplitude in the vicinity of a ‘‘pole’’. For example, the zero of the elastic transmission amplitude in the region $|1 - \varepsilon_i^R| \ll \eta_0^R$ is easily verified:

$$\begin{aligned}
T_{ii}(0) &\approx 1 - \frac{2\pi i}{k_i} \sum_{l \neq 1} \frac{B_{k_i b}(l) B_{bk_i}(-l)}{\varepsilon_i - l} - \frac{2\pi i}{k_i} \frac{B_{k_i b}(1) B_{bk_i}(-1)}{i\eta^R(1)} Z_0 + \frac{4\pi}{k_i} \Im \Gamma_{k_i k_i}(0) \approx \\
&\approx 1 - \frac{2\pi i}{k_i} \sum_{l \neq 1} \frac{B_{k_i b}(l) B_{bk_i}(-l)}{\varepsilon_i - l} - \frac{2\pi i}{k_i} \frac{B_{k_i b}(1) B_{bk_i}(-1)}{\frac{2\pi i}{k_i} B_{k_i b}(1) B_{bk_i}(-1) \left[1 + \frac{4\pi}{k_i} \Im \Gamma_{k_i k_i}(0)\right]} \times \\
&\times \left[1 + \frac{8\pi}{k_i} \Im \Gamma_{k_i k_i}(0) - \frac{2\pi i}{k_i} \sum_{l \neq 1} \frac{B_{k_i b}(l) B_{bk_i}(-l)}{\varepsilon_i - l}\right] + \frac{4\pi}{k_i} \Im \Gamma_{k_i k_i}(0) \approx 0 \quad (\text{A15})
\end{aligned}$$

It is not difficult to show that in the same energy region and at the same order the inelastic amplitudes also vanish:

$$T_{fi}(n) = R_{fi}(n) \approx -\frac{k_i}{|k_f|} \frac{B_{k_f b}(n+1)}{B_{k_i b}(1)} \left[1 + \frac{2\pi}{k_i} \Im \Gamma_{k_i k_i}(0)\right] \quad (\text{A16})$$

The term $n = 1$ does not contribute since $B(2) = 0$. For $n > 1$ the coefficients

$$R(n) = T(n) \equiv \frac{|k_f|}{k_i} |T_{fi}(n)|^2 \quad (\text{A17})$$

are negligible in comparison to $R(0) \approx 1$.

Appendix B

In Appendix A (and in the main text) it is extensively used that the imaginary part of the amplitude

$$\Gamma_{k_i k_i}(0) = \int_0^\infty dk \sum_{l=-\infty}^\infty \frac{A_{k_i k}(-l) A_{k k_i}(l)}{\varepsilon_i - \varepsilon_k + l + i\eta} \quad (\text{B1})$$

dominates over its real part. Besides the numerical confirmation, we present in this Appendix a direct proof of this statement. Using the expression (27) it is straightforward to obtain:

$$\Im \Gamma_{k_i k_i}(0) = -\frac{k_i^2}{4\pi} \sum_{\substack{l \neq 0 \\ k_l^2 = k_i^2 + 2l \geq 0}} \frac{k_l}{l^2 (k_i + k_l)^2} \left| q_{\bar{k}_l}(|l|) - (-1)^l q_{\bar{k}_i}(|l|) \right|^2 \quad (\text{B2})$$

with:

$$q_{\bar{k}}(|l|) = \left(\sqrt{\bar{k}^2 + 1} - \bar{k} \right)^{|l|}; \quad \bar{k} = k/g_0 \quad (\text{B3})$$

Observing that: $q_{\bar{k}_l}(|l|) \sim (g_0/k_l)^{|l|}$ we immediately find: $\Im \Gamma_{k_i k_i}(0) \sim \left(\frac{g_0}{k_i}\right)^2$. This estimation is valid if $k_l^2 = k_i^2 + 2l > k_i^2$, i.e. if $l > 0$. However, negative values of l are permitted

if the incoming energy is large enough. Thus, every time the incoming energy increases by an integer value, the possibility of an additional negative value of l occurs. For example, if $k_i^2/2 = 1 + O(g_0^2)$ the value $l = -1$ is permitted and, in fact, it gives the dominant contribution to the sum (B2) since $k_l \approx O(g_0)$ and $\Im\Gamma_{k_l k_i}(0) \approx O(g_0)$. This is the technical explanation for the cusp appearing in Fig. 5 of the text. The real part of the amplitude can also be calculated analytically. Using the abbreviations $\lambda_{\bar{k}} = \sqrt{k^2 + 1} - \bar{k}$, $\kappa_{\bar{k}} = \sqrt{k^2 + 1}$,

$\sum_{l'}(\dots) = \sum_{\substack{l \neq 0 \\ k_l^2 = k_i^2 + 2l \geq 0}}(\dots)$ we find that:

$$\Re\Gamma_{k_l k_i}(0) = I_1 + I_2 \quad (\text{B4})$$

The first term on the r.h.s. of the last equation is:

$$I_1 = \frac{k_i^2}{16\pi^2} \sum_{l'} \frac{k_l^2 \ln k_l^2 (A_1 B_1)}{l^2 g_0^3} \quad (\text{B5})$$

where

$$A_1 = q_{\bar{k}_l}(|l|) \left[\frac{1}{\bar{k}_l(\bar{k}_l - \bar{k}_i)} + \frac{(-1)^l}{\bar{k}_l(\bar{k}_l + \bar{k}_i)} \right] - \frac{2}{\bar{k}_l^2 - \bar{k}_i^2} q_{\bar{k}_i}(|l|) \quad (\text{B6})$$

and

$$B_1 = q_{\bar{k}_l}(|l| - 1) (\lambda_{\bar{k}_l}^2 - 1) \left[\frac{1}{\bar{k}_l(\bar{k}_l - \bar{k}_i)} + \frac{(-1)^{l-1}}{\bar{k}_l(\bar{k}_l + \bar{k}_i)} \right] - \frac{2}{\bar{k}_l^2 - \bar{k}_i^2} q_{\bar{k}_i}(|l| - 1) (\lambda_{\bar{k}_i}^2 - 1) \quad (\text{B7})$$

The second term has the form

$$I_2 = -\frac{k_i^4 \ln k_i^2}{4\pi^2} \sum_{l'} \frac{1}{l^2} \frac{(A_2 B_2)}{g_0^3} \quad (\text{B8})$$

with

$$A_2 = \frac{1}{2} \frac{q_{\bar{k}_i}(|l| + 1)}{\kappa_{\bar{k}_i}^2 \bar{k}_i} - \frac{|l| + 1}{2} \frac{q_{\bar{k}_i}(|l|)}{\kappa_{\bar{k}_i} \bar{k}_i} - \frac{\lambda_{\bar{k}_i}^{|l|+1}}{\kappa_{\bar{k}_i}^2 \bar{k}_i} - \frac{1}{4} \frac{q_{\bar{k}_i}(|l|)}{\kappa_{\bar{k}_i}^2 \bar{k}_i} (\lambda_{\bar{k}_i} - \bar{k}_i) + \frac{(-1)^l}{4} \frac{q_{\bar{k}_i}(|l|)}{\bar{k}_i^2} \quad (\text{B9})$$

and

$$B_2 = \frac{q_{\bar{k}_i}(|l|)}{\kappa_{\bar{k}_i}^2 \bar{k}_i} (\lambda_{\bar{k}_i}^2 - 1) - |l| \frac{q_{\bar{k}_i}(|l| - 1)}{\kappa_{\bar{k}_i} \bar{k}_i} (\lambda_{\bar{k}_i}^2 - 1) - 4 \frac{\lambda_{\bar{k}_i}^{|l|+2}}{\kappa_{\bar{k}_i}^2 \bar{k}_i} - \frac{1}{2} \frac{q_{\bar{k}_i}(|l| - 1)}{\kappa_{\bar{k}_i}^2 \bar{k}_i} (\lambda_{\bar{k}_i}^2 - 1) (\lambda_{\bar{k}_i} - \bar{k}_i) + \frac{(-1)^{l-1}}{2} \frac{q_{\bar{k}_i}(|l| - 1)}{\bar{k}_i^2} (\lambda_{\bar{k}_i}^2 - 1) \quad (\text{B10})$$

Observing that $\lambda_{\bar{k}} \sim g_0$, $\kappa_{\bar{k}} \sim 1/g_0$ we immediately show that $A_1 \sim g_0^3$, $B_1 \sim g_0^4$, $A_2 \sim g_0^3$, $B_2 \sim g_0^4$ and consequently that $\Re\Gamma_{k_l k_i}(0) \sim g_0^4$.

The case $k_i^2 + 2l < 0$ can be treated by using the above formulas and making the change $k_l \rightarrow -i|k_l|$ in the expressions for $\Re\Gamma_{k_i k_i}(0) + i\Im\Gamma_{k_i k_i}(0)$. The final result is the same.