

Constraining the Properties of SNe Ia Progenitors from Light Curves

B. Sadler¹, Peter Hoefflich¹, E. Baron², K. Krisciunas³, G. Folatelli⁴,
M. Hamuy⁴, M. Khokhlov⁵, M. Phillips⁶, N. Suntzeff³, L. Wang³

¹Dept. of Physics, Florida State University, USA

² Dept. of Physics and Astronomy, University of Oklahoma,

³ Dept. of Physics, Texas A & M University,

⁴ Dept. de Astronomia, Universidad de Chile, Santiago, Chile,

⁵ Dept. Astronomy and Astrophysics, University of Chicago, USA,

⁶ Las Campanas Observatory, La Serena, Chile

Abstract. We present an analysis of high precision V light curves (LC) for 18 local Type Ia Supernovae, SNe Ia, as obtained with the same telescope and setup at the Las Campanas Observatory (LCO). This homogeneity provides an intrinsic accuracy a few hundreds of a magnitude both with respect to individual LCs and between different objects. Based on the Single Degenerate Scenario, SD, we identify patterns which have been predicted by model calculations as signatures of the progenitor and accretion rate which change the explosion energy and the amount of electron capture, respectively. Using these templates as principle components and the overdetermined system of SN pairs, we reconstruct the properties of progenitors and progenitor systems. All LCO SNe Ia follow the brightness decline relation but 2001ay. After subtraction of the two components, the remaining scatter is reduced to ≈ 0.01 to 0.03^m . Type SNe Ia seem to originate from progenitors with Main Sequence masses, $M_{MS} > 3 M_{\odot}$ with the exception of two subluminous SNe Ia with $M_{MS} < 2M_{\odot}$. The component analysis indicates a wide range of accretion rates in the progenitor systems closing the gap to accretion induced collapses (AIC). SN1991t-like objects show differences in $dm15$ but no tracers of our secondary parameters. This may point to a different origin such as DD-Scenario or the Pulsating Delayed Detonations. SN2001ay does not follow the decline relation. It can be understood in the framework of C-rich WDs, and this group may produce an anti-Phillips relation. We suggest that this may be a result of a common envelope phase and mixing during central He burning as in SN1987A.

1. Introduction

SNe Ia are thermonuclear explosions of WD (Hoyle&Fowler,1960) i.e. end-stages of stellar evolution of stars between 1 and 7 M_{\odot} . Most likely, they result from the explosion of a C/O-WD with a mass close to the Chandrasekhar limit (M_{Ch}), which accretes matter through Roche-lobe overflow in a single degenerate scenario (SD) (Whelan & Iben,1973), or merging of two degenerate WDs (DD) (Webbink,1984, Iben & Tutukov,1984). We regard SDs as most likely for the majority of SNe Ia because e.g. of the homogeneity in LCs and spectra, though there is strong evidence of contributions of both to the SNe Ia population (see Hoefflich,2006, and references therein). One of the keys is the empirical relation between maximum brightness and the rate of decline, $dm15$, (Phillips,1993). From theory, $dm15$ is well understood: LCs are powered by radioactive decay of ^{56}Ni (Colgate & McKee,1969). More ^{56}Ni increases the luminosity and causes the envelopes to be hotter. Higher temperature means higher opacity and, thus, longer diffusion time scales and, thus, slower decline rates after maximum light (Hoefflich et al.,1996, Nugent et al.,1997, Maeda et al.,2003, Kasen&Woosley,2009). The existence of a $dm15$ -relation holds up for

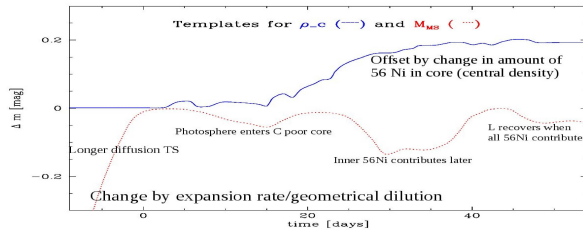


Figure 1. Principle components based on theoretical models. We show the difference in V brightness $\Delta m(t)$ (in magnitudes) as a function of time (in days) relative to a reference model with solar metallicity and a main sequence mass M_{MS} of $7M_{\odot}$ and a central density of the exploding WD of ρ_c of $2 \times 10^9 g cm^{-3}$. The plots are for models with $7M_{\odot}$ and $5 \times 10^9 g cm^{-3}$, respectively. The annotation on the graphs give the main reason for the differences.

virtually all scenarios as long as there is an excess amount of stored energy to be released (Hoefflich et al.,1996).

Within SDs, the favorite models are M_{Ch} explosions in which burning starts as deflagration which, at some point, transitions to a detonation DDT (Khokhlov,1991). The ^{56}Ni production depends mostly on the DDT, i.e. one parameter. The expanding SN-envelopes have similar velocity and density structures because same masses, most of the WD undergoes burning, and the nuclear binding energies of the burning products are nearly the same. A dispersion of $0.2...0.3^m$ is expected (see Fig. 1). Its origin can be related to the progenitor and accretion from the donor star: Changes in the metallicity and the Main Sequence Mass, M_{MS} , will change the size of the explosion energies by about 20 % because their influence of the size of C-depleted core formed during stellar He-core burning (Hoefflich et al.,1998, Domínguez et al.,2001). Increasing accretion rates will decrease the central WD density ρ_c at the time of explosion and, consequently, an increased electron capture will produce more stable iron-group elements at the expense of ^{56}Ni . High precision LCs have been obtained at LCO for 18 local SNe Ia (Contreras et al.,2010,, Folatelli et al.,2010) and the individual, theoretical signatures have been recovered (Hoefflich et al.,2010). Note that a similar pattern as by ρ_c can be produced by off-center ^{56}Ni distributions but Δm increases later at ≈ 60 to 100 days.

2. Diversity of Type Ia Supernovae

Secondary parameters: Two SNe Ia may differ in both ρ_c /accretion and the C-depleted core/ M_{MS} . Therefore, we employed component analyses to study secondary parameters. We use V because this color is hardly effected by metallicity, asphericity effects, and k-corrections. The differences $\Delta m(t)$ in LC pairs are described by

$$\Delta m_{ij,obs}(t) = \sum_{k=1,2} \lambda_k(ij) f_k(t) + Res_{ij}(t)$$

with $\lambda_k(ij)$ being the coefficients for a pair of SN i and j , $f_k(t)$ the principle components, and $Res(t)$ the residuals. In our sample, we include 18 SN from LCO, i.e. 153 pairs. Only 36 $\lambda_{ij} = g_k(i)/g_k(j)$'s are independent where $g_k(i)$ is the eigenvalue of f_k to be attributed a specific SNe Ia. By solving the overdetermined system for g_i using a Simplex Method (Nelder&Mead,1965), we obtain most likely values for $\tilde{\lambda}_k(ij)$. In Fig. 2, the pairs SN2005al/SN2005am, SN2005el/sn2005ef, SN 2005ef/SN 2005na and SN 2005al/SN2005ef are given for $\tilde{\lambda}_k(ij)$. Overall, the residuals are consistent with zero but fits are not unique due to errors in brightness and time coverage (see Fig. 3). Remap-

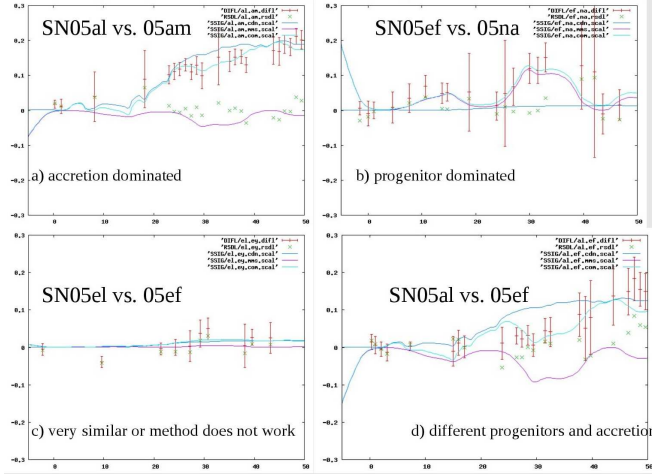


Figure 2. Best fits to the observations of individual pairs of SNe Ia. We give the weighted components, their sums along the observations (with error bars) and the residuals (crosses) for cases which are dominated by the central density/accretion rate (upper left), in the progenitors (upper right), similar ρ_c and M_\odot (lower left), and a mixed case (lower right). Note that the residuals are small and, within the error bars, consistent with zero.

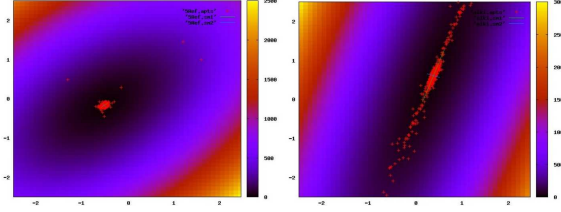


Figure 3. Probability distributions of $\tilde{\lambda}_{ij}$ for the pairs of SN2005al/SN2005am and SN2005el/SN2005ef based on MC solutions for the overdetermined system. Sparse time coverage produce large uncertainties in the eigenvalues.

ing the individual $g_k(i)$ to M_{MS} and ρ_c , shows that (a) ρ_c are evenly distributed from $1 \times 10^9 g cm^{-3}$ to $7 \times 10^9 g cm^{-3}$, i.e. close densities leading to an accretion induced collapse (AIC) (b) SN Ia come from massive progenitors with $M \geq 3M_\odot$ but the two subluminous SNe Ia indicate M_{MS} between $1 \dots 2 M_\odot$. All pairs of SN1991t-like objects show $\lambda_k(ij) = 0$ in all components. Either, they are very similar despite differences in dm_{15} , or they lack a central region of high densities and similar C/O in the progenitors as may be expected for mergers (DD) or pulsating delayed detonation models. For more details and a complete analysis of all 28 LCO SNe Ia, see Sadler et al. (in preparation). **SN2001ay** shows that nature is even more diverse. SN2001ay is slower than any SNe Ia known, combined with a fast rise of some 16 days (Krisciunas et al. 2011). SN2001ay would be brighter by about 1^m based on dm_{15} and the distance to the host galaxy. In fact, dm_{15} is slower than implied by the instantaneous energy input by radioactive decays \dot{E}_γ . We submit that, still, this SN can be understood within the physics underlying the dm_{15} relation, and in the framework of pulsating delayed detonation models originating from a M_{Ch} mass WD but with a core of some 80% C rather instead of the 15 to 20 % usual for stellar central He burning. Higher C fraction means more nuclear energy by $^{12}C(\alpha, \gamma)^{16}O$ by $\approx 40\%$ and faster expansion of the inner layers. Faster expansion means that a larger fraction of the energy by ^{56}Ni decay goes into expansion work rather than

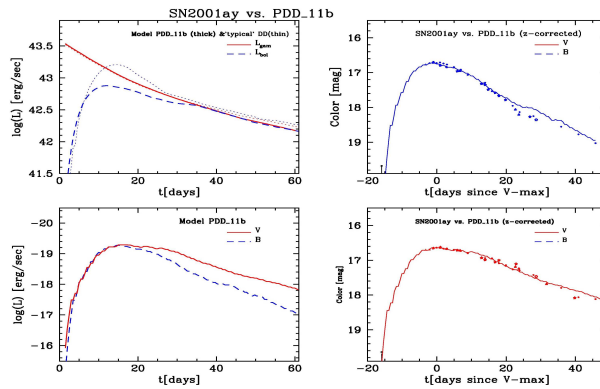


Figure 4. B and V LCs of SN2001ay (Krisciunas et al., 2011) in comparison with theory. We give the instantaneous deposition by radioactive matter for PDD11b, a pulsating model with a carbon rich core, and a classical DD model (upper left), and the B and V (lower left). The DD model has been scaled by 0.037 dex to equal the gamma-ray input at maximum light. The comparison between SN2001ay and PDD11b in B (upper right) and V (lower right) as a function of time since maximum light in V observed. We assume a distance module $m-M$ of 35.75^m , and a total reddening $E(B-V)$ of 0.06^m .

boosting the luminosity at maximum light, lower optical depth and shorter rise time. In our models, the the maximum brightness is smaller than the instant radioactive energy release \dot{E}_γ (Arnett, 1988), and the light curves approaches \dot{E}_γ "from below". Our model agrees reasonably well with the observations (Fig. 4). The reason for a high C abundance we can only speculate. During the early stages of central He burning, high C abundances are produced by ${}^4\text{He}(2\alpha, \gamma){}^{12}\text{C}$ burning but, at the end, ${}^{12}\text{C}(\alpha, \gamma){}^{16}\text{O}$ depletes ${}^{12}\text{C}$ unless strong mixing of He avoids this phase. A possible path may be a common envelope like in the progenitor of SN1987A. For more details, see Baron et al. (in preparation).

References

- Arnett W.D. 1988, ApJ 331, 377
 Colgate, S. A., & McKee, C. 1969, ApJ, 157, 623
 Contreras, C., et al. 2010, AJ, 139, 519
 Domínguez, I., Höflich, P., & Straniero, O. 2001, Nuclear Physics A, 688, 21
 Folatelli, G., et al. 2010, AJ, 139, 120
 Hoefflich, P., et al. 2010, ApJ, 710, 444
 Hoefflich, P. 2006, NuPhA 777, 579
 Hoefflich, P., Wheeler, J. C., & Thielemann, F. K. 1998, ApJ, 495, 617
 Hoefflich P, Khokhlov A, Wheeler C, Phillips MM, Suntzeff NB 1996, ApJL, 472, L81
 Hoyle, F., & Fowler, W. A. 1960, ApJ, 132, 565
 Iben, I., Jr., & Tutukov, A. V. 1984, ApJS, 54, 335
 Kasen, D., & Woosley, S. E. 2009, ApJ, 703, 2205
 Khokhlov, A. 1991, A&A 245, 114
 Krisciunas, K., et al. 2011, AJ, 142, 74
 Maeda, K., Mazzali, P., Deng, J., et al. 2003, ApJ, 593, 22
 Nelder J.A, Mead R., 1965, CJ 7, 308
 Nugent, P., Baron, E., Branch, D., Fisher, A., & Hauschildt, P. H. 1997, ApJ, 485, 812
 Phillips, M.M., 1993, ApJ, 413, 105
 Webbink, R. F. 1984, ApJ, 277, 355
 Whelan, J., & Iben, I., Jr. 1973, ApJ, 186, 1007