

Filter-design perspective applying to dynamical decoupling of multi-qubit system

Su Zhi-Kun and Jiang Shao-Ji

State Key Laboratory of Optoelectronic Materials and Technologies, Sun Yat-sen University, Guangzhou 510275, People's Republic of China

E-mail: stsjsj@mail.sysu.edu.cn

Abstract. We employ the filter-design perspective and derive the filter functions according to nested Uhrig dynamical decoupling (NUDD) and Symmetric dynamical decoupling (SDD) in the pure-dephasing spin-boson model with N qubits. The performances of NUDD and SDD are discussed in detail for a two-qubit system. The analysis shows that (i) SDD outperforms NUDD for the bath with a soft cutoff while NUDD approaches SDD as the cutoff becomes harder; (ii) if the qubits are coupled to a common reservoir, SDD helps to protect the decoherence-free subspace while NUDD destroys it; (iii) when the imperfect control pulses with finite width are considered, NUDD is affected in both the high-fidelity regime and coherence time regime while SDD is obviously affected in the coherence time regime only.

1. Introduction

Decoherence of quantum system is inevitable, since coupling of a system to its surrounding environment exists all the time. Suppressing decoherence is significantly important for a variety of fascinating quantum-information tasks. One of the most effective techniques to combat with the decoherence process is dynamical decoupling (DD) [1,2], which evolves from the Hahn echo [3] and develops for refocusing techniques in nuclear magnetic resonance (NMR) [4–6]. The central idea of DD is first explicitly introduced to protect qubit coherence in [1], and it is soon incorporated within a general dynamical symmetrization framework [2]. DD schemes operate by subjecting the system of interest to suitable sequences of external control operations, with the purpose of removing or modifying unwanted contributions to the underlying Hamiltonian. Several DD pulse sequences, such as Carr-Purcell-Meiboom-Gill (CPMG) [7, 8], concatenated dynamical decoupling (CDD) [9, 10] and Uhrig dynamical decoupling (UDD) [11], have been proposed by now. The above DD sequences focus on single-qubit systems, but several studies have been extended to multi-qubit system recently [12–15]. Remarkably, in [15] a good mathematical understanding of nested UDD (NUDD) is presented to suppress decoherence in arbitrary N-qubit system. NUDD scheme is based on mutually orthogonal operation set (MOOS). In addition, there exist more general DD schemes to protect a multi-qubit system, i.e. the periodic DD (PDD) and symmetric DD (SDD) [2]. Both PDD and SDD are based on an appropriate DD group, and the two schemes can be used to eliminate errors to the first and the second order in the Magnus expansion, respectively.

In this paper, we aim to provide some guidelines in the choice of sequences to be applied in experiments on the suppression of decoherence for a multi-qubit system. To realize the goal, firstly we employ the concept of DD pulse-sequence construction as a filter-design problem and derive the filter functions according to NUDD and SDD in the pure-dephasing spin-boson model with N qubits. The N qubits embedded in two limiting cases, a common environment and separated environments, are considered. Furthermore, we discuss in detail the performances of NUDD and SDD for two qubits. In the case of single qubit, it is shown that the UDD sequence outperforms the CPMG sequence for pure dephasing noises with sharp high-frequency cutoff while it performs slightly worse for soft cutoffs [16–20]. As for a two-qubit system, it is also significant to discuss the performances of NUDD and SDD and see which performs better under the soft-cutoff and hard-cutoff baths. How to simulate the soft-cutoff and hard-cutoff baths? In terms of an experimental point, the noise used to examine the DD sequences, such as classical noise and ohmic spectrum, is in general governed by a power law spectrum $1/\omega^\alpha$ ($\alpha > 0$, the same for the following). Varying the exponent of the power law of the spectrum allows us to simulate both baths with soft and hard cutoffs. On the other hand, how to test the performance of DD sequence? Exactly, a recent study provides us a novel way, which is determined by the sequence itself only, to measure the performance on the suppression of decoherence when the system is subject to the noise scaling such

as $\propto 1/\omega^\alpha$ [21]. The result shows that, except for the case of some small total number of pulses, SDD performs better than NUDD for the bath with the $1/\omega$ (soft-cutoff) noise and NUDD almost coincide with SDD but is still outperformed by SDD for the bath with the $1/\omega^4$ (hard-cutoff) noise. In addition, SDD helps to save the decoherence-free subspace while NUDD damages it. As the total pulse number increases, all filter functions for the same DD sequence have the same performance gradually in the two limiting cases mentioned above.

Then a new analytical framework of filter-design perspective is employed to analyze some of the results observed [22]. The filter functions for NUDD and SDD in the coherence time regime and high-fidelity regime are compared, respectively. From the comparison, we find that the function in the coherence time regime for SDD with the same total pulse number as NUDD peaks towards higher frequencies than that of NUDD, which is similar to the difference between CPMG and UDD. The functions in this regime can be used to demonstrate why SDD performs better than NUDD. In addition, the filter function for SDD in the high-fidelity regime has the same rolloff for various values of total pulse number while NUDD has different rolloffs for different values of total pulse number. The control pulses in the studies now are assumed to be ideal pulses, which is unphysical. Therefore, the control pulses with finite-width pulses are also considered in this paper. We find that the finite width affects the coherence time regime only for SDD sequence while it has influence on both coherence time regime and high-fidelity regime for NUDD sequences.

The paper is organized as follows. In section 2, the dynamical decay of N qubits under dephasing is analyzed and its evolution operator with general DD strategy, SDD or NUDD is derived in terms of a filter. In section 3, a two-qubit system, as an example, is discussed in detail and the result about it is demonstrated by the filter-design perspective. The conclusion will be given in section 4.

2. Decoherence suppression in multi-qubit system

2.1. Dynamical decay under dephasing

We consider N qubits which do not interact directly among each other, while each qubit may have a different coupling to the bath modes [23]. The total system Hamiltonian, in units of \hbar , reads

$$H = H_S + H_B + H_{SB}, \quad (1)$$

with

$$H_S = \sum_{j=0}^{N-1} \frac{\omega_a^{(j)}}{2} \sigma_z^{(j)}, \quad (2)$$

$$H_B = \sum_k \omega_k b_k^\dagger b_k, \quad (3)$$

$$H_{SB} = \sum_{j=0}^{N-1} \sigma_z^{(j)} \sum_k \left(g_k^{(j)} b_k^\dagger + (g_k^{(j)})^* b_k \right), \quad (4)$$

where the first and second contribution H_S and H_B describe, respectively, the free evolution of the qubits and the environment, the third term H_{SB} describes a bilinear interaction between the two. $\omega_a^{(j)}$ and $\sigma_z^{(j)}$ are the transition frequency and the inversion operators of the j th qubit, b_k^\dagger and b_k are creation and annihilation operators for the k th field mode, which are characterized by a set of parameters $\{g_k^{(j)}, \omega_k^{(j)}\}$. This information is encoded in the spectral density

$$J(\omega) = \sum_k \left| g_k^{(j)} \right|^2 \delta(\omega - \omega_k^{(j)}). \quad (5)$$

The Hamiltonian H_{SB} in Eq.(4), in interaction picture with respect to the free dynamics ($H_S + H_B$), is given as

$$\tilde{H}_{SB}(t) = \sum_{j=0}^{N-1} \sigma_z^{(j)} B^{(j)}(t), \quad (6)$$

with

$$B^{(j)}(t) = \sum_k \left(g_k^{(j)} b_k^\dagger e^{i\omega_k t} + (g_k^{(j)})^* b_k e^{-i\omega_k t} \right). \quad (7)$$

The evolution is determined by the time-ordered unitary operator

$$\tilde{U}_f(t) = \hat{T} \exp \left\{ -i \int_0^t ds \tilde{H}_{SB}(s) \right\}. \quad (8)$$

Under two standard assumptions: (i) qubits and environment are initially uncorrelated and (ii) the environment is initially in thermal equilibrium at temperature T_e , the reduced density matrix of the multi-qubit system, in the standard product basis $\mathbb{B} = \{|0\rangle, |1\rangle, \dots, |N-1\rangle\}$ (an N-digit binary notation, e.g., $|6\rangle \equiv |110_2\rangle \equiv |\uparrow\uparrow\downarrow\rangle$), can be written as

$$\tilde{\rho}_S(t) = \text{Tr}_B \left(\tilde{U}_f(t) \tilde{\rho}_S(0) \tilde{\rho}_B(0) \tilde{U}_f^\dagger(t) \right). \quad (9)$$

The element of this reduced density matrix is

$$\begin{aligned} \langle m | \tilde{\rho}_S(t) | n \rangle &= \tilde{\rho}_{mn}(t) \\ &= \tilde{\rho}_{mn}(0) \text{Tr}_B \left[V_{mn}^-(t) \tilde{\rho}_B(0) \left(V_{mn}^+(t) \right)^\dagger \right] \\ &= \tilde{\rho}_{mn}(0) \left\langle \left(V_{mn}^+(t) \right)^\dagger V_{mn}^-(t) \right\rangle, \end{aligned} \quad (10)$$

with

$$V_{mn}^\pm(t) = \hat{T} \exp \left\{ \pm i \int_0^t ds \sum_{j=0}^{N-1} (m_j - n_j) B^{(j)}(s) \right\}, \quad (11)$$

where $m_j \in \{0, 1\}$ indicates the j th digit in the binary representation of the number m , for example, the 0th, 1st and 2nd digit in the binary representation of number 6, i.e. $|6\rangle = |110_2\rangle$, are $6_0 = 0, 6_1 = 1, 6_2 = 1$, respectively.

Thus we obtain

$$\tilde{\rho}_{mn}(t) = \tilde{\rho}_{mn}(0)\zeta_{mn}(t), \quad (12)$$

with

$$\zeta_{mn}(t) = \left\langle \hat{T} \exp \left\{ -2i \int_0^t ds \sum_{j=0}^{N-1} (m_j - n_j) B^{(j)}(s) \right\} \right\rangle. \quad (13)$$

So far, the free evolution without pulses has been analyzed. In the following subsection, we incorporate sequence of pulses into the dynamical evolution so that the decoherence of the system can be suppressed.

2.2. Filter function formalism

To suppress the decoherence in the pure-dephasing spin-boson model, we can apply a certain number D_j of ideal (δ -shaped) π pulses about the x axis on the j th qubit at times $T_d^{(j)}$, for $d = 1, \dots, D_j$, during the time interval from $T_0^{(j)} \equiv 0$ to $T_{D_j+1}^{(j)} \equiv T$. Note that the pulses for different qubits may be applied at the same or different times (i.e., the pulse operators may be single-qubit or multi-qubit operations). After the pulses are incorporated into the free dynamical evolution, the Eq.(13) will be modified into [24]

$$\zeta_{mn}(T) = \left\langle W_{mn}(T) \right\rangle, \quad (14)$$

with

$$W_{mn}(T) = \hat{T} \exp \left\{ -2i \int_0^T ds \left[\sum_{j=0}^{N-1} (m_j - n_j) B^{(j)}(s) F^{(j)}(s) \right] \right\}, \quad (15)$$

$$F^{(j)}(t) = \sum_{d=0}^{D_j-1} (-1)^d \theta(t - T_d^{(j)}) \theta(T_{d+1}^{(j)} - t), \quad (16)$$

where the step function $\theta(t)$ is equal to 1 if $t > 0$ and 0 if $t < 0$. Here we discuss two limiting cases: (i) Qubits feel a common reservoir, i.e. $g_k^{(j)} = g_k$. In this extreme, the separations of the qubits are small compared to the wave length of the field modes. (ii) Qubits see independent reservoirs, i.e. $g_k^{(j)} = g_{k_j}$. Contrast to the former, in this case the qubits are so far apart from each other that each field mode couples only to a single qubit. We use the coherent state techniques to obtain the thermal expectation value of W_{mn}

$$\zeta_{mn}(T) \doteq \exp \left\{ - \int_0^\infty d\omega \frac{S(\omega)}{\omega^2} F_{mn}(\omega T) \right\}, \quad (17)$$

where the equal sign with a dot above (i.e. \doteq) represents c -number phase factors have been omitted, and the noise spectrum $S(\omega)$ is related to the spectral density $J(\omega)$ in Eq.(5) by

$$S(\omega) = J(\omega) \coth\left(\frac{\omega}{2T_e}\right), \quad (18)$$

and the filter function for $g_k^{(j)} = g_k$ reads

$$F_{mn}^c(\omega T) = \left| \sum_{j=0}^{N-1} (m_j - n_j) f^{(j)}(\omega T) \right|^2, \quad (19)$$

while for $g_k^{(j)} = g_{k_j}$, we arrive at

$$F_{mn}^i(\omega T) = \sum_{j=0}^{N-1} |(m_j - n_j)| |f^{(j)}(\omega T)|^2, \quad (20)$$

with the sampling function

$$f^{(j)}(\omega T) = -i\omega \int_0^T e^{-i\omega t} F^{(j)}(t) dt = 1 + (-1)^{D_j+1} e^{-i\omega T} + 2 \sum_{d=1}^{D_j} (-1)^d e^{-i\omega T_d^{(j)}}, \quad (21)$$

which encapsulates actually all information about an arbitrary sequence. The comparison between filter function (19) and (20) clearly shows that the sum in Eq.(19) can be understood as the interference of the sampling functions applied on different qubits, while the sum in Eq.(20) doesn't indicate this interference effect. A question is what different performances DD schemes have in these two limiting cases. This is one of the subjects of this paper. On the other hand, to measure the performance of different DD schemes, an approach proposed by Pasini et al [21]. can be used. The approach is suitable for power spectrum $S(\omega) = \frac{S_0}{\omega^\alpha}$. We can write down the construction as

$$\frac{S(\omega)}{\omega^2} = \frac{S_0}{\omega^{\alpha+2}}. \quad (22)$$

Then the decoherence function gives

$$\chi_{mn}(T) = \int_0^\infty d\omega \frac{S(\omega)}{\omega^2} F_{mn}(\omega T) = S_0 \int_0^\infty d\omega \frac{1}{\omega^{\alpha+2}} F_{mn}(\omega T). \quad (23)$$

Substituting $z = \omega T$ in the Eq.(23), we obtain

$$\chi_{mn}(T) = S_0 T^{\alpha+1} I, \quad (24)$$

with

$$I := \int_0^\infty \frac{F_{mn}(z)}{z^{\alpha+2}} dz. \quad (25)$$

The Eq.(24) reveals that the time dependence of $\chi_{mn}(T)$ is a simple power of T . Meanwhile, the factor I is a quantity which expresses how well the pulse sequence

protect a system against unwanted evolution. Note that we can simulate both baths with soft and hard cutoffs by varying the exponent of the power law of the spectrum. The smaller exponent α is, the softer the UV behavior of the power law spectrum is. Vice versa, the larger exponent α is, the harder the UV behavior of the power law spectrum is. The famous $1/f$ noise corresponds to $\alpha = 1$ in the notation. The case $S(\omega) \propto 1/\omega^4$ is experimentally relevant for ions in a Penning trap [18, 19]. This case corresponds to $\alpha = 4$ in the above notation. The second question we want to report is which DD schemes perform better for softer and harder baths.

We next describe two kinds of DD schemes, SDD and NUDD, for the model we consider and give their specific expressions of Eq.(21). Then non-ideal control pulse with finite-width is also considered.

2.2.1. SDD sequence SDD schemes is a group-based DD [2]. The element in the group $\{g_i\}_{i=0}^{|G|-1}$ with order $|G|$, where $g_0 = I_s$, is actually a base of linear operators and the Hamiltonian, such as H in Eq.(1), can be expressed as a linear combination of these bases. The building block of a group-based DD is realized by applying the pulses $p_i = g_{i+1}g_i^\dagger$ separated by the same time delay $\Delta\tau$. Thus, the time evolution after a control circle $T = |G|\Delta\tau$ can be written as

$$\begin{aligned} U(T) &= \left(g_{|G|-1}^\dagger e^{-iH\Delta\tau} g_{|G|-1}\right) \left(g_{|G|-2}^\dagger e^{-iH\Delta\tau} g_{|G|-2}\right) \cdots \left(g_0^\dagger e^{-iH\Delta\tau} g_0\right) \\ &= \hat{T} \exp \left\{ -i \int_0^T H_g(s) ds \right\}, \end{aligned} \quad (26)$$

where $H_g(s) \equiv g_i^\dagger e^{-iH\Delta\tau} g_i$, for $s \in (i\Delta\tau, (i+1)\Delta\tau]$. In the standard time-dependent perturbation theory formalism, the propagator is expanded up to the second order as

$$U(T) = 1 + \sum_a h_a + \sum_{a>b} h_a h_b + \frac{1}{2} \sum_a h_a^2 + O(T^2), \quad (27)$$

where $h_i \equiv -i\Delta\tau H_g(s)$. We shall say that k th-order decoupling is achieved if the first-order term of expansions of the propagator commutes with an arbitrary element of the group $\{g_i\}_{i=0}^{|G|-1}$, and the first non-commuting term arises from the $(k+1)$ th-order term. Obviously, $U(T)$ in Eq.(27) realizes the first-order decoupling, since we have the commuting correlation $\left[\sum_{a=0}^{|G|-1} h_a, g_i\right] = 0$, with the limiting $T \rightarrow 0$, for $i = 0, 1, \dots, |G| - 1$, while to the second-order term we haven't this commuting correlation. This group-based cyclic sequence is referred to as PDD. Furthermore, we can obtain second-order decoupling via so-called SDD. The circle becomes twice as long as PDD, $T^{SDD} = 2T$, and the time evolution operator is given by

$$U^{SDD}(2T) = \bar{U}U = 1 + 2 \sum_{a=0}^{|G|-1} h_a + \frac{1}{2!} \left(2 \sum_{a=0}^{|G|-1} h_a \right)^2 + O(T^3) \quad (28)$$

where $\bar{U} \equiv e^{h_0} e^{h_1} \dots e^{h_{|G|-2}} e^{h_{|G|-1}}$ is mirror symmetric with U . In this case first-order and all even-order terms commute with g_i , which generally makes SDD better than PDD. As for an N -qubit system, a possible choice of the group is $G = \{I_s, \sigma_\beta^{(j)}\}^{\otimes N}$,

$\beta = x, y, z, j = 1, \dots, N, |G| = 4^N$. However, if the relevant system-bath coupling is known to be linear in single-qubit operators, $H_{SB} = \sum_{j,\beta} \sigma_\beta^{(j)} \otimes B_\beta^{(j)}$, one has a simplified group, $G = \{I_s, \otimes_{j=0}^{N-1} \sigma_\beta^{(j)}\}$, $\beta = x, y, z, j = 1, \dots, N, |G| = 4$. In particular, a purely decoherence coupling, like H_{SB} in Eq.(4), the decoupling group can be further simplified into $G = \{I_s, \otimes_{j=0}^{N-1} \sigma_x^{(j)}\}$, $|G| = 2$. Therefore, the SDD scheme for the system considered in this study is just to repeatedly apply the following pulse sequence: (fXfX)(XfXf)=fXffXf, where f and X denote a “pulse-free” period of a fixed duration and the matrix $\otimes_{j=0}^{N-1} \sigma_x^{(j)}$, respectively. Then the sampling function (21) can be specified as

$$f_{SDD}^{(j)}(\omega T) = \frac{4ie^{\frac{i\omega T}{2}} \sin(\frac{\omega T}{2}) \sin^2(\frac{\omega T}{4D_j})}{\cos(\frac{\omega T}{2D_j})} \quad (29)$$

where D_j stands for the number of pulses applied on the j th qubit and is an even number, the same value for every qubit, that is, $D_0 = D_1 = \dots = D_{N-1}$.

2.2.2. NUDD sequence NUDD schemes is a MOOS-based DD [15]. A MOOS is defined as a set of operators which are unitary and Hermitian and have the property that each pair of elements either commutes or anticommutes. We can eliminate the effects of unwanted interactions between a system and its environment by the protection of this MOOS. A choice of the MOOS for our pure dephasing model is $\{\sigma_x^{(j)}\}_{j=0}^{N-1} \equiv \{\sigma_x^{(0)}, \sigma_x^{(1)}, \dots, \sigma_x^{(N-1)}\}$.

Now we describe the construction of NUDD for protecting $\{\sigma_x^{(j)}\}_{j=0}^{N-1}$. The construction consists of N levels of control, the zeroth level, \dots , the $(N-2)$ th level and the $(N-1)$ th level. First, in the $(N-1)$ th level (the outermost level), L_{N-1} operators of $\sigma_x^{(N-1)}$ are applied at UDD timing

$$T_{L_{N-1}} = T \sin^2 \frac{l_{N-1} \pi}{2L_{N-1}+2}, \quad \text{for } l_{N-1} = 1, \dots, L_{N-1}, \quad (30)$$

between $T_0 \equiv 0$ and $T_{L_{N-1}+1} \equiv T$. L_{N-1} could be either odd or even. Then the free evolution in each interval is substituted by L_{N-2} operators of $\sigma_x^{(N-2)}$ applied at

$$T_{l_{N-1}, l_{N-2}} = T_{l_{N-1}} + (T_{l_{N-1}+1} - T_{l_{N-1}}) \sin^2 \frac{l_{N-2} \pi}{2L_{N-2}+2}, \quad \text{for } l_{N-2} = 1, \dots, L_{N-2}, \quad (31)$$

in each interval between $T_{l_{N-1},0} \equiv T_{l_{N-1}}$ and $T_{l_{N-1}, L_{N-2}+1} \equiv T_{l_{N-1}+1}$ with L_{N-2} being an even number. This is the $(N-2)$ th level. So on and so forth, the n th level of control is constructed by applying L_n operators of $\sigma_x^{(n)}$ in each interval between $T_{l_{N-1}, \dots, l_{n+1}, 0} \equiv T_{l_{N-1}, \dots, l_{n+1}}$ and $T_{l_{N-1}, \dots, l_{n+1}, L_n+1} \equiv T_{l_{N-1}, \dots, l_{n+1}+1}$ at

$$T_{l_{N-1}, \dots, l_{n+1}, l_n} = T_{l_{N-1}, \dots, l_{n+1}} + (T_{l_{N-1}, \dots, l_{n+1}, L_n+1} - T_{l_{N-1}, \dots, l_{n+1}}) \sin^2 \frac{l_n \pi}{2L_n+2}, \quad \text{for } l_n = 1, \dots, L_n \quad (32)$$

with L_n being an even number. Thus, the sampling function (21) for the $(N-1)$ th, $(N-2)$ th and n th level can be specified as

$$f_{NUDD}^{(N-1)}(\omega T) = e^{\frac{i\omega T}{2}} \sum_{l_{N-1}=-L_{N-1}-1}^{L_{N-1}} (-1)^{l_{N-1}} e^{\frac{-i\omega T}{2} \cos(\frac{l_{N-1}\pi}{L_{N-1}+1})} \quad (33)$$

$$f_{NUDD}^{(N-2)}(\omega T) = \sum_{l_{N-1}=0}^{L_{N-1}} e^{\frac{i\omega \tau_{l_{N-1}, l_{N-2}}}{2}} \sum_{l_{N-2}=-L_{N-2}-1}^{L_{N-2}} (-1)^{l_{N-2}} e^{\frac{-i\omega \tau_{l_{N-1}, l_{N-2}}}{2} \cos(\frac{l_{N-2}\pi}{L_{N-2}+1})}, \quad (34)$$

$$f_{NUDD}^{(n)}(\omega T) = \sum_{l_{N-1}=0}^{L_{N-1}} \cdots \sum_{l_{n+1}=0}^{L_{n+1}} e^{\frac{i\omega \tau_{l_{N-1}, \dots, l_{n+1}, l_n}}{2}} \tau_{l_{N-1}, \dots, l_{n+1}, l_n} \cdot \sum_{n_l=-N_l-1}^{N_l} (-1)^{n_l} e^{\frac{-i\omega \tau_{l_{N-1}, \dots, l_{n+1}, l_n}}{2} \cos(\frac{n_l\pi}{L_n+1})}, \quad (35)$$

where the evolution intervals $\tau_{l_{N-1}, l_{N-2}} = T_{l_{N-1}, l_{N-2}+1} - T_{l_{N-1}, l_{N-2}}$ and $\tau_{l_{N-1}, \dots, l_{n+1}, l_n} = T_{l_{N-1}, \dots, l_{n+1}, l_n+1} - T_{l_{N-1}, \dots, l_{n+1}, l_n}$. It should be noted that the n th nesting level of NUDD can be protected to the L_n th order, while the overall protection of the MOOS is up to the L th order with $L = \min\{L_{N-1}, L_{N-2}, \dots, L_0\}$. Although NUDD scheme can protect multi-qubit system in pure dephasing bath to a higher decoupling order than SDD, it remains a question whether NUDD offers improvement compared to SDD using the same total number of pulses and the same total pulse sequence duration T ; this ensures a relative fair comparison. We next discuss this question in detail.

2.2.3. Realistic pulses The above theoretical studies are under the assumption that the

duration pulse time $\tau_\pi = 0$. When the pulses are much shorter than the other timescales of the system and the bath, it is a good approximation to treat them as infinitely short. But this assumption is unphysical since not all real system will satisfy the precondition. Here we consider a more realistic case, $\tau_\pi \neq 0$, and suppose that the interaction between system and bath is negligible during the application of each pulse. Then the general sampling function (21) incorporated a nonzero τ_π is modified into [18, 19]

$$f^{(j),r}(\omega T) = 1 + (-1)^{D_j+1} e^{-i\omega T} + 2 \sum_{d=1}^{D_j} (-1)^d e^{-i\omega T_d^{(j),r}} \cos(\frac{\omega \tau_\pi}{2}), \quad (36)$$

where $T_d^{(j),r}$ is the center time of the d th π pulse. Therefore, the sampling functions (29)

for SDD sequences can be modified into

$$f_{SDD}^{(j),r} = \cos(\frac{\omega \tau_\pi}{2}) f_{SDD}^{(j)} + [1 - \cos(\frac{\omega \tau_\pi}{2})] (1 - e^{-i\omega T}), \quad (37)$$

and the sampling functions (33)~(35) for NUDD can be rewritten as

$$f_{NUDD}^{(N-1),r} = \cos\left(\frac{\omega\tau_\pi}{2}\right)f_{NUDD}^{(N-1)} + [1 - \cos\left(\frac{\omega\tau_\pi}{2}\right)](1 - e^{-i\omega T}), \quad (38)$$

$$f_{NUDD}^{(N-2),r} = \cos\left(\frac{\omega\tau_\pi}{2}\right)f_{NUDD}^{(N-2)} + [1 - \cos\left(\frac{\omega\tau_\pi}{2}\right)] \sum_{l_{N-1}=0}^{L_{N-1}} (1 - e^{-i\omega\tau_{l_{N-1},l_{N-2}}}), \quad (39)$$

$$f_{NUDD}^{(n),r} = \cos\left(\frac{\omega\tau_\pi}{2}\right)f_{NUDD}^{(n)} + [1 - \cos\left(\frac{\omega\tau_\pi}{2}\right)] \sum_{l_{N-1}=0}^{L_{N-1}} \cdots \sum_{l_{n+1}=0}^{L_{n+1}} (1 - e^{-i\omega\tau_{l_{N-1},\dots,l_{n+1},l_n}}), \quad (40)$$

where $\tau_{l_{N-1},l_{N-2}}$ and $\tau_{l_{N-1},\dots,l_{n+1},l_n}$, as before, are defined as $\tau_{l_{N-1},l_{N-2}} = T_{l_{N-1},l_{N-2}+1} - T_{l_{N-1},l_{N-2}}$ and $\tau_{l_{N-1},\dots,l_{n+1},l_n} = T_{l_{N-1},\dots,l_{n+1},l_n+1} - T_{l_{N-1},\dots,l_{n+1},l_n}$. In this study, we also analyze whether the roles of τ_π for SDD and NUDD are the same or different.

3. Numerical results and discussion

For simplicity, we next restrict our attention to two-qubit system initially prepared in an arbitrary X two-qubit state. The MOOS for NUDD sequence is $\{\sigma_x^{(j)}\}_{j=0}^1 \equiv \{\sigma_x^{(0)}, \sigma_x^{(1)}\}$. From Eq.(33)~(35), we can write down the sampling functions of this situation as

$$f_{NUDD}^{(1)}(\omega T) = e^{\frac{i\omega T}{2}} \sum_{l_1=-L_1-1}^{L_1} (-1)^{l_1} e^{\frac{-i\omega T}{2} \cos(\frac{l_1\pi}{L_1+1})} \quad (41)$$

$$f_{NUDD}^{(0)}(\omega T) = \sum_{l_1=0}^{L_1} e^{\frac{i\omega\tau_{l_1,l_0}}{2}} \sum_{l_0=-L_0-1}^{L_0} (-1)^{l_0} e^{\frac{-i\omega\tau_{l_1,l_0}}{2} \cos(\frac{l_0\pi}{L_0+1})}, \quad (42)$$

with

$$\tau_{l_1,l_0} = T_{l_1,l_0+1} - T_{l_1,l_0}$$

where T_{l_1,l_0+1} and T_{l_1,l_0} can be obtained from Eq.(30)~(31), and L_1 is an even number. Accordingly, when the non-ideal pulses with finite width τ_π are considered, the sampling functions can be modified into

$$f_{NUDD}^{(1),r} = \cos\left(\frac{\omega\tau_\pi}{2}\right)f_{NUDD}^{(1)} + [1 - \cos\left(\frac{\omega\tau_\pi}{2}\right)](1 - e^{-i\omega T}), \quad (43)$$

$$f_{NUDD}^{(0),r} = \cos\left(\frac{\omega\tau_\pi}{2}\right)f_{NUDD}^{(0)} + [1 - \cos\left(\frac{\omega\tau_\pi}{2}\right)] \sum_{l_1=0}^{L_1} (1 - e^{-i\omega\tau_{l_1,l_0}}). \quad (44)$$

On the other hand, the decoupling group for SDD sequence is $G = \{I_s, \sigma_x^{(0)}\sigma_x^{(1)}\}$, $|G| = 2$. The sampling functions and the modified sampling functions read

$$f_{SDD}^{(j)}(\omega T) = \frac{4ie^{\frac{i\omega T}{2}} \sin\left(\frac{\omega T}{2}\right) \sin^2\left(\frac{\omega T}{4D_j}\right)}{\cos\left(\frac{\omega T}{2D_j}\right)} \quad (45)$$

$$f_{SDD}^{(j),r} = \cos\left(\frac{\omega\tau_\pi}{2}\right)f_{SDD}^{(j)} + [1 - \cos\left(\frac{\omega\tau_\pi}{2}\right)](1 - e^{-i\omega T}), \quad (46)$$

with $j = 0, 1$. Note that the pulse numbers D_0 and D_1 are even numbers and equivalent. From Eq.(19) and (20), we have the filter functions for the case of a common reservoir

$$F_{14}^c(\omega T) = |f^{(0)}(\omega T) + f^{(1)}(\omega T)|^2, \quad (47)$$

$$F_{23}^c(\omega T) = |f^{(0)}(\omega T) - f^{(1)}(\omega T)|^2, \quad (48)$$

and the filter functions for the case of two separated reservoirs

$$F_{14}^i(\omega T) = F_{23}^i(\omega T) = |f^{(0)}(\omega T)|^2 + |f^{(1)}(\omega T)|^2. \quad (49)$$

Now, the performances of NUDD and SDD sequences in the two limiting cases, a common bath and two separated baths, is discussed. To ensure a relative fair comparison, in this studies we assume both the total number of pulses and the total pulse sequence durations are the same for these two schemes, i.e. $L_0 + (L_0 + 1)L_1 = D_0 + D_1$ and $T^{NUDD} = T^{SDD}$. In figure 1, the factor I [21], see Eq.(25), are used to measure the performances of NUDD and SDD sequences for different filter functions F_{14}^c , F_{23}^c , F_{14}^i and F_{23}^i under the spectra $S(\omega) \propto 1/\omega$ and $S(\omega) \propto 1/\omega^4$. The factors for different filter functions with the same sequence have obviously different performances if the number of pulses is small, while they almost coincide if the number of pulses becomes larger. In addition, the evaluation of the factor shows that SDD performs better than NUDD for the same filter function under $S(\omega) \propto 1/\omega$, while under $S(\omega) \propto 1/\omega^4$ NUDD performs similarly to SDD but is still outperformed by SDD over the range of larger number of pulses. Note that there is a special dot $(D_0, D_1) = (4, 4)$ for the SDD sequence with filter function F_{14}^c , where it performs abnormally and worse than NUDD for the same filter function. We will come back to this point below. It is also interesting to notice that the data for SDD with F_{23}^c is always zero but it is not for NUDD sequence with F_{23}^c . This means if the qubits are coupled to a common reservoir, SDD helps to protect the decoherence-free subspace while NUDD destroys it.

Then, we employ the newly proposed approach [22] to discuss why SDD performs better than NUDD and this question can be clarified in the coherence time regime. For clarity, we focus on the filter functions, F_{14}^c and F_{14}^i , and wrap the $1/\omega^2$ term into these functions, yielding modified filter functions F_{14}^c/ω^2 and F_{14}^i/ω^2 . As shown in Eq.(23), the decoherence function $\chi(T)$ consists of the product of the spectrum $S(\omega)$ and the modified filter function. The decoherence function is minimum if the overlap between $S(\omega)$ and the modified filter function is minimum. The power law spectrum $S(\omega)$ considered here is a strong low-frequency noise and the intensity decreases as frequency increases. Smaller values of modified filter functions in the low-frequency spectral regime will lead to smaller values of decoherence function $\chi(T)$, and hence smaller factor I , supposing $T^{NUDD} = T^{SDD}$. In figure 2, the filter functions as a function of dimensionless angular frequency is shown for NUDD and SDD sequences with the pulse numbers considered in figure 1. As expected, both NUDD and SDD serve as high-pass filters and increasing total pulse number corresponds to a shift in spectral

peak towards higher frequencies. Thus figure 1 reveals that the factor I decreases with pulse number increasing. Furthermore, comparing figure 2(a) with figure 2(b) and figure 2(c) with figure 2(d), we observe the modified filter function for SDD peaks at higher frequencies than that for NUDD with the same total pulse number when this number becomes larger. Therefore, SDD performs better than NUDD when the pulse number is large, as shown in figure 1. However, compared with SDD, the modified filter function F_{14}^c/ω^2 for NUDD peaks at almost the same frequencies but has a smaller value when the pulse number is small, such as $(L_0, L_1) = (2, 2)$ or $(D_0, D_1) = (4, 4)$. So it can be expected that NUDD performs better than SDD for filter function F_{14}^c with this small pulse number, as shown in figure 1.

Here, the comparison of the filter functions between NUDD and SDD in another regime of interest, the high-fidelity regime, is also given. As before, we restrict our attention to the filter functions F_{14}^c and F_{14}^i . The filter functions for the high-fidelity regime are shown graphically in figure 3, where the filter functions of NUDD and SDD are presented on a log-log plot for various values of (L_0, L_1) or (D_0, D_1) . From figure 3(a) and 3(c), we find that NUDD sequence provides a filter function whose low-frequency rolloff increases from $\sim 18\text{db/octave}$ to $\sim 100\text{db/octave}$ as pulse number increases from $(L_0, L_1) = (2, 2)$ to $(L_0, L_1) = (16, 16)$. By contrast, the low-frequency rolloff for SDD is approximately constant, $\sim 18\text{db/octave}$, with each (D_0, D_1) . Note that the performances of NUDD and SDD are analogous to the performances of UDD and CPMG in the high-fidelity regime for a single qubit, respectively [22]. The coherence time regime is concerned with the decoherence function while the high-fidelity regime provides small contributions to decoherence, but the high-fidelity regime draws more stringent scrutiny than the coherence time regime, because the high-fidelity regime is connected with predicted fault-tolerance error thresholds of $p_{th} = 0.01\%$ derived from quantum error correction and the maximum allowable error must not surpass p_{th} in quantum computing applications. The illustration about these two regimes helps to understand what changes when the pulses have nonzero τ_π in the following.

Now let us compare the finite-width filter function with the ideal filter function to find out what is affected by the finite-width pulses. In figure 4, we plot the ratio of the finite-width filter function $F_{14}^{c,r}$ (or $F_{14}^{i,r}$) to the ideal filter function F_{14}^c (or F_{14}^i) for NUDD and SDD with a given total pulse number and here we set $(L_0, L_1) = (6, 6)$ or $(D_0, D_1) = (24, 24)$. In these figures different traces correspond to different values of τ_π in units of the total pulse duration time T . From figure 4(a) and 4(c), it can be seen that the filter function for NUDD is affected in both coherence time regime and high-fidelity regime, still there is a mid frequency range which is nearly unaffected. Moreover, as the pulse duration τ_π increases, the influence on the filter function in the high-fidelity regime is more remarkable, and the mid frequency range becomes narrower. In comparison, figure 4(b) and 4(d) show that the filter function for SDD is nearly unaffected in the high-fidelity regime while the magnitude of the changes in coherence time regime is larger than that for NUDD. Similarly, for SDD the range which is nearly unaffected becomes narrower with the increasing of pulse duration τ_π .

In the above, the filter functions for a two-qubit system are demonstrated first. Then, we compare the suppressions of decoherence by means of NUDD and SDD for baths with power law spectra. And the filter-design analytical framework is used to elucidate the results we observe from the comparison. Finally, which frequency component in the filter functions is affected and which is unaffected by the pulse duration time τ_π are studied.

4. Conclusions

In this paper the filter-design perspective is employed to derive the filter functions according to NUDD and SDD in the pure-dephasing spin-boson model with N qubits. The performances of two qubits initially in X state are discussed in detail. The results have been demonstrated by the concept of DD pulse-sequence construction as a filter-design problem.

The analysis shows that SDD outperforms NUDD for the bath with a soft cutoff while NUDD approaches SDD as the cutoff becomes harder. Second, if the qubits are coupled to a common reservoir, SDD helps to protect the decoherence-free subspace while NUDD destroys it. Third, when the imperfect control pulses with finite width are considered, NUDD is affected in both the high-fidelity regime and coherence time regime while SDD is obviously affected in the coherence time regime only. Note that SDD scheme protects multiqubit systems using multi-qubit operations while NUDD do it using only single-qubit operations. Future work will analyze the effect of the precision with which pulse location of each qubit in a multi-qubit operation is specified for SDD.

Acknowledgements

This work is supported by the National Natural Science Foundation of China under Grant No.60977042 and the Guangdong Natural Science Foundation under Grant No.9151027501000070.

References

- [1] Lorenza Viola and Seth Lloyd. Dynamical suppression of decoherence in two-state quantum systems. *Phys. Rev. A*, 58:2733–2744, Oct 1998.
- [2] Lorenza Viola, Emanuel Knill, and Seth Lloyd. Dynamical decoupling of open quantum systems. *Phys. Rev. Lett.*, 82:2417–2421, Mar 1999.
- [3] E. L. Hahn. Spin echoes. *Phys. Rev.*, 80:580–594, Nov 1950.
- [4] W.-K. Rhim, A. Pines, and J. S. Waugh. Violation of the spin-temperature hypothesis. *Phys. Rev. Lett.*, 25:218–220, Jul 1970.
- [5] Mehring M. *Principles of high-resolution NMR in solids*. Springer-Verlag in Berlin, New York, 1983.
- [6] Haeberlen U. *High Resolution NMR in Solids: Selective Averaging*. Academic Press, New York, 1976.
- [7] H. Y. Carr and E. M. Purcell. Effects of diffusion on free precession in nuclear magnetic resonance experiments. *Phys. Rev.*, 94:630–638, May 1954.

- [8] S. Meiboom and D. Gill. Modified spin-echo method for measuring nuclear relaxation times. 29(8):688–691, 1958.
- [9] K. Khodjasteh and D. A. Lidar. Fault-tolerant quantum dynamical decoupling. *Phys. Rev. Lett.*, 95:180501, Oct 2005.
- [10] Kaveh Khodjasteh and Daniel A. Lidar. Performance of deterministic dynamical decoupling schemes: Concatenated and periodic pulse sequences. *Phys. Rev. A*, 75:062310, Jun 2007.
- [11] Götz S. Uhrig. Keeping a quantum bit alive by optimized π -pulse sequences. *Phys. Rev. Lett.*, 98:100504, Mar 2007.
- [12] Goren Gordon and Gershon Kurizki. Universal dephasing control during quantum computation. *Phys. Rev. A*, 76:042310, Oct 2007.
- [13] Musawwadah Mukhtar, Thuan Beng Saw, Wee Tee Soh, and Jiangbin Gong. Universal dynamical decoupling: Two-qubit states and beyond. *Phys. Rev. A*, 81:012331, Jan 2010.
- [14] Musawwadah Mukhtar, Wee Tee Soh, Thuan Beng Saw, and Jiangbin Gong. Protecting unknown two-qubit entangled states by nesting Uhrig’s dynamical decoupling sequences. *Phys. Rev. A*, 82:052338, Nov 2010.
- [15] Zhen-Yu Wang and Ren-Bao Liu. Protection of quantum systems by nested dynamical decoupling. *Phys. Rev. A*, 83:022306, Feb 2011.
- [16] Götz S Uhrig. Exact results on dynamical decoupling by pulses in quantum information processes. *New Journal of Physics*, 10(8):083024, 2008.
- [17] B. Lee, W. M. Witzel, and S. Das Sarma. Universal pulse sequence to minimize spin dephasing in the central spin decoherence problem. *Phys. Rev. Lett.*, 100:160505, Apr 2008.
- [18] Michael J. Biercuk, Hermann Uys, Aaron P. VanDevender, Nobuyasu Shiga, Wayne M. Itano, and John J. Bollinger. Optimized dynamical decoupling in a model quantum memory. *Nature*, 458:996, 2009.
- [19] Michael J. Biercuk, Hermann Uys, Aaron P. VanDevender, Nobuyasu Shiga, Wayne M. Itano, and John J. Bollinger. Experimental Uhrig dynamical decoupling using trapped ions. *Phys. Rev. A*, 79:062324, Jun 2009.
- [20] Hermann Uys, Michael J. Biercuk, and John J. Bollinger. Optimized noise filtration through dynamical decoupling. *Phys. Rev. Lett.*, 103:040501, Jul 2009.
- [21] S. Pasini and G. S. Uhrig. Optimized dynamical decoupling for power-law noise spectra. *Phys. Rev. A*, 81:012309, Jan 2010.
- [22] M J Biercuk, A C Doherty, and H Uys. Dynamical decoupling sequence construction as a filter-design problem. *Journal of Physics B: Atomic, Molecular and Optical Physics*, 44(15):154002, 2011.
- [23] K. Hornberger. Introduction to decoherence theory. In Andreas Buchleitner, Carlos Viviescas, and Markus Tiersch, editors, *Entanglement and Decoherence*, volume 768 of *Lecture Notes in Physics*, pages 221–276. Springer Berlin Heidelberg, 2009.
- [24] G. S. Agarwal. Saving entanglement via a nonuniform sequence of pulses. *Physica Scripta*, 82(3):038103, 2010.

List of figures

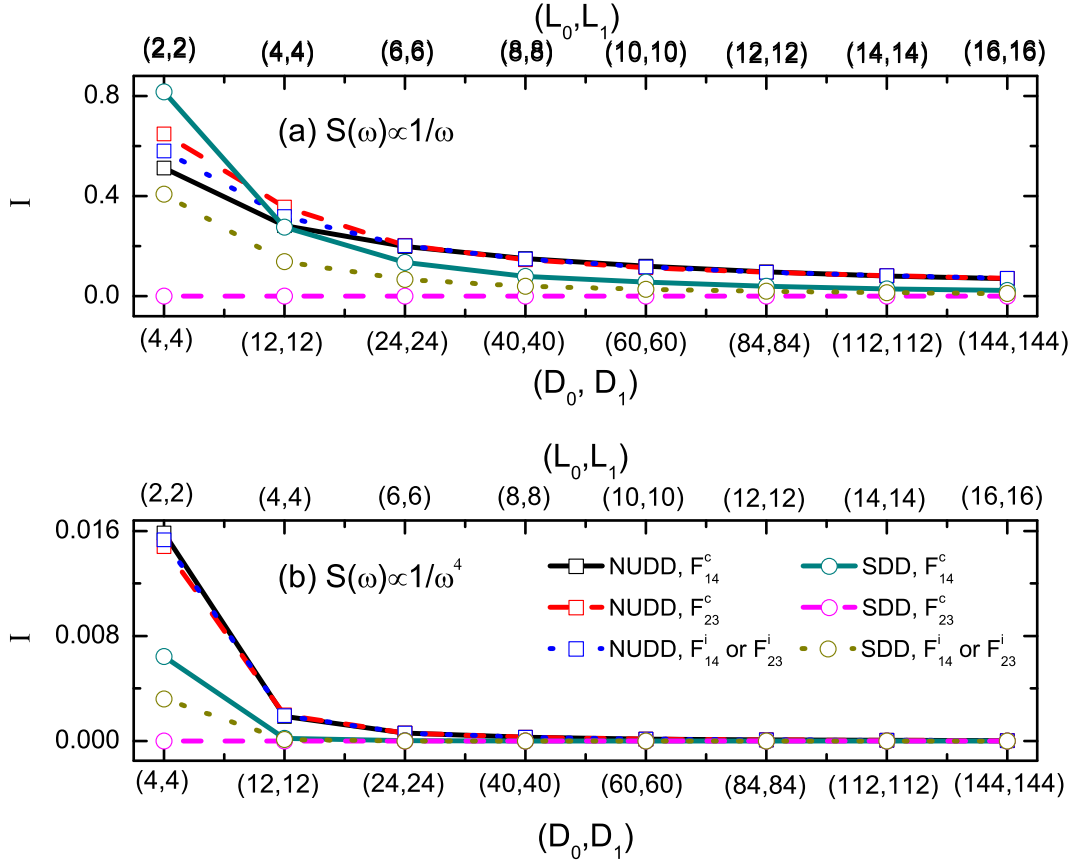


Figure 1. The factor I as a function of the number of pulses (L_0, L_1) for NUDD sequence (squares) and (D_0, D_1) for SDD sequence (circles). The pulse sequences are compared for different filter functions $F(z)$ under the spectra (a) $S(\omega) \propto 1/\omega$ and (b) $S(\omega) \propto 1/\omega^4$, see Eq.(25).

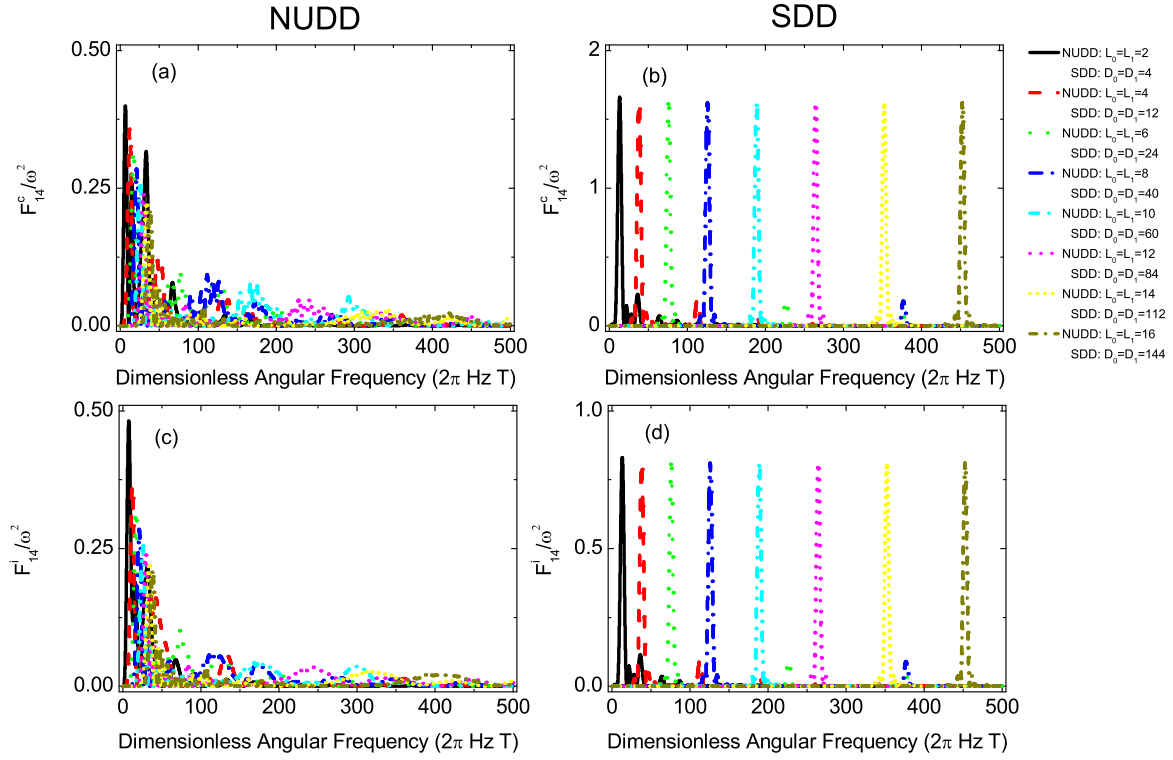


Figure 2. Modified filter functions, F_{14}^c/ω^2 and F_{14}^i/ω^2 , as a function of dimensionless angular frequency (ωT) for NUDD and SDD sequences with the total pulse numbers studied in figure 1.

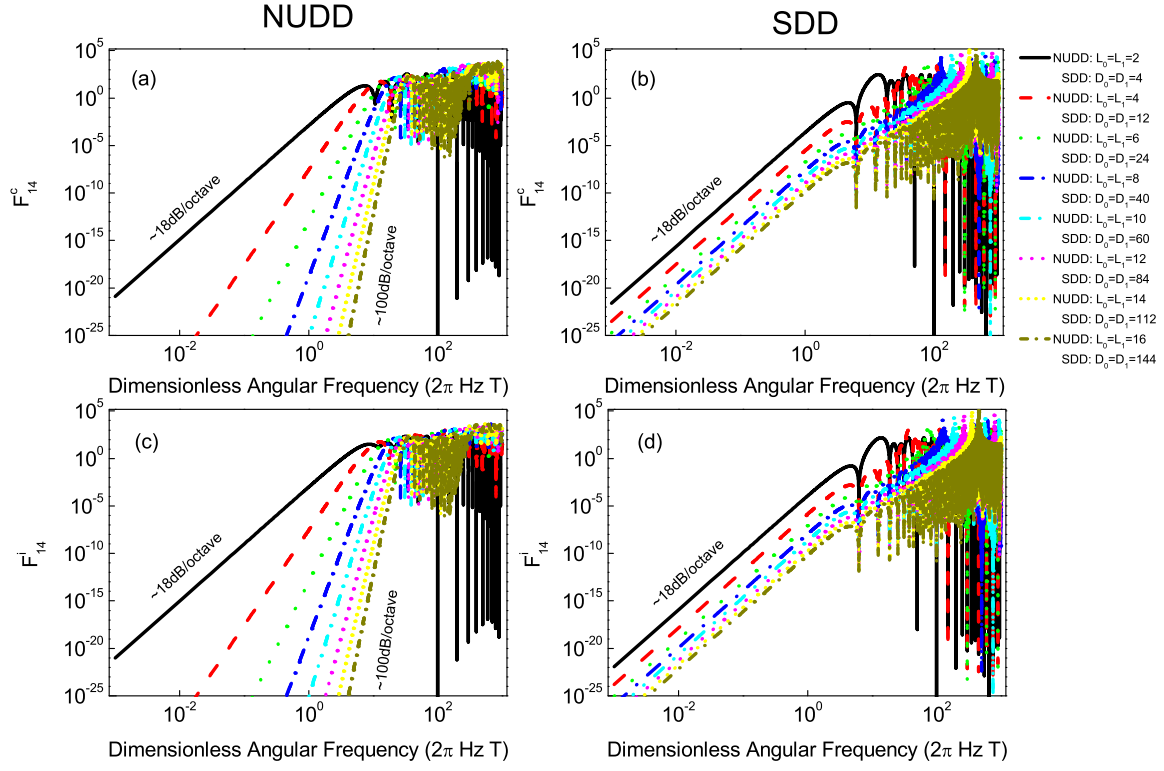


Figure 3. Log-Log plot of the filter functions, F_{14}^c and F_{14}^i , as a function of dimensionless angular frequency (ωT) for NUDD and SDD sequences with the total pulse numbers studied in figure 1.

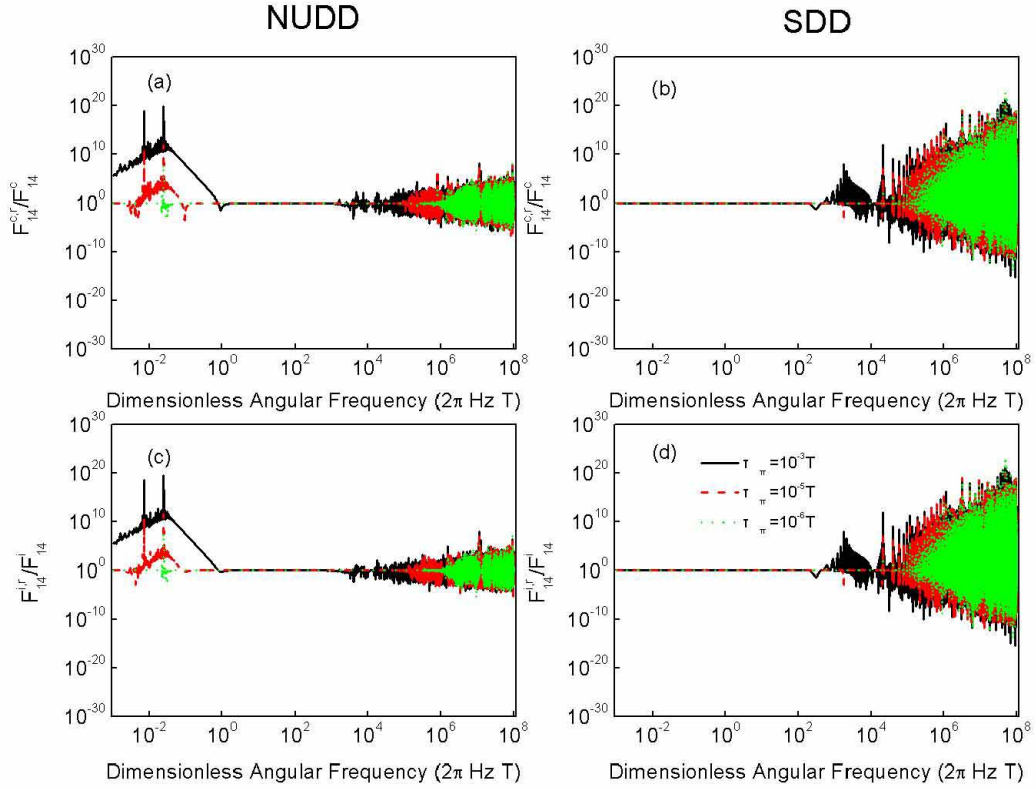


Figure 4. The ratio of the finite-width filter function $F_{14}^{c,r}$ (or $F_{14}^{i,r}$) to the ideal filter function F_{14}^c (or F_{14}^i) for NUDD with $(L_0, L_1) = (6, 6)$ and SDD with $(D_0, D_1) = (24, 24)$. In these figures different traces correspond to different values of τ_π in units of the total pulse duration time T .