

Information and fidelity in projective measurements

Hiroaki Terashima

*Department of Physics, Faculty of Education, Gunma University,
Maebashi, Gunma 371-8510, Japan*

Abstract

In this study, we explicitly calculate information and fidelity of an r -rank projective measurement on a completely unknown state in a d -dimensional Hilbert space. We also show a tradeoff between information and fidelity at the level of a single outcome and discuss the efficiency of measurement with respect to fidelity.

PACS: 03.65.Ta, 03.67.-a

Keywords: quantum measurement, quantum information, projective measurement

1 Introduction

In quantum theory, a measurement that provides information about a physical system inevitably changes the state of the system depending on the outcome of the measurement. This is an interesting property of quantum measurement not only in the foundations of quantum mechanics but also in quantum information processing and communication [1] such as quantum cryptography [2–5]. Therefore, there have been many discussions regarding the tradeoffs between information gain and state change using various formulations [6–15]. For example, Banaszek [7] has shown an inequality between mean estimation fidelity and mean operation fidelity that quantifies information gain and state change, respectively.

In connection with such tradeoffs, the author [16, 17] has recently discussed tradeoffs together with physical reversibility [18, 19] of measurement in the context of reversibility in quantum measurement [20–34]. In particular, the author [17] has shown tradeoffs among information gain, state change, and physical reversibility in the case of single-qubit measurements. An important feature of these tradeoffs is that they occur at the level of a single outcome without averaging all possible outcomes [6, 7, 9, 13]. This

feature originates from the fact that the physical reversibility of measurements suggests quantifying the information gain and the state change for each single outcome, because in physically reversible measurements, a state recovery with information erasure (see the Erratum of [22]) occurs because of the post-selection of outcomes. However, the explicit calculations in the previous studies [16,17] were only performed with two-level systems or qubits.

In this study, we calculate information gain and state change in a projective measurement of rank r on a d -level system assumed to be in a completely unknown state. We evaluate the amount of information gain by a decrease in Shannon entropy [10,33] and the degree of state change by fidelity [35] to express them as functions of r and d . These results lead to a tradeoff between information gain and state change at a single outcome level. We also consider the efficiency of the measurement with respect to fidelity. Of course, projective measurements are not physically reversible [18]. However, they would correspond to special points as the most informative but the least reversible measurements in the tradeoffs among information gain, state change, and physical reversibility in general measurements on a d -level system.

The rest of this paper is organized as follows: Section 2 explains the procedure to quantify information gain and state change and calculates them in the case of an r -rank projective measurement on a d -level system. Section 3 discusses a tradeoff between information gain and state change and considers efficiency of the measurement with respect to the state change. Section 4 summarizes our results.

2 Information and Fidelity

We evaluate the amount of information provided by a quantum measurement as follows. Suppose that the pre-measurement state of a system is known to be one of the predefined pure states $\{|\psi(a)\rangle\}$, $a = 1, \dots, N$, with equal probability $p(a) = 1/N$ [16,17,33], although the index a of the pre-measurement state is unknown to us. Thus, the lack of information about the state of the system can be evaluated by Shannon entropy as

$$H_0 = - \sum_a p(a) \log_2 p(a) = \log_2 N \quad (1)$$

before measurement. If the pre-measurement state is completely unknown, as is usually the case in quantum measurement, then the set of the predefined

states, $\{|\psi(a)\rangle\}$, consists of all possible pure states of the system with $N \rightarrow \infty$. Each state can be expanded by an orthonormal basis $\{|k\rangle\}$ as

$$|\psi(a)\rangle = \sum_k c_k(a) |k\rangle \quad (2)$$

with $k = 1, 2, \dots, d$, where d is the dimension of the Hilbert space associated with the system. The coefficients $\{c_k(a)\}$ obey the normalization condition

$$\sum_k |c_k(a)|^2 = 1. \quad (3)$$

We next perform a quantum measurement on the system to obtain the information about its state. A quantum measurement is generally described by a set of measurement operators $\{\hat{M}_m\}$ [1, 36] that satisfies

$$\sum_m \hat{M}_m^\dagger \hat{M}_m = \hat{I}, \quad (4)$$

where \hat{I} is the identity operator. If the system to be measured is in a state $|\psi\rangle$, the measurement yields an outcome m with probability

$$p_m = \langle \psi | \hat{M}_m^\dagger \hat{M}_m | \psi \rangle \quad (5)$$

and then causes a state reduction of the measured system into

$$|\psi_m\rangle = \frac{1}{\sqrt{p_m}} \hat{M}_m |\psi\rangle. \quad (6)$$

Here we consider performing a projective measurement because it is the most informative. In particular, we perform a measurement where the process yielding a particular outcome m is described by a projection operator of rank r ($r = 1, 2, \dots, d$); that is, the measurement operator corresponding to the outcome m is written without loss of generality as

$$\hat{M}_m = \kappa_m \hat{P}^{(r)} = \kappa_m \sum_{k=1}^r |k\rangle \langle k| \quad (7)$$

by relabeling the orthonormal basis, where κ_m is a complex number. The other measurement operators are irrelevant as long as condition (4) is satisfied, since our interest is only at the level of a single outcome. The measurement then yields the outcome m with probability

$$p(m|a) = |\kappa_m|^2 \sum_{k=1}^r |c_k(a)|^2 \equiv |\kappa_m|^2 q_m(a) \quad (8)$$

when the pre-measurement state is $|\psi(a)\rangle$ from Eqs. (2) and (5). Since the probability for $|\psi(a)\rangle$ is $p(a) = 1/N$, the total probability for the outcome m becomes

$$p(m) = \sum_a p(m|a) p(a) = \frac{1}{N} \sum_a |\kappa_m|^2 q_m(a) = |\kappa_m|^2 \overline{q_m}, \quad (9)$$

where the overline denotes the average over a ,

$$\overline{f} \equiv \frac{1}{N} \sum_a f(a). \quad (10)$$

On the contrary, Bayes' rule states that given the outcome m , the probability for the pre-measurement state $|\psi(a)\rangle$ is given by

$$p(a|m) = \frac{p(m|a) p(a)}{p(m)} = \frac{q_m(a)}{N \overline{q_m}}. \quad (11)$$

Thus, the lack of information about the pre-measurement state can be evaluated by Shannon entropy as

$$H(m) = - \sum_a p(a|m) \log_2 p(a|m) \quad (12)$$

after the measurement yields the outcome m . Therefore, we define information gain by the measurement with the *single* outcome m as the decrease in Shannon entropy [10, 33]

$$I(m) \equiv H_0 - H(m) = \frac{\overline{q_m \log_2 q_m} - \overline{q_m} \log_2 \overline{q_m}}{\overline{q_m}}, \quad (13)$$

which is free from the divergent term $\log_2 N \rightarrow \infty$ in Eq. (1) owing to the assumption that the probability distribution $p(a)$ is uniform.

In order to explicitly calculate the information gain (13), we introduce parametrization of the coefficients $\{c_k(a)\}$. Let $\alpha_k(a)$ and $\beta_k(a)$ be the real and imaginary parts of $c_k(a)$, respectively:

$$c_k(a) = \alpha_k(a) + i\beta_k(a). \quad (14)$$

The normalization condition (3) then becomes

$$\sum_k [\alpha_k(a)^2 + \beta_k(a)^2] = 1. \quad (15)$$

Note that this is the condition for a point to be on the unit sphere in $2d$ dimensions. This means that $\{\alpha_k(a)\}$ and $\{\beta_k(a)\}$ can be expressed by hyperspherical coordinates $(\theta_1, \theta_2, \dots, \theta_{2d-2}, \phi)$ as [33]

$$\begin{aligned}
\alpha_1(a) &= \sin \theta_{2d-2} \sin \theta_{2d-3} \cdots \sin \theta_3 \sin \theta_2 \sin \theta_1 \cos \phi, \\
\beta_1(a) &= \sin \theta_{2d-2} \sin \theta_{2d-3} \cdots \sin \theta_3 \sin \theta_2 \sin \theta_1 \sin \phi, \\
\alpha_2(a) &= \sin \theta_{2d-2} \sin \theta_{2d-3} \cdots \sin \theta_3 \sin \theta_2 \cos \theta_1, \\
\beta_2(a) &= \sin \theta_{2d-2} \sin \theta_{2d-3} \cdots \sin \theta_3 \cos \theta_2, \\
&\vdots \\
\alpha_d(a) &= \sin \theta_{2d-2} \cos \theta_{2d-3}, \\
\beta_d(a) &= \cos \theta_{2d-2},
\end{aligned} \tag{16}$$

where $0 \leq \phi < 2\pi$ and $0 \leq \theta_p \leq \pi$ with $p = 1, 2, \dots, 2d - 2$. The index a now represents the angles $(\theta_1, \theta_2, \dots, \theta_{2d-2}, \phi)$ and thus the summation over a is replaced with an integral over the angles as

$$\frac{1}{N} \sum_a \longrightarrow \frac{(d-1)!}{2\pi^d} \int_0^{2\pi} d\phi \prod_{p=1}^{2d-2} \int_0^\pi d\theta_p \sin^p \theta_p. \tag{17}$$

From Eqs. (8) and (10), we get

$$q_m(a) = \begin{cases} \prod_{p=2r-1}^{2d-2} \sin^2 \theta_p & (r < d) \\ 1 & (r = d) \end{cases} \tag{18}$$

and

$$\overline{q_m} = \frac{r}{d} \tag{19}$$

using the integral formula

$$\int_0^\pi d\theta \sin^n \theta = \sqrt{\pi} \frac{\Gamma\left(\frac{n+1}{2}\right)}{\Gamma\left(\frac{n+2}{2}\right)}, \tag{20}$$

where $n > -1$ with the Gamma function $\Gamma(n)$. Similarly, using

$$\int_0^\pi d\theta \sin^n \theta \log_2 \sin \theta = \sqrt{\pi} \frac{\Gamma\left(\frac{n+1}{2}\right)}{\Gamma\left(\frac{n+2}{2}\right)} \left[(-1)^{n+1} + \sum_{k=1}^n \frac{(-1)^{n+k+1}}{k \ln 2} \right] \tag{21}$$

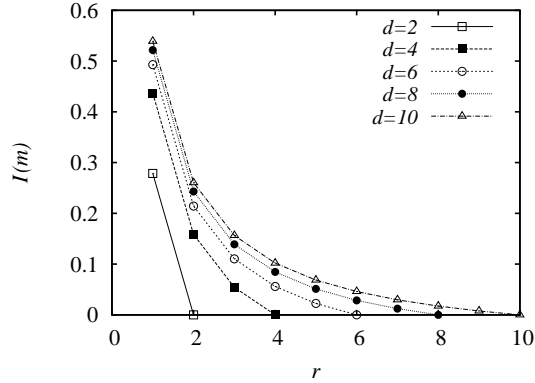


Figure 1: Information gain $I(m)$ when the projective measurement yields the outcome m as a function of rank r for $d = 2, 4, 6, 8, 10$.

for $n > -1$ [37] with $\log_2 x = \ln x / \ln 2$, we obtain

$$\overline{q_m \log_2 q_m} = -\frac{r}{d \ln 2} [\eta(d) - \eta(r)], \quad (22)$$

where

$$\eta(n) \equiv \sum_{k=1}^n \frac{1}{k}. \quad (23)$$

Therefore, the total probability (9) and the information gain (13) are calculated to be

$$p(m) = |\kappa_m|^2 \frac{r}{d} \quad (24)$$

and

$$I(m) = \log_2 \frac{d}{r} - \frac{1}{\ln 2} [\eta(d) - \eta(r)], \quad (25)$$

respectively. Figure 1 shows the information gain $I(m)$ as a function of rank r for $d = 2, 4, 6, 8, 10$. As shown in Fig. 1, the information gain monotonically decreases as r increases and becomes 0 at $r = d$. Note that when $r = d$, the measurement corresponds to an uninformative identity operation, since the measurement operator (7) reduces to the identity operator \hat{I} except for the constant κ_m . In contrast, when r is fixed, the information gain monotonically increases as d increases. Thus, taking the limit of Eq. (25) as d goes to infinity

at $r = 1$, we find the upper bound on information gain as

$$I(m) \rightarrow \frac{1}{\ln 2} (1 - \gamma) \simeq 0.610, \quad (26)$$

where γ is Euler's constant.

On the other hand, the measurement changes the state of the measured system. When the pre-measurement state is $|\psi(a)\rangle$ and the measurement outcome is m , the post-measurement state is

$$|\psi(m, a)\rangle = \frac{1}{\sqrt{p(m|a)}} \kappa_m \hat{P}^{(r)} |\psi(a)\rangle \quad (27)$$

according to Eqs. (6) and (7). To quantify this state change, we use fidelity [1, 35] between the pre-measurement and post-measurement states, namely

$$F(m, a) = |\langle \psi(a) | \psi(m, a) \rangle| = \sqrt{q_m(a)}. \quad (28)$$

This fidelity decreases as the measurement increasingly changes the state of the system. Averaging it over a with the probability (11), we evaluate the degree of state change as

$$F(m) = \sum_a p(a|m) [F(m, a)]^2 = \frac{\overline{q_m^2}}{q_m} \quad (29)$$

after the measurement yields the outcome m , where for simplicity, we have averaged the squared fidelity rather than the fidelity. The fidelity (29) can be explicitly calculated using the parameterization (16) as

$$F(m) = \frac{r+1}{d+1}, \quad (30)$$

because of Eq. (19) and

$$\overline{q_m^2} = \frac{r(r+1)}{d(d+1)}. \quad (31)$$

Figure 2 shows the fidelity $F(m)$ as a function of rank r for $d = 2, 4, 6, 8, 10$. In contrast to information gain, fidelity monotonically increases with r and becomes 1 at $r = d$. Moreover, when r is fixed, fidelity monotonically decreases as d increases and becomes 0 in the limit $d \rightarrow \infty$.

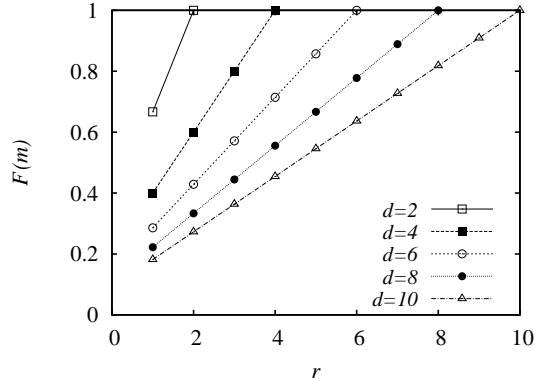


Figure 2: Fidelity $F(m)$ when the projective measurement yields the outcome m as a function of rank r for $d = 2, 4, 6, 8, 10$.

3 Tradeoff and Efficiency

From the explicit formulae for the information gain (25) and fidelity (30), we find a tradeoff between information and fidelity in projective measurements. Figure 3 shows the fidelity $F(m)$ as a function of the information gain $I(m)$ for $d = 2, 4, 6, 8, 10$. As the measurement provides more information about the state of a system, the process of measurement changes the state to a greater extent, as shown in Fig. 3. It should be emphasized that this tradeoff is at a single outcome level in the sense that there is no average over outcome.

In addition, another relationship between information gain and state change can be shown by defining the efficiency of measurement as the ratio of the information gain to the fidelity loss [16, 17],

$$E_F(m) \equiv \frac{I(m)}{1 - F(m)}. \quad (32)$$

Figure 4 shows the efficiency of measurement, $E_F(m)$, as a function of rank r for $d = 2, 4, 6, 8, 10$, although it is ill-defined at $r = d$ because of $I(m) = 1 - F(m) = 0$. The efficiency is a monotonically decreasing function for each d and has a maximal value $3[1 - 1/(2 \ln 2)]$ at $r = 1$ in $d = 2$. This means that among the various projective measurements, a projective measurement on a two-level system or qubit is the most efficient with respect to fidelity. Nevertheless, it is the least efficient among single-qubit measurements, as

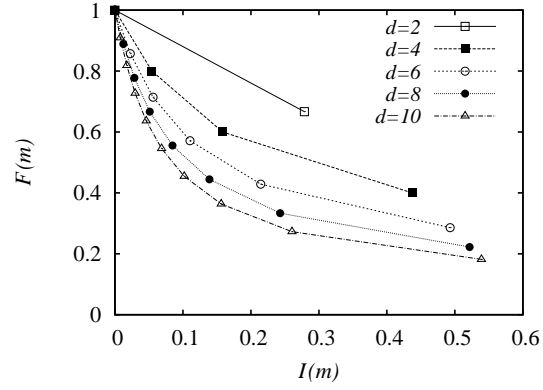


Figure 3: Fidelity $F(m)$ as a function of information gain $I(m)$ for $d = 2, 4, 6, 8, 10$.

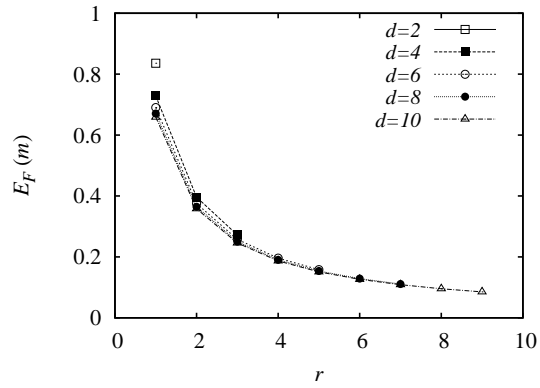


Figure 4: Efficiency of measurement $E_F(m)$ as a function of rank r for $d = 2, 4, 6, 8, 10$.

discussed in Ref. [17].

4 Conclusion

We calculated the information gain and fidelity of a projective measurement on a system where the pre-measurement state was assumed to be in a completely unknown state. They are expressed as functions of the dimensions d of the Hilbert space associated with the system and rank r of the projection operator associated with the measurement, as in Eqs. (25) and (30). These results show a tradeoff between information and fidelity at the level of a single outcome without averaging all outcomes, as shown in Fig. 3. We also discussed the efficiency of the measurement by using the ratio of information gain to fidelity loss. In terms of this efficiency, a projective measurement on a two-level system or qubit is the most efficient among the various projective measurements.

Although here we have considered only projective measurements, there are many measurements that are not projective, e.g., photodetection processes in photon counting [16]. Such measurements can be less informative but more reversible than projective measurements. However, in general measurements on a d -level system, it would be difficult to find tradeoffs among information gain, fidelity, and physical reversibility because they are all functions of $d-1$ parameters [17]. To find the tradeoffs, our present results suggest some special points such as the endpoints of boundary curves in the tradeoffs, since projective measurements are the most informative but the least reversible.

Acknowledgments

This study was supported by a Grant-in-Aid for Scientific Research (Grant No. 20740230) from Japan Society for the Promotion of Science.

References

- [1] M. A. Nielsen and I. L. Chuang, *Quantum Computation and Quantum Information* (Cambridge University Press, Cambridge, 2000).

- [2] C. H. Bennett and G. Brassard, in *Proceedings of IEEE International Conference on Computers, Systems and Signal Processing, Bangalore, India* (IEEE, New York, 1984), pp. 175–179.
- [3] A. K. Ekert, *Phys. Rev. Lett.* **67**, 661 (1991).
- [4] C. H. Bennett, *Phys. Rev. Lett.* **68**, 3121 (1992).
- [5] C. H. Bennett, G. Brassard, and N. D. Mermin, *Phys. Rev. Lett.* **68**, 557 (1992).
- [6] C. A. Fuchs and A. Peres, *Phys. Rev. A* **53**, 2038 (1996).
- [7] K. Banaszek, *Phys. Rev. Lett.* **86**, 1366 (2001).
- [8] C. A. Fuchs and K. Jacobs, *Phys. Rev. A* **63**, 062305 (2001).
- [9] K. Banaszek and I. Devetak, *Phys. Rev. A* **64**, 052307 (2001).
- [10] G. M. D’Ariano, *Fortschr. Phys.* **51**, 318 (2003).
- [11] M. Ozawa, *Ann. Phys.* **311**, 350 (2004).
- [12] L. Maccone, *Phys. Rev. A* **73**, 042307 (2006).
- [13] M. F. Sacchi, *Phys. Rev. Lett.* **96**, 220502 (2006).
- [14] F. Buscemi and M. F. Sacchi, *Phys. Rev. A* **74**, 052320 (2006).
- [15] F. Buscemi, M. Hayashi, and M. Horodecki, *Phys. Rev. Lett.* **100**, 210504 (2008).
- [16] H. Terashima, *Phys. Rev. A* **83**, 032111 (2011).
- [17] H. Terashima, *Phys. Rev. A* **83**, 032114 (2011).
- [18] M. Ueda, N. Imoto, and H. Nagaoka, *Phys. Rev. A* **53**, 3808 (1996).
- [19] M. Ueda, in *Frontiers in Quantum Physics: Proceedings of the International Conference on Frontiers in Quantum Physics, Kuala Lumpur, Malaysia, 1997*, edited by S. C. Lim, R. Abd-Shukor, and K. H. Kwek (Springer-Verlag, Singapore, 1999), pp. 136–144.
- [20] M. Ueda and M. Kitagawa, *Phys. Rev. Lett.* **68**, 3424 (1992).

- [21] A. Imamoglu, Phys. Rev. A **47**, R4577 (1993).
- [22] A. Royer, Phys. Rev. Lett. **73**, 913 (1994); **74**, 1040(E) (1995).
- [23] H. Mabuchi and P. Zoller, Phys. Rev. Lett. **76**, 3108 (1996).
- [24] M. A. Nielsen and C. M. Caves, Phys. Rev. A **55**, 2547 (1997).
- [25] M. Koashi and M. Ueda, Phys. Rev. Lett. **82**, 2598 (1999).
- [26] M. Ban, J. Phys. A: Math. Gen. **34**, 9669 (2001).
- [27] H. Terashima and M. Ueda, Phys. Rev. A **74**, 012102 (2006).
- [28] A. N. Korotkov and A. N. Jordan, Phys. Rev. Lett. **97**, 166805 (2006).
- [29] H. Terashima and M. Ueda, Phys. Rev. A **75**, 052323 (2007).
- [30] N. Katz, M. Neeley, M. Ansmann, R. C. Bialczak, M. Hofheinz, E. Lucero, A. O'Connell, H. Wang, A. N. Cleland, J. M. Martinis, and A. N. Korotkov, Phys. Rev. Lett. **101**, 200401 (2008).
- [31] Y.-S. Kim, Y.-W. Cho, Y.-S. Ra, and Y.-H. Kim, Opt. Express **17**, 11978 (2009).
- [32] Q. Sun, M. Al-Amri, and M. S. Zubairy, Phys. Rev. A **80**, 033838 (2009).
- [33] H. Terashima and M. Ueda, Phys. Rev. A **81**, 012110 (2010).
- [34] Y.-Y. Xu and F. Zhou, Commun. Theor. Phys. **53**, 469 (2010).
- [35] A. Uhlmann, Rep. Math. Phys. **9**, 273 (1976).
- [36] E. B. Davies and J. T. Lewis, Commun. Math. Phys. **17**, 239 (1970).
- [37] I. S. Gradshteyn and I. M. Ryzhik, *Table of Integrals, Series, and Products*, 7th ed., edited by A. Jeffrey and D. Zwillinger, (Academic Press, New York, 2007), p. 585, 4.387.2, p. 906, 8.370, p. 907, 8.375.2.