

# Plasmon and coupled plasmon-phonon modes in graphene

H.M. Dong<sup>1,2</sup>, S.H. Zhang<sup>1</sup>, and W. Xu<sup>1,3\*</sup>

<sup>1</sup>Key Laboratory of Materials Physics, Institute of Solid State Physics, Chinese Academy of Sciences, China

<sup>2</sup>Max-Planck Institute for the Science of Light, 91058 Erlangen, Germany and

<sup>3</sup>Department of Physics, Yunnan University, Kunming 650091, China

(Dated: September 30, 2018)

Plasmon and coupled plasmon-phonon modes in graphene are investigated theoretically within the diagrammatic self-consistent field theory. It shows that two plasmon modes and four coupled plasmon-phonon modes can be excited via intra- and inter-band transition channels. It is found that with increasing  $q$  and carrier density, the plasmon modes couple strongly with the optic-phonon modes in graphene. The coupled plasmon-phonon modes exhibit some interesting features which can be utilized to realize the plasmonic devices. Our results suggest that the carrier-phonon interaction should be considered to understand and explain the properties of elementary electronic excitations in graphene.

PACS numbers: 73.20.Mf, 72.10.Di, 81.05.ue

## I. INTRODUCTION

Since graphene was discovered in 2004 [1], it has brought us many surprises and opened up a new field of research in condensed matter physics and nano-electronics. From a physics point of view, carriers in graphene are massless, gapless and relativistic Dirac particles with nearly linear energy dispersion. Thus graphene brings us a great opportunity to look into the many-body interactions in a Dirac quasi-particle system. Recently the elementary electronic excitation via plasmon modes resulting from Coulomb interaction has been intensively investigated for graphene based electronic systems. Das Sarma and Hwang [2] and Wang and Chakraborty [3] have found theoretically that the plasmon frequency of the Dirac fermions in graphene shows very different behaviors from the usual 2DEG systems. More interestingly, it has been shown that the plasmon frequencies in graphene can be within the terahertz ( $10^{12}$  Hz or THz) bandwidth [4] and 1 - 10 THz sources based on plasmon amplification in graphene can be generated for moderate carrier densities by applying the gate voltages [5]. Moreover, Jablan *et.al.* has demonstrated that the plasmon excitation in graphene can have low losses for infrared frequencies [6] and proposed that such a feature can be utilized for nano-photonics device applications. The results obtained from further theoretical investigations have indicated that the guided plasmon waves in graphene p-n junctions can be achieved and graphene can then be applied as a material for nano-plasmonics [7]. However, here we notice that most of the published theoretical studies mentioned above were carried out without considering the carrier-phonon coupling in graphene and only the intra-band transition channel was taken into consideration. Very recently, Bostwick *et.al.* observed the plasmarons in free-standing doped

graphene, which results from bound states of charge carriers with plasmons [8].

On the other hand, recent experimental work has suggested that the adiabatic Born-Oppenheimer approximation fails in graphene because of the presence of the interactions between the peculiar Dirac fermions and optic phonons [9]. It has been experimentally demonstrated that the plasmon modes in epitaxial graphene on SiC wafer can be strongly coupled with the surface optical phonon modes in silicon carbide [10]. Bostwick *et.al.* have found experimentally that the electron-electron interaction and the electron-phonon coupling should be considered on an equal footing to understand the properties of Dirac quasi-particles in graphene [11]. Siegel *et.al.* have experimentally demonstrated electron-electron interaction results in unique renormalizations, electron-phonon interaction diminish with decreasing doping in graphene [12]. The measurement of the Raman spectrum has now been widely used to investigate the properties of photo-excited electronic excitations in graphene systems [13, 14]. The results obtained from recent Raman measurements have shown that the position of optic-phonon-induced G-peak depends very weakly on carrier density in the sample. However, the Raman intensity around the G-peak increases with increasing doping concentration in graphene. Such an effect is an identification that both the electron-electron interaction and the electron-phonon coupling affect strongly the elementary electronic excitations in graphene. These experimental findings have clearly indicated that the carrier-phonon coupling is very important in understanding and explaining the electronic and optoelectronic properties of graphene, especially the elementary electronic excitations.

We know that in conventional electronic gas systems the plasmon modes can be strongly modified by phonon scattering so that the new modes, namely the coupled plasmon-phonon modes, are formed. Raman scattering [15], infrared and photoemission measurements [16], and ultrafast pump-and-probe experiments [17], *etc.* have

---

\*Electronic address: wenxu\_issp@yahoo.cn

been widely applied to detect and study the coupled plasmon-phonon modes in semiconductor based bulk and low-dimensional electronic systems. The investigation of the plasmon and coupled plasmon-phonon excitations from electron gas systems is also a fundamental basis for the realization of these systems as plasmonic devices for various applications. Because graphene is an ideal 2DEG system with high carrier density and high carrier mobility, it is natural for us to expect that graphene can exhibit more excellent and unique plasmonic properties for device applications. Thus, in order to gain an in-depth understanding of the many-body interactions in graphene systems and, on this basis, to explore the potential applications of graphene as practical nano-plasmonic devices, it is necessary and significant to examine the roles which the carrier-carrier interaction and the carrier-phonon coupling can play in such a Dirac fermion system. And this becomes the prime motivation of the present theoretical investigation.

## II. THEORETICAL APPROACH

Here we consider a graphene sheet in the  $xy$ -plane. A carrier (electron or hole) in a monolayer graphene can be described by the Dirac equation for a massless neutrino. The energy spectrum and wavefunction for a Dirac quasi-particle in graphene in the absence of the scattering mechanisms can be obtained analytically. They are, respectively,  $E_\lambda(\mathbf{k}) = \lambda\gamma|\mathbf{k}| = \lambda\gamma k$  and  $\psi_{\lambda\mathbf{k}}(\mathbf{r}) = |\mathbf{k}, \lambda \rangle = 2^{-1/2}[1, \lambda e^{i\phi}]e^{i\mathbf{k}\cdot\mathbf{r}}$  in the form of a row matrix. Here,  $\mathbf{k}$  is the wavevector for a carrier and  $k = \sqrt{k_x^2 + k_y^2}$ ,  $\mathbf{r} = (x, y)$ ,  $\gamma = \hbar v_F$  is the band parameter with  $v_F \simeq 10^8$  cm/s being the Fermi-velocity of a Dirac quasi-particle,  $\lambda = +1$  for an electron and  $\lambda = -1$  for a hole, and  $\phi$  is the angle between  $\mathbf{k}$  and the  $x$  direction.

With the single-particle wavefunction for a carrier, we can calculate the electrostatic energy induced by bare carrier-carrier (c-c) interaction in graphene through

$$V_{\lambda'_1\lambda_1\lambda'_2\lambda_2}^{cc} = S_{\lambda'_1\lambda_1\lambda'_2\lambda_2} \int d^2\mathbf{r}_1 d^2\mathbf{r}_2 \psi_{\lambda'_1\mathbf{k}'_1}^*(\mathbf{r}_1) \psi_{\lambda_1\mathbf{k}_1}(\mathbf{r}_1) \times V(\mathbf{r}_1 - \mathbf{r}_2) \psi_{\lambda'_2\mathbf{k}'_2}^*(\mathbf{r}_2) \psi_{\lambda_2\mathbf{k}_2}(\mathbf{r}_2), \quad (1)$$

where  $V(\mathbf{r}) = e^2/\epsilon_\infty|\mathbf{r}|$  is the Coulomb potential with  $\epsilon_\infty \simeq 1$  being the high-frequency dielectric constant for graphene layer [3], and  $S_{\lambda_1\lambda_2\lambda_3\lambda_4} = -i^{(\lambda_1+\lambda_2+\lambda_3+\lambda_4)/2} = \pm 1$  or  $\pm i$  is a sign function related to the charge sign of a carrier in different bands. After considering a momentum conservation law, namely the momentum that flows into the c-c scattering conserves with what flows out for different scattering processes, the bare c-c interaction becomes

$$V_{\alpha\beta}^{cc} = S_{\alpha\beta} V_q G_{\alpha\beta}(\mathbf{k}, \mathbf{q}), \quad (2)$$

where we have defined  $\alpha = (\lambda'\lambda)$  for intra- (i.e.,  $\lambda' = \lambda$ ) and inter-band (i.e.,  $\lambda' \neq \lambda$ ) transition,  $\mathbf{q} = (q_x, q_y)$  is

the change of the carrier wavevector during a c-c scattering event,  $V_q = 2\pi e^2/\epsilon_\infty q$  is the two-dimensional Fourier transform of the Coulomb potential, and

$$G_{\alpha\beta}(\mathbf{k}, \mathbf{q}) = \frac{1 + \alpha A_{\mathbf{k}\mathbf{q}}}{2} \delta_{\alpha,\beta} + i \frac{\alpha B_{\mathbf{k}\mathbf{q}}}{2} (1 - \delta_{\alpha,\beta}),$$

with  $A_{\mathbf{k}\mathbf{q}} = (k + q\cos\theta)/|\mathbf{k} + \mathbf{q}|$ ,  $B_{\mathbf{k}\mathbf{q}} = (q\sin\theta)/|\mathbf{k} + \mathbf{q}|$  and  $\theta$  being the angle between  $\mathbf{k}$  and  $\mathbf{q}$ .

In the present study, we assume that the graphene system can be separated into the carriers of interest and the rest of graphene crystal. For the case of carrier interactions with 2D-like phonons, the interaction Hamiltonian takes a form

$$H_{c-p} = W_{\mathbf{q}} a_{\mathbf{q}} e^{i(\mathbf{q}\cdot\mathbf{r} + \omega_q t)} + W_{\mathbf{q}}^* a_{\mathbf{q}}^\dagger e^{-i(\mathbf{q}\cdot\mathbf{r} + \omega_q t)}, \quad (3)$$

where  $\mathbf{q} = (q_x, q_y)$  is the phonon wavevector along the  $xy$ -plane,  $(a_{\mathbf{q}}^\dagger, a_{\mathbf{q}})$  are the canonical conjugate coordinates of the phonon system,  $W_{\mathbf{q}}$  is the carrier-phonon (c-p) interaction coefficient, and  $\omega_q$  is the phonon frequency. The Fourier transform of the matrix element for bare c-p interaction can be written as

$$W_{\alpha}^{cp} = D_0(\omega_q, \Omega) |U_{\alpha}(\mathbf{k}, \mathbf{q})|^2, \quad (4)$$

where  $\Omega$  is the electronic excitation frequency,  $D_0(\omega_q, \Omega) = 2\hbar\omega_q/[(\hbar\Omega)^2 - (\hbar\omega_q)^2]$  is the bare phonon propagator, and  $|U_{\lambda'\lambda}(\mathbf{k}, \mathbf{q})|^2 = |\langle \mathbf{k} + \mathbf{q}, \lambda' | W_{\mathbf{q}} | \mathbf{k}, \lambda \rangle|^2$ . The published experimental results have indicated that the optic-phonon coupling is a major factor in determining the intensity and peak-position of phonon-related Raman spectrum in graphene [13, 14]. Thus, in conjunction with these experimental findings, in this study we consider carrier interaction with only optic-phonons. On the basis of a valence-force-field model, the coupling coefficient for carrier interactions with long-wavelength optic-phonons in graphene is [18]

$$W_{\mathbf{q}}^{\mu} = -g M_{\mathbf{q}}^{\mu}, \quad (5)$$

where  $g = \hbar\gamma(B/b^2)/\sqrt{2\rho\hbar\omega_0}$  with  $\rho \simeq 6.5 \times 10^{-8}$  g/cm<sup>2</sup> being the areal density of the graphene sheet,  $\omega_0 = 196$  meV the optic-phonon frequency at the  $\Gamma$ -point,  $B \sim 2$  is a dimensionless parameter, and  $b = a/\sqrt{3}$  is the equilibrium bond length. Furthermore,

$$M_{\mathbf{q}}^l = \begin{bmatrix} 0 & -e^{-i\phi_q} \\ e^{i\phi_q} & 0 \end{bmatrix} \text{ and } M_{\mathbf{q}}^t = \begin{bmatrix} 0 & ie^{-i\phi_q} \\ ie^{i\phi_q} & 0 \end{bmatrix}, \quad (6)$$

for coupling with, respectively, the longitudinal ( $l$ ) and transverse ( $t$ ) phonon modes, where  $\phi_q$  is the angle between  $\mathbf{q}$  and the  $x$ -axis. Thus, the squares of the carrier-phonon scattering matrix elements are

$$|U_{\lambda\lambda'}^l(\mathbf{q}, \mathbf{k})|^2 = (g^2/2)[1 - \lambda'\lambda\cos(\phi + \phi' - 2\phi_q)]$$

and

$$|U_{\lambda\lambda'}^t(\mathbf{q}, \mathbf{k})|^2 = (g^2/2)[1 + \lambda'\lambda\cos(\phi + \phi' - 2\phi_q)].$$

The total contribution of the optic-phonon scattering is

$$|U_{\lambda\lambda'}(\mathbf{q}, \mathbf{k})|^2 = |U_{\lambda\lambda'}^l(\mathbf{q}, \mathbf{k})|^2 + |U_{\lambda\lambda'}^t(\mathbf{q}, \mathbf{k})|^2 = g^2\gamma^2, \quad (7)$$

which is independent on  $\mathbf{q}$  and  $\mathbf{k}$ . This feature is very distinct from that in the conventional semiconductor-based 2DEG systems.

In a diagrammatic self-consistent field theory [19], the effective c-c interaction in the presence of the c-p coupling is given by

$$V_{\alpha\beta}^{eff} = [V_{\alpha\beta}^{cc} + W_{\alpha}^{cp}]\epsilon_{\alpha\beta}^{-1},$$

where  $\epsilon_{\alpha\beta} = \delta_{\alpha,\beta}\delta(\mathbf{k}) - [V_{\alpha\beta}^{cc} + W_{\alpha\beta}^{cp}]\Pi_{\beta}(\mathbf{k}, \mathbf{q}; \Omega)$  is the dynamical dielectric function matrix element and

$$\Pi_{\lambda'\lambda}(\mathbf{k}, \mathbf{q}; \Omega) = g_s g_v \frac{f_{\lambda'}[E_{\lambda'}(\mathbf{k} + \mathbf{q})] - f_{\lambda}[E_{\lambda}(\mathbf{k})]}{\hbar\Omega + E_{\lambda'}(\mathbf{k} + \mathbf{q}) - E_{\lambda}(\mathbf{k}) + i\delta}$$

is the pair bubble or density-density correlation function in the absence of the c-c screening, with  $f_{\lambda}(x)$  being the Fermi-Dirac function for a carrier in the  $\lambda$  band and  $g_s = 2$  and  $g_v = 2$  counting respectively the spin and valley degeneracy. After summing  $\epsilon_{\alpha\beta}$  over  $\mathbf{k}$  and setting  $j = (\lambda'\lambda) = 1 = (++)$ ,  $2 = (+-)$ ,  $3 = (-+)$  and  $4 = (--)$ , the dielectric function matrix is obtained as

$$\epsilon(q, \Omega) =$$

$$\begin{bmatrix} 1 + a_1 + b_1 & 0 & 0 & -a_4 \\ 0 & 1 - a_2 - b_2 & -a_3 & 0 \\ 0 & -a_2 & 1 - a_3 - b_3 & 0 \\ -a_1 & 0 & 0 & 1 + a_4 + b_4 \end{bmatrix}, \quad (8)$$

where

$$a_{\lambda'\lambda}(q, \Omega) = -(V_q/2) \sum_{\mathbf{k}} (1 + \lambda'\lambda A_{\mathbf{k}\mathbf{q}}) \Pi_j(\mathbf{k}, \mathbf{q}; \Omega)$$

is induced by the c-c interaction, and

$$b_{\lambda'\lambda}(q, \Omega) = -D_0(\omega_q, \Omega) \sum_{\mathbf{k}} |U_{\lambda'\lambda}(\mathbf{k}, \mathbf{q})|^2 \Pi_j(\mathbf{k}, \mathbf{q}; \Omega)$$

is caused by the c-p coupling. In this study we use a matrix to present the dielectric function. In contrast to previous theoretical study in which only the intra-band transition is considered for calculating the dynamical dielectric function, the present work includes the contributions from inter-band transition channels as well. Thus, the dielectric function matrix is a  $4 \times 4$  matrix. In the absence of the phonon scattering, i.e., when  $b_j = 0$ , the dynamical dielectric function matrix becomes that obtained under the standard random phase approximation (RPA). The determinant of the dielectric function matrix Eq. (II) is given by

$$|\epsilon| = [(1 + a_1 + b_1)(1 + a_4 + b_4) - a_1 a_4] \times [(1 - a_2 - b_2)(1 - a_3 - b_3) - a_2 a_3], \quad (9)$$

which results from intra- (i.e.,  $j = 1$  or  $4$ ) and inter-band (i.e.,  $j = 2$  or  $3$ ) electronic transitions. The modes of the elementary electronic excitation are determined by  $\text{Re}|\epsilon| \rightarrow 0$ .

Now we consider a n-type (or positively gated) graphene with an electron density  $n_e$  and a distribution function  $f_e(x) = [1 + e^{(x-E_F)/k_B T}]^{-1}$  where  $E_F$  is the Fermi energy (or chemical potential) for electrons in the conduction band. In such a case, the valence band is fully occupied so that the distribution  $f_h(x) = 0$ , the hole density  $n_h = 0$ , and  $a_4 = b_4 = 0$ . The approach can also be applied to the p-type (or negatively gated) graphene samples because the electrons and holes are symmetrical in graphene system. At a long-wavelength ( $q \rightarrow 0$ ) and low-temperature ( $T \rightarrow 0$ ) limit, the frequency of the collective excitation of the uncoupled plasmon mode ( $b_j = 0$ ) is obtained as

$$\omega_p = \sqrt{2e^2 E_F q / \epsilon_{\infty}} \sim q^{1/2} \sim n_e^{1/4}, \quad (10)$$

which is induced by intra-band transition within the conduction band. Here,  $E_F = \gamma k_F$  with  $k_F = \sqrt{\pi n_e}$  being the Fermi wavevector in graphene and  $\mathbf{q}$  is defined as the plasmon wavevector or momentum. By solving the equation

$$\Omega - \frac{\omega_p^2}{4E_F} \ln \left| \frac{2E_F + \Omega}{2E_F - \Omega} \right| = 0, \quad (11)$$

we can obtain the uncoupled plasmon mode  $\omega'_p$  induced by inter-band transition for electrons from valence band to conduction band in graphene. Similar to a conventional 2DEG system, the single-particle (electron-hole pair) excitations (SPE) for intra- and inter-band transition channels are also allowed in graphene. The intra- (upper) and inter- (lower) band transition boundaries are still given respectively by  $\omega_s = \gamma|\mathbf{k} + \mathbf{q}| \mp \gamma|\mathbf{k}|$ . Thus, we are able to identify the intra-band SPE regime  $0 \leq \omega_s \leq \gamma q$  for  $q \leq 2k_F$ , and  $\gamma q - 2E_F \leq \omega_s \leq \gamma q$  for  $q \geq 2k_F$ . The inter-band SPE regime is allowed for  $2E_F - \gamma q \leq \omega_s \leq 2E_F + \gamma q$  in graphene. Furthermore, a critical parameter  $q_c = k_F(2 + c - \sqrt{4c + c^2})$  can be introduced to indicate the minimum momentum transfer with  $c = e^2/(\epsilon_{\infty}\gamma)$ , where the plasmon mode enters to the electron-hole continuum.

Including the electron-phonon coupling ( $b_j \neq 0$ ), we obtain two coupled plasmon-phonon modes,

$$\Omega_{\pm} = \frac{1}{\sqrt{2}} [\omega_0^2 + \omega_p^2 \pm \sqrt{(\omega_0^2 - \omega_p^2)^2 + \omega_0 \omega_q^3}]^{1/2} \quad (12)$$

induced by intra-band transition for electrons within the conduction band in graphene, where  $\omega_q^3 = 8g^2\gamma^2 q^2 E_F / \pi$ . Moreover, by solving the equation

$$\Omega - \frac{\pi\omega_p^2(\Omega^2 - \omega_0^2) + 4g^2 E_F \omega_0 \Omega^2}{4\pi E_F (\Omega^2 - \omega_0^2) + 16g^2 E_F^2 \omega_0} \ln \left| \frac{2E_F + \Omega}{2E_F - \Omega} \right| = 0, \quad (13)$$

we acquire two coupled plasmon-phonon modes  $\Omega_1$  and  $\Omega_2$  induced via inter-band transition for electrons from

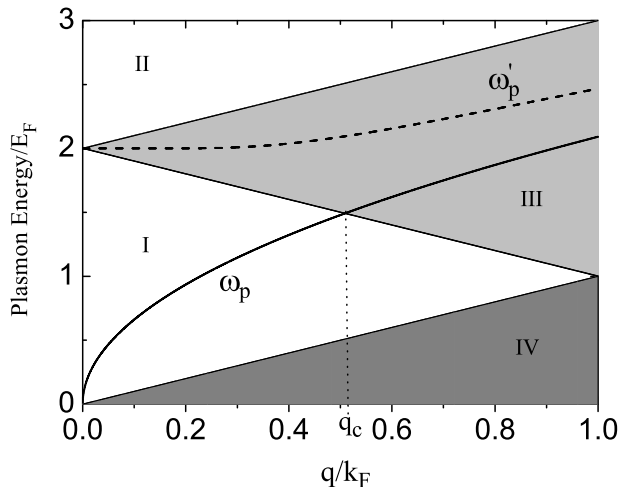


FIG. 1: Dispersion relation for uncoupled plasmon modes  $\omega_p$  (solid line) and  $\omega'_p$  (dashed line) at a fixed electron density  $n_e = 1 \times 10^{12} \text{ cm}^{-2}$ . The regime III (lightly shaded) and regime IV (heavily shaded) correspond respectively to the inter-band SPE and intra-band SPE. The regime I and regime II are for undamped plasmon excitation and the minimum momentum transfer  $q_c \simeq 0.51k_F$  is indicated with  $k_F \simeq 1.77 \times 10^6 \text{ cm}^{-1}$ .

valence band to conduction band in graphene system. The analytical results presented in this Section show that after including the inter-band transition channels and the electron-phonon coupling, the new modes of elementary electronic excitations can be achieved in graphene.

### III. NUMERICAL RESULTS AND DISCUSSIONS

In Fig. 1, the dispersion relation for uncoupled plasmon modes,  $\omega_p$  and  $\omega'_p$  induced respectively by intra- and inter-band transitions, are shown at a fixed electron density in graphene. As being pointed out by other authors [2, 3], the plasmon frequency induced by intra-band excitation in graphene,  $\omega_p \sim q^{1/2} \sim n_e^{1/4}$ , is acoustic-like and depends strongly on  $q$ . The density dependence  $\omega_p \sim n_e^{1/4}$  in graphene differs from that  $\omega_p \sim n_e^{1/2}$  in a conventional 2DEG system. It shows that the plasmon frequency  $\omega_p$  of graphene can be effectively controlled through tuning carrier densities by gated voltages. In the presence of the inter-band transition channels, we obtain a new uncoupled plasmon mode  $\omega'_p$  induced by excitation of electrons from occupied valance band to the empty states in the conduction band. Due to Pauli exclusion principle,  $\omega'_p \geq 2E_F$  is optic-like and depends relatively weakly on  $q$ . With increasing  $q$ ,  $\omega_p$  and  $\omega'_p$  converge in regime III. We find that  $\omega_p$  depends more strongly on carrier density and  $q$  than  $\omega'_p$  does. For a undoped graphene sample so that  $n_e \rightarrow 0$ , the plasmon frequency  $\omega_p \rightarrow 0$  and the excitation is restricted, whereas there exists the plasmon mode with a frequency  $\omega'_p$  due to inter-band

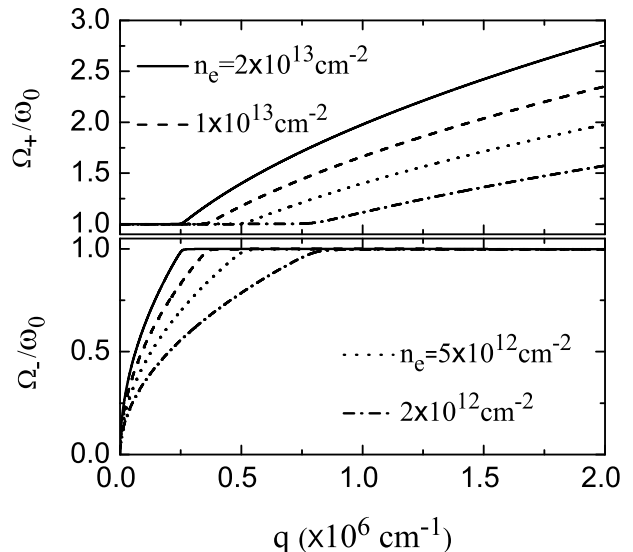


FIG. 2: Dispersion relation for coupled plasmon-phonon modes  $\Omega_+$  (upper panel) and  $\Omega_-$  (lower panel) induced by intra-band transition for different electron densities in graphene as indicated. Here  $\omega_0 = 196 \text{ meV}$  is the optic-phonon frequency.

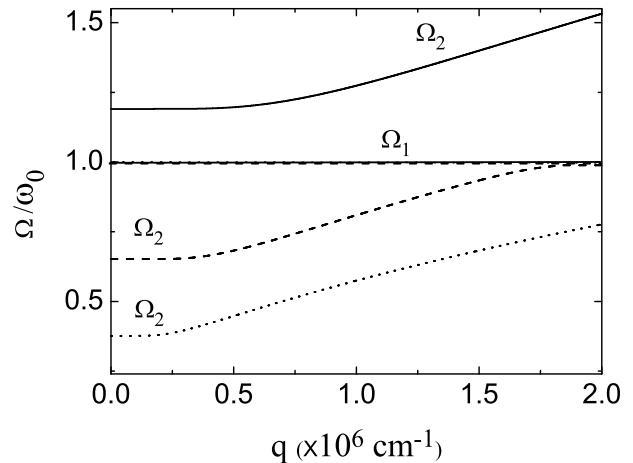


FIG. 3: Dispersion relation for coupled plasmon-phonon modes  $\Omega_1$  ( $\simeq \omega_0$ ) and  $\Omega_2$  ( $\geq 2E_F$ ) induced by inter-band transitions for different electron densities  $n_e = 1 \times 10^{12} \text{ cm}^{-2}$  (solid line),  $n_e = 3 \times 10^{11} \text{ cm}^{-2}$  (dashed line) and  $n_e = 1 \times 10^{11} \text{ cm}^{-2}$  (dotted line). The three curves for  $\Omega_1$  coincide roughly.

electronic transition. Thus, this new plasmon mode can be used to investigate the collective electronic excitation from an nearly intrinsic graphene. In Fig. 1, we also show the regimes III and IV for  $q \leq k_F$  within which the SPE can take place. Similar to a conventional 2DEG, within the SPE regime the Landau damping occurs so that the imaginary part of the dielectric function  $\text{Im}\epsilon(\omega, q) \neq 0$ , and that if the plasmon excitation exists in these regimes for  $q > q_c \simeq 0.51k_F$  (see e.g. III and IV in Fig. 1), the plasmon modes are strongly damped and decay into the electron-hole pairs. Thus, one can see that the plas-

mon mode  $\omega_p$  is undamped for  $q < q_c$  in regime I where  $\text{Im}\epsilon(\omega, q) = 0$ , whereas the plasmon mode  $\omega'_p$  is damped in the full regime of III in which  $\text{Im}\epsilon(\omega, q) \neq 0$ . Consequently, in graphene, the undamped plasmon excitation can be achieved via intra-band transition, while the plasmon excitation via inter-band transition is damped due to the Landau damping effect.

In Fig. 2, the dispersion relation for coupled plasmon-phonon modes  $\Omega_+$  and  $\Omega_-$  induced by intra-band transition is shown for different electron densities. For small values of  $q < q_0$ , the lower frequency branch  $\Omega_- < \omega_0$  is acoustic-like (or plasmon-like) which depends strongly on  $q$ , whereas the higher frequency branch  $\Omega_+ \simeq \omega_0$  is optic-like (or phonon-like) which depends rather weakly on  $q$ . Interestingly, for relatively large values of  $q > q_0$ , the lower frequency branch becomes optic-like and  $\Omega_- \simeq \omega_0$ , whereas the higher frequency branch is acoustic-like and  $\Omega_+ > \omega_0$ . When  $q > q_0$ , the plasmon modes couples strongly to the optic-phonon modes and the frequencies of the coupled plasmon-phonon modes in graphene differ significantly from the corresponding plasmon and optic-phonon frequencies. The  $q_0$  value, at where the two branches of the excitations change the nature of the  $q$  dependence, decreases with increasing the electron density. It is interesting to compare the results for the coupled plasmon-phonon modes in graphene with those in a conventional 2DEG (C2DEG) system. In a semiconductor based C2DEG, there exist three modes for coupled plasmon-phonon excitations induced by intra-subband transition channels via electron interaction with optic-phonons through Fröhlich coupling [20]. They are: i) longitudinal-optic (LO) phonon-like mode  $\omega_+ \simeq \omega_{LO}$  with  $\omega_{LO}$  being the LO-phonon frequency; ii) transverse-optic (TO) phonon-like mode  $\omega_- \simeq \omega_{TO}$  with  $\omega_{TO}$  being the TO-phonon frequency; and iii) plasmon-like mode  $\omega_1$ , respectively. In a C2DEG, the plasmon-like mode does not couple markedly with the phonon-like modes and the phonon-like modes depend quite weakly on  $q$  [20]. The reason why only two coupled plasmon-phonon modes are observed in graphene is that at the  $\Gamma$ -point,  $\omega_{LO} \simeq \omega_{TO} = \omega_0$  for graphene [18] in contrast to a C2DEG where normally  $\omega_{LO} \neq \omega_{TO}$  at the  $\Gamma$ -point. The different  $q$ -dependence of the coupled plasmon-phonon modes in graphene and in a C2DEG is mainly induced by different energy spectra in two electronic systems. As we know, the elementary electronic excitation is achieved via varying the energy and momentum of the electrons. Thus, the energy spectrum of the electronic system determines mainly the dispersion relation of the electronic excitation. In contrast to a parabolic energy spectrum for a C2DEG, graphene has a linear energy spectrum. As a result, the dispersion relation of the coupled plasmon-phonon modes in graphene differs significantly from those in a C2DEG. From Fig. 2, we can also find that with increasing electron density  $n_e$ , the  $q_0$  value decreases, and the plasmon and phonon modes are strongly coupled. This is because the plasmon frequency  $\omega_p \sim n_e^{1/4}$  in graphene can be comparable to the optic-phonon fre-

quency  $\omega_0$  at a relatively large  $n_e$ .

In Fig. 3, we show the dispersion relation for coupled plasmon-phonon modes with frequencies  $\Omega_1$  and  $\Omega_2$  induced by inter-band transition in graphene for different electron densities  $n_e$ . We see that a strong optic-phonon-like mode with a frequency  $\Omega_1 \simeq \omega_0$  can be generated in graphene and the frequency of this mode depends very weakly on both  $q$  and the electron density. In contrast, the plasmon-like mode  $\Omega_2 \sim \omega'_p$  depends sensitively on electron density and on plasmon wavevector  $q$ .  $\Omega_2$  increases with  $n_e$  due to its plasmon-like nature of the excitation. We note that both modes with  $\Omega_1$  and  $\Omega_2$  are optic-like and uncoupled with each other. For a n-type graphene, an excitation energy  $E > E_F$  is required to excite electrons in the valence band into the conduction band and to induce the elementary electronic excitations due to the phase-space restriction. As a result, there are always  $\Omega_1 \simeq \omega_0$  and  $\Omega_2 \geq 2E_F$  for coupled plasmon-phonon frequencies induced by inter-band transition in graphene and these modes are undamped by the Landau-damping effect.

It is known that the elementary electronic excitation can be achieved in an electron gas system through electronic transition from occupied lower-energy states to the empty higher-energy states. This includes both intra- and inter-band excitations. In a semiconductor based C2DEG, because the band-gap between the conduction band and the valence band is quite large, the inter-band electronic transition requires a quite large excitation energy and thus is less possible. However, graphene is a gapless 2DEG and the inter-band electronic transition in graphene can therefore be achieved via a small energy transfer. Hence, the elementary electronic excitation via plasmon and coupled plasmon-phonon modes induced by inter-band transition can be more possibly achieved in graphene than in a C2DEG. Because the carrier density in graphene can be effectively modulated up to  $\sim 10^{13} \text{ cm}^{-2}$  by applying the gate voltages [6, 10, 11], the plasmon and coupled plasmon-phonon excitations can be experimentally detected and studied by different methods [10, 17]. It is found experimentally that the position of the G-peak induced by optic-phonon scattering in the Raman spectrum in graphene varies very little with varying the carrier density in the sample. However, the Raman intensity around the G-peak depends quite strongly on the carrier density in graphene. The results from the present study show that for small values of  $q$ , optic-phonon-like modes can be generated through coupled plasmon-phonon excitations via intra-band (see  $\Omega_+$  in Fig. 2 for  $q < q_0$ ) and inter-band (see  $\Omega_1$  in Fig. 3) electronic transition channels. Such modes depend rather weakly on  $q$  and  $n_e$  for small values of  $q$ . This suggests that the position the optic-phonon-induced G-peak in the Raman spectrum does not change significantly with varying the carrier density in the sample, in line with the experimental finding. From Fig. 2, we see that for relatively large values of  $q > q_0$  which decreases with increasing  $n_e$ , the frequency of optic-phonon-like mode

$\Omega_+$  induced by intra-band excitation depends strongly on electron density. This implies that the Raman intensity around the G-peak can be altered with varying the carrier density in graphene. Because the optic-phonon-like mode induced by inter-band excitation  $\Omega_1$  depends very little on  $n_e$  (see Fig. 3), the change of the Raman intensity around the G-peak is mainly induced by intra-band excitation mechanism. Thus, our results can be applied to understand and explain the experimental findings. These experimental and theoretical results indicate that the electron-phonon interaction can affect strongly the features of elementary electronic excitations in graphene. Furthermore, the results shown in Figs. 2 and 3 demonstrate that the coupled plasmon-phonon excitations in graphene can provide frequency-tunable plasmonic modes. Hence, graphene can be used as plasmonic device for various applications.

#### IV. CONCLUSIONS

In this work, we have developed a tractable theory approach to study the plasmon and coupled plasmon-phonon modes in graphene in which the carrier-carrier interaction and the carrier-phonon coupling are taken into consideration. We have also included the effect of the presence of the inter-band electronic transition channels within our calculations. The main conclusions obtained from this study are summarized as follows.

An acoustic-like plasmon mode with a frequency  $\omega_p \sim q^{1/2} \sim n_e^{1/4}$  can be generated via intra-band electronic transition in graphene and the carrier density dependence of this mode differs from that in a conventional 2DEG. This is in line with previous theoretical finding. We have found that an optical-like plasmon mode with a frequency

$\omega'_p$  can be excited via inter-band electronic transition in graphene. However, this mode is within the Landau-damping regime.

We have found that four coupled plasmon-phonon modes can be generated in graphene. The features of two coupled-phonon modes induced by intra-band transition channels differ significantly from those observed in a conventional 2DEG system. Two optic-like modes for coupled plasmon-phonon excitation can be observed via inter-band electronic transition channels. Three coupled plasmon-phonon modes depends strongly on electron density and plasmon wavevector.

The results obtained from this study demonstrate that if the inter-band transition channels are taken into consideration, new modes for plasmon and coupled plasmon-phonon excitations can be obtained in graphene. The properties of the plasmon and coupled plasmon-phonon excitations in graphene are very distinct from those in the conventional 2DEG systems. Our results confirm that the carrier-carrier interaction and the carrier-phonon coupling should be equally considered to understand the properties of elementary electronic excitation in graphene. Finally, our results presented and discussed in this paper can be used to understand and explain the experimental findings obtained from, e.g., the Raman measurements.

#### Acknowledgments

Academy of Sciences, National Natural Science Foundation of China and Department of Science and Technology of Yunnan Province, China. One of us (H.M. Dong) was supported by Max Planck Society/Chinese Academy of Sciences Doctoral Promotion Program.

- 
- [1] K.S. Novoselov, A.K. Geim, S.V. Morozov, D. Jiang, Y. Zhang, S.V. Dubonos, I.V. Grigoreva, and A.A. Firsov, *Science* 306 (2004) 666.
  - [2] S. Das Sarma and E.H. Hwang, *Phys. Rev. Lett.* 102 (2009) 206412.
  - [3] X.F. Wang and T. Chakraborty, *Phys. Rev. B* 75 (2007) 033408.
  - [4] V. Ryzhii, A. Satou, and T. Otsuji, *J. Appl. Phys.* 101 (2007) 024509.
  - [5] F. Rana, *IEEE Transactions on Nanotechnology* 7 (2008) 91.
  - [6] M. Jablan, H. Buljan, and Soljačić, *Phys. Rev. B* 80 (2009) 245435.
  - [7] E.G. Mishchenko, A.V. Shytov, and P.G. Silvestrov, *Phys. Rev. Lett.* 104 (2010) 156806.
  - [8] A. Bostwick, F. Speck, T. Seyller, K. Horn, M. Polini, R. Asgari, A.H. MacDonald and E. Rotenberg, *Science* 328 (2010) 999.
  - [9] S. Pisans, M. Lazzeri, C. Casiraghi, K.S. Novoselov, A.K. Geim, A.C. Ferrari and F. Mauri, *Nature Materials* 6 (2007) 198.
  - [10] Y. Liu and R.F. Willis, *Phys. Rev. B* 81 (2010) 081406(R).
  - [11] A. Bostwick, T. Ohta, T. Seyller, K. Horn, E. Rotenberg, *Nat. Phys.* 3 (2007) 36.
  - [12] D.A. Siegel, Cheol-Hwan Park, C.Y. Hwang, Jack Deslippe, A.V. Fedorov, S.G. Louie and A. Lanzara, *PNAS* 108 (2011) 11365.
  - [13] C. Stampfer, F. Molitor, D. Graf, K. Ensslin, A. Jungen, C. Hierold and L. Wirtz, *Appl. Phys. Lett.* 91 (2007) 241907.
  - [14] D. M. Basko, S. Piscanec, and A. C. Ferrari, *Phys. Rev. B* 80 (2009) 165413.
  - [15] A. Mooradian and G.B. Wright, *Phys. Rev. Lett.* 16 (1966) 999.
  - [16] T. Iwanaga, T. Suzuki, S. Yagi and T. Motooka, *Appl. Phys. Lett.* 86 (2005) 263102.
  - [17] G.C. Cho, T. Dekorsy, H.J. Bakker, R. Hövel, and H. Kurz, *Phys. Rev. Lett.* 77 (1996) 4062; H. Altan, X. Xin, D. Matten, and R.R. Alfano, *Appl. Phys. Lett.* 89 (2006) 052110.
  - [18] W.K. Tse and S. Das Sarma, *Phys. Rev. Lett.* 99 (2007)

- 236802; T. Ando, J. Phys. Soc. Jpn. 76 (2007) 024712.
- [19] W. Xu, M.P. Das and L.B. Lin, J. Phys.: Condens. Matter 15 (2003) 3249.
- [20] X.G. Wu, F.M. Peeters, J.T. Devreese, Phys. Rev. B 32 (1985) 6982(R).