

Antipersistent dynamics in kinetic models of wealth exchange

Sanchari Goswami,^{1,*} Arnab Chatterjee,^{2,†} and Parongama Sen^{1,‡}

¹*Department of Physics, University of Calcutta, 92 Acharya Prafulla Chandra Road, Kolkata 700009, India.*

²*Centre de Physique Théorique (CNRS UMR 6207), Université de la Méditerranée Aix Marseille II, Luminy, 13288 Marseille cedex 9, France.*

We investigate the detailed dynamics of gains and losses made by agents in some kinetic models of wealth exchange. The concept of a walk in an abstract gain-loss space for the agents had been introduced in an earlier work. For models in which agents do not save, or save with uniform saving propensity, this walk has diffusive behavior. In case the saving propensity λ is distributed randomly ($0 \leq \lambda < 1$), the resultant walk showed a ballistic nature (except at a particular value of $\lambda^* \approx 0.47$). Here we consider several other features of the walk with random λ . While some macroscopic properties of this walk are comparable to a biased random walk, at microscopic level, there are gross differences. The difference turns out to be due to an antipersistent tendency towards making a gain (loss) immediately after making a loss (gain). This correlation is in fact present in kinetic models without saving or with uniform saving as well, such that the corresponding walks are not identical to ordinary random walks. In the distributed saving case, antipersistence occurs with a simultaneous overall bias.

PACS numbers: 89.75.Hc, 89.70.+c, 89.75.Fb

I. INTRODUCTION

The distribution of wealth $P(m)$ among individuals in an economy largely show an universal pattern, decaying as $P(m) \sim m^{-(1+\nu)}$ for large values of wealth m . ν is called the Pareto exponent [1], and is usually between 1 and 3 [2–7]. A number of models have been proposed in recent times to reproduce these observed features, specifically to obtain a power law tail as was observed in empirical data. Some of these models have been inspired by the kinetic theory of gas-like exchanges, where a pair of traders exchange wealth, respecting local conservation in any trading [8–13]. These models have a microcanonical description and nobody ends up with negative wealth (i.e., debt is not allowed). Thus, for two agents i and j with money $m_i(t)$ and $m_j(t)$ at time t , the general trading process is given by:

$$m_i(t+1) = m_i(t) + \Delta m; \quad m_j(t+1) = m_j(t) - \Delta m; \quad (1)$$

time t changes by one unit after each trading.

In a simple conservative model proposed by Dragulescu and Yakovenko (DY model) [9], N agents exchange wealth or money randomly keeping the total wealth M constant. The steady-state ($t \rightarrow \infty$) wealth follows a Gibbs distribution: $P(m) = (1/T) \exp(-m/T)$; $T = M/N$, a result which is robust and independent of the topology of the (undirected) exchange space [11].

An additional concept of *saving propensity* was considered first by Chakraborti and Chakrabarti [10] (CC model hereafter). Here, the agents save a fixed fraction λ of their wealth when interacting with another agent.

Thus,

$$m_i(t+1) = \lambda m_i(t) + \epsilon_{ij} [(1-\lambda)(m_i(t) + m_j(t))], \quad (2)$$

$$m_j(t+1) = \lambda m_j(t) + (1-\epsilon_{ij}) [(1-\lambda)(m_i(t) + m_j(t))]; \quad (3)$$

ϵ_{ij} being a random fraction between 0 and 1, modeling the stochastic nature of the trading. It is easy to see that the $\lambda = 0$ case is equivalent to the DY model. This results in completely different types of wealth distribution curves, very close to Gamma distributions [14–16] which fit well to empirical data for low and middle wealth regime [7]. The model features are somewhat similar to Angle's work [17]. Obviously, the CC model did not lead to the expected behaviour according to Pareto law.

In a later model proposed by Chatterjee et. al. [18] (CCM model hereafter) it was assumed that the saving propensity has a distribution and this immediately led to a wealth distribution curve with a Pareto-like tail. Here,

$$m_i(t+1) = \lambda_i m_i(t) + \epsilon_{ij} [(1-\lambda_i)m_i(t) + (1-\lambda_j)m_j(t)], \quad (4)$$

$$m_j(t+1) = \lambda_j m_j(t) + (1-\epsilon_{ij}) [(1-\lambda_i)m_i(t) + (1-\lambda_j)m_j(t)]; \quad (5)$$

which are different from the CC model equations as λ 's are now agent dependent. Various studies on the CCM model have been made soon after [19–26].

In a recent study, the agent dynamics for models with saving propensity was studied with emphasis on the nature of transactions (i.e., whether it is a gain or a loss) [27]. It was observed that in the CCM model, the amount of money gained or lost by a tagged agent in a single interaction follows a distribution which is not symmetric in general, well after equilibrium has been reached. The distribution strongly depends on the saving propensity of the agent. For example, an agent with larger λ suffers more losses of less denomination compared to an

*Email: sg.phys.caluniv@gmail.com

†Email: arnab.chatterjee@cpt.univ-mrs.fr

‡Email: pspthy@caluniv.ac.in

agent with smaller λ although the total money of the two agents has reached equilibrium, that is, each agent's money fluctuates around a λ dependent value.

In [27], in order to study the dynamics of the transactions (i.e., gain or loss), a walk was conceived for the agents in an abstract one dimensional gain-loss space (GLS) where the agents conventionally take a step towards right if a gain is made and left otherwise. It was found that for this walk, $\langle x \rangle$, the distance travelled scales linearly with time t suggesting a ballistic nature of the walk for the CCM walk. Moreover, the slope of the $\langle x \rangle$ versus t curves is dependent on λ ; it is positive for small λ and continuously goes to negative values for larger values of λ . The slope becomes zero at a value of $\lambda^* \simeq 0.469$. In general for the CCM walk $\langle x^2 \rangle$ scales with t^2 . For the CC model on the other hand, $\langle x^2 \rangle$ scaled with t as in a random walk while $\langle x \rangle \approx 0$.

The above results naïvely suggests that the walk in the GLS is like a biased random walk (BRW) (except perhaps at λ^*) for the CCM model while it is like a random walk (RW) for the CC model. In fact, in the CCM model, associated with each value of λ , there seems to be a unique value of the parameter p characterising the corresponding biased random walk, where p is the probability of moving towards a particular direction. This makes it convenient to compare the CCM walk with a BRW which we discuss in the next section by considering some additional features of the walk. The results lead to a study of the temporal correlations presented in Sec. III. In Sec. IV we discuss the results of another walk, the simulated walk (SW), which can be generated in the GLS using the results of [27] to make the analysis more conclusive. In the last section the results are summarized and discussed.

II. CCM WALK IN THE GLS: COMPARISON WITH BRW

Our aim is to compare the results of the walk in GLS in the CCM model with those of a BRW in this section.

In a BRW, a walker moves towards a particular direction with probability $p \neq 1/2$ such that the total distance $\langle x \rangle$ travelled is linear in time t , precisely $\langle x \rangle = (2p - 1)t$ in the preferred direction. To compare the CCM walk with the BRW we have the following scheme:

First, we extract effective values of p for the walk in the GLS using the slopes of the $\langle x \rangle$ versus t plots assuming it is a BRW. Next, from the distribution of distances travelled without change in direction in the CCM walk, we again extract effective p values assuming it is a BRW.

We also compare the direction reversal probability of the CCM walk to that of the BRW. If these effective values of p and direction reversal probability of the CCM walk and the BRW turn out to be identical, we can conclude that the walks in the GLS for the CCM model are ordinary biased random walks.

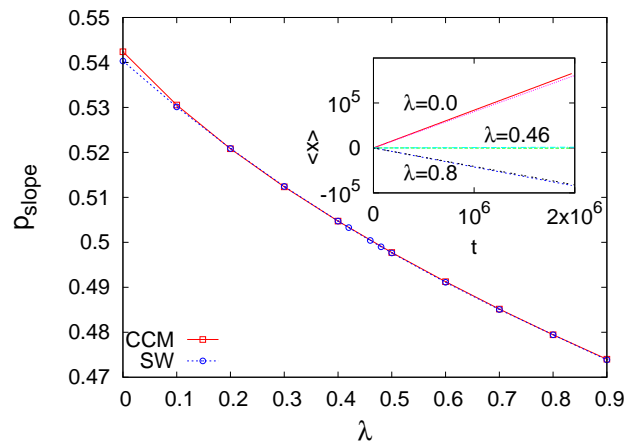


FIG. 1: Plot of p_{slope} as a function of λ obtained from the slopes of $\langle x \rangle$ versus t plot for the CCM model (section II) for $N = 256$ and the simulated walker (SW, discussed in section IV). Inset shows that the variation of $\langle x \rangle$ against t for $\lambda = 0.0, 0.46$ and 0.8 for the CCM model and the SW are almost indistinguishable.

A. p using slopes of $\langle x \rangle$ versus t curves

As already mentioned, for the CCM model, $\langle x \rangle$, the distance travelled in time t varies linearly with t . Thus, $\langle x \rangle = s_0 t$ and an effective $p \equiv p_{slope}$ can be calculated using the relation $p_{slope} = \frac{s_0 + 1}{2}$. (By our convention, if $p_{slope} > \frac{1}{2}$, the walker has a bias towards right (gain).) The results obtained in this way are shown in Fig. 1. We notice that p_{slope} approaches $\frac{1}{2}$ as $\lambda \rightarrow \lambda^*$.

B. Distribution of distances travelled without change in direction

We study the distribution of the walk lengths X through which the walker travels without any change in direction. For the BRW, this is easy to calculate: in our convention let the probability to move towards right be p , then the probability $W_s(X)$ that a walker goes through a length X at a stretch along the right direction is proportional to $p^X (1-p)^2$. The corresponding probability along left is written as $W_s(-X) \propto p^2 (1-p)^X$, and therefore, in a BRW,

$$\frac{W_s(X)}{W_s(-X)} = \left(\frac{p}{1-p} \right)^{X-2}. \quad (6)$$

For the walk in the GLS, $W_s(X)/W_s(-X)$ is calculated numerically for any value of λ , and a value of $p_{eff}(X, \lambda)$ for different values of X is obtained using the above equation. If the CCM walkers were really simple biased random walker, one would get a $p_{eff}(X, \lambda)$ independent of X for a given λ and close to the value p_{slope} obtained using the slope method. In Fig. 2, we plot the $p_{eff}(X)$. It should be noted that in this method, $p_{eff}(X = 2)$ cannot

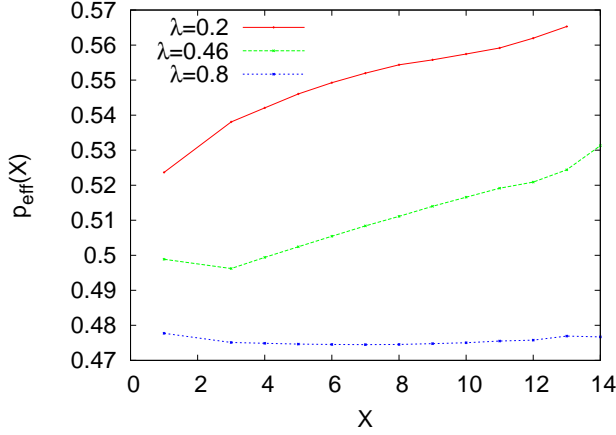


FIG. 2: Variation of $p_{eff}(X)$ against X for $\lambda = 0.2, 0.46, 0.8$ for the CCM model. p_{eff} values are not independent of X in general.

be obtained as the R.H.S. of Eq. (6) becomes unity, i.e., p independent. We notice immediately that the effective p values are in no way independent of X (except perhaps when λ is close to unity). This strongly indicates that the walks are not simple BRW. We will get back to this issue in Sec. IV and Sec. V again.

C. Probability of direction reversal

Another quantity closely related to the measure discussed in the previous subsection is the probability of direction reversals made by the walker, which is defined as $f = n_d/n$, where n_d is the number of times the walker changes direction and n the total number of steps (duration of the walk). f can be identified as $1/\langle X \rangle$, where

$$\langle X \rangle = \sum_X [XW_s(X) + XW_s(-X)] \quad (7)$$

is the average distance travelled at a stretch. Note that we have normalised the probabilities $W_s(X)$ such that $\sum_X [W_s(X) + W_s(-X)] = 1$.

The probability of direction reversal for the BRW is $2p(1-p)$ and has a maximum value of $f = 1/2$ at $p = 1/2$ which corresponds to a random walk. However, we get the result that for the CCM model, f is always greater than $1/2$. The data is shown in Fig. 3. Thus there is no way one can extract an equivalent value of p and make comparisons. This again shows that the agents in the CCM model do not perform a biased random walk in the gain loss space.

One can also define a quantity

$$\langle X \rangle_- = \sum_X [XW_s(X) - XW_s(-X)] \quad (8)$$

to obtain an effective p value for each λ using the fact that for the BRW, $\langle X \rangle_- = (2p - 1)/(2p(1 - p))$. $\langle X \rangle_-$

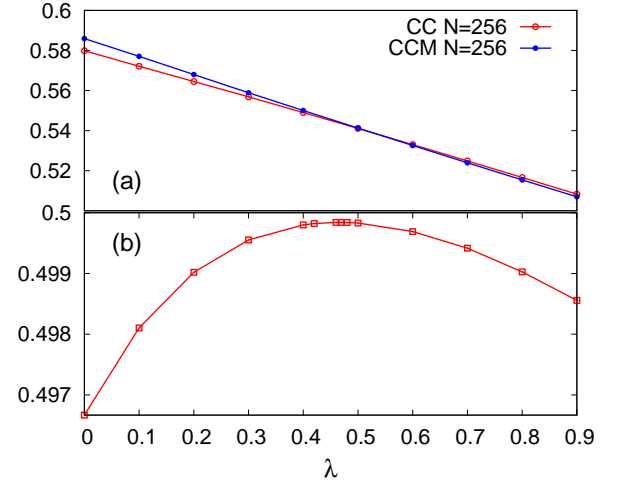


FIG. 3: (a) Plot of direction reversal probability f against λ for CCM and CC models. (b) Same for the simulated walk.

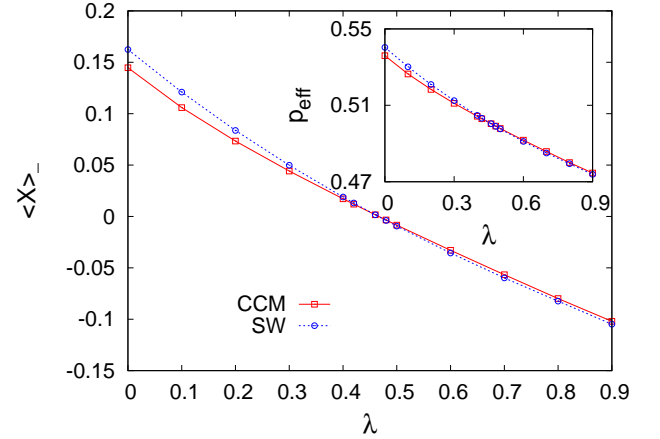


FIG. 4: $\langle X \rangle_-$ plotted against λ for both the CCM model (section II) and SW (section IV). Inset shows the effective p values computed from $\langle X \rangle_-$.

is shown as a function of λ in Fig. 4. Interestingly, here it is possible to extract effective values of p which are quite close to p_{slope} , the values obtained using the slope method (data shown in Fig. 4 to be compared with the data in Fig. 1).

Thus we find that the results for f (which is related to $\langle X \rangle$), indicate that the CCM walk on the GLS cannot be regarded as a BRW while the measure $\langle X \rangle_-$ is fairly consistent with it. In the following sections we resolve this intriguing issue.

Before ending this section, we make a few comments about the quantities $\langle X \rangle$ and $\langle X \rangle_-$, the first of which is directly related to the direction reversal probability f . If the left and right moves of a walker are regarded as the states of a Ising spin and the temporal sequence of the moves are viewed as spin states of the consecutive sites of a one dimensional lattice, then $\langle X \rangle$ is equivalent to the average domain size and $\langle X \rangle_-$ can be interpreted as the

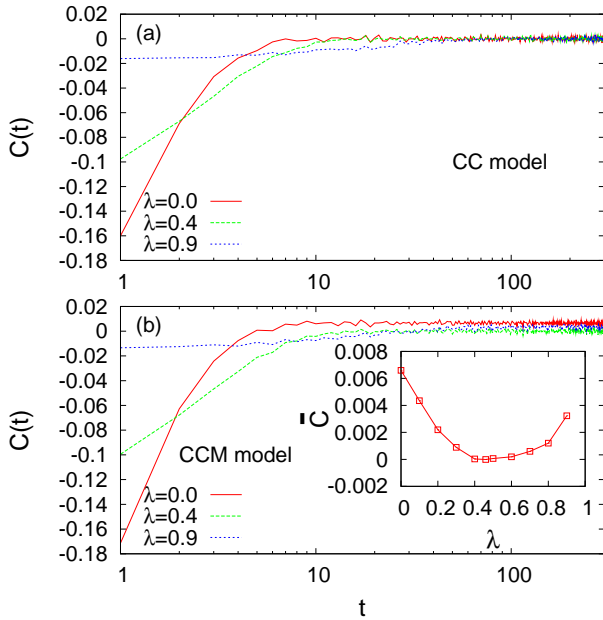


FIG. 5: (a) The correlation of steps taken at time intervals of t are calculated using Eq. (9) for a single walk configuration for CC model, averaging over all possible initial times t_0 . (b) Same for the CCM model. Inset shows that the saturation value of the correlation, \bar{C} , at long times has a dependence on λ ; it is ≈ 0 at λ^* and increases as λ deviates from λ^* .

magnetisation. Also, it should be noted that $\langle X \rangle_-$ is a quantity which will be zero if the $W_s(X)$ distribution is symmetric.

III. CORRELATIONS

Earlier, we had mentioned that for the CC model, the walkers apparently behave as ordinary random walkers. Since the probability of direction reversal in the CCM model shows drastic difference when compared to BRW, the question whether f is exactly equal to $1/2$ in the CC model (as in a random walk) can also be raised.

Interestingly, the CC model shows little difference with the CCM when f is compared (Fig. 3) while previous studies had shown that the scaling of $\langle x^2 \rangle$ are quite different for the two models. We are therefore led to investigate more into the details of the walks for both the CC and CCM walks in the context of direction changes.

In the CCM model, $f > 1/2$ while a bias depending on λ is simultaneously maintained. It may seem a little difficult to conceive such a walk, but it is possible to construct some deterministic toy walk models which have these properties. For example, a walk which goes along right (R) and left (L) as RRLRRL etc. [28], has these features. Here there is a overall bias towards right while $f = 2/3 > 1/2$. Adding some noise may still maintain the bias and $f > 1/2$. The CC walkers on the other hand also show a deviation from a simple random walk

as $f > 1/2$ is obtained here.

Since a large value of probability of direction changes implies that there is a higher probability of taking two successive steps in directions opposite to each other, it immediately suggests that there is a correlation between successive steps. Let the step taken at time t be written as $s(t) = \pm 1$ (+1 for a right step and -1 for a left step). The time correlation function $C(t)$ is then defined as

$$C(t) = \langle s(t_0)s(t_0+t) \rangle - \langle s(t_0) \rangle \langle s(t_0+t) \rangle, \quad (9)$$

where t_0 is an arbitrary time after equilibrium has been reached.

We take average over different initial times t_0 to calculate the above correlation in a single realisation of a walk for both the CC and CCM models. The second term on the R.H.S. of Eq. (9) can be replaced by s_0^2 , as $\langle s(t_0) \rangle$, the average step length, is independent of time at equilibrium and equivalent to s_0 , the slope of the $\langle x \rangle$ versus t plot. For the CC walk, therefore, $\langle s(t_0) \rangle = 0$ while for the CCM walk it has a nonzero value. We notice that for both CC and CCM walks, there is a strong correlation when $t = 1$, which decays quite fast for both models. For the CC walk, the correlations become zero at later times (Fig. 5). For the CCM model, however, the correlation saturates to a very small nonzero value which is λ dependent. The saturation value $\bar{C} = C(t \rightarrow \infty)$ is estimated by averaging $C(t)$ over the last few hundred steps. The average saturation values \bar{C} are shown in the inset of Fig. 5 as a function of λ . \bar{C} has a minimum value $\sim O(10^{-5})$ close to λ^* and a small positive value which increases as λ deviates from λ^* .

The short time correlation in both models is indeed negative which is consistent with the fact that direction reversal occurs with a probability $> 1/2$. It may be mentioned that for a RW as well as a BRW, all time correlations are simply zero.

In a one dimensional walk, two successive steps gives rise to four possible paths: LR, LL, RL, RR. We investigate in detail the probabilities of these moves to gain further insight into the walks in the GLS as the correlations for successive time steps are strongest. This correlation, $C(1)$, is related to the probabilities W of these moves; precisely, $C(1) = W(RR) + W(LL) - W(LR) - W(RL) - s_0^2$.

The results for both CC and CCM models are shown in Fig. 6. We notice that irrespective of the value of λ , $W(RL) = W(LR)$, i.e., the tendency to change direction does not depend on the sequence of the steps taken. At the same time, we note that while for the CC walkers, there is also a symmetry $W(RR) = W(LL)$, for the CCM walkers, which have a bias, these two measures are unequal in general and become equal only at the “bias-less” point λ^* .

From these detailed measures, it is now entirely clear how the CC walk differs from the RW and CCM from the BRW as illustrated in Fig. 7.

A. Understanding why direction change is preferred

At this point it is apparent that in general in these kinetic exchange models, the tendency to make a gain and a loss in successive steps (in either order) is independent of the saving feature of the CC and CCM models. In fact, it is present with maximum probability in the CC model with $\lambda = 0$ (i.e., the DY model) when agents do not save at all.

We therefore try to understand this feature from the point of view of the DY model which has a simple, exactly known form for the money distribution by considering the transactions made in two successive steps. We show below that indeed, for the DY case, it can be proved that the probability of direction changes is greater than $\frac{1}{2}$.

In the DY model (and in fact in the CC model for any λ), in general, an agent gains/loses while interacting with a richer/poorer agent. This is because, if agent 1 with money m_1 interacts with agent 2 with money m_2 , after interaction, agent 1 will have money $m' = \epsilon(m_1 + m_2)$. On an average, if agent 1 gains, $(m_1 + m_2)/2 > m_1$, or $m_2 > m_1$.

To prove that the probability of direction changes is greater than $\frac{1}{2}$, we show that individually $W(RL)$ and $W(LR)$ are greater than $1/4$. Suppose an agent had a gain in the first step and ended up with money m_g . Let $W'(LR)$ be the conditional probability that the agent loses in the next step while interacting with another agent with money m , given that she/he gained in the first step. This probability has to take care of two factors:

- (i) condition that $m \leq m_g$,
- (ii) averaging over all possible m_g .

Using the money distribution function $P(m) = \exp(-m)$ for the DY model (taking $T = M/N = 1$), one gets

$$\begin{aligned} W'(LR) &= \frac{\int_{m_g^0}^{\infty} P(m_g) dm_g \int_0^{m_g} P(m) dm}{\int_{m_g^0}^{\infty} P(m_g) dm_g} \\ &= 1 - \frac{1}{2} \exp(-m_g^0). \end{aligned} \quad (10)$$

The lower limit of the integral over m_g is taken as m_g^0 and not zero since after a gain in the first step, the agent must have money greater than zero. m_g^0 may be considered to be an arbitrary lower bound.

Now $W(LR) = W'(LR)/2$ simply as we know that probability of R or L at the first step is just $1/2$ [27]. Therefore we find that $W(LR) = [1 - \frac{1}{2} \exp(-m_g^0)]/2 \geq 1/4$ independent of the value of m_g^0 .

In a similar manner, for the move RL, we have an arbitrary upper bound m_l^0 for the money m_l the agent ends up with after a loss in the first step such that

$$W(RL) = \frac{1}{2} \frac{\int_0^{m_l^0} P(m_l) dm_l \int_{m_l}^{\infty} P(m) dm}{\int_0^{m_l^0} P(m_l) dm_l}$$

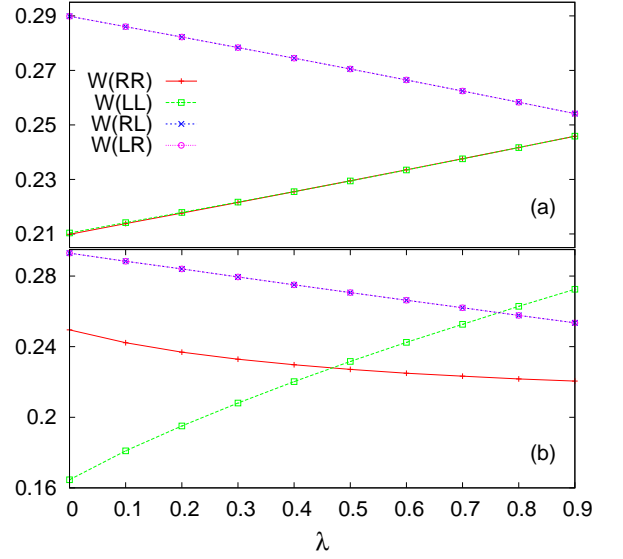


FIG. 6: The probabilities $W(RR)$, $W(LL)$, $W(RL)$ and $W(LR)$ are shown for (a) the CC and (b) the CCM models.

$$= \frac{1}{4} [1 + \exp(-m_l^0)]. \quad (11)$$

Obviously, $W(RL)$ is also greater than or equal to $1/4$ for all values of m_l^0 and therefore the sum $W(LR) + W(RL) \geq \frac{1}{2}$. Since $W(RL)$ and $W(LR)$ equal $1/4$ for extremely improbable cases, one can conclude that $W(LR) + W(RL) > \frac{1}{2}$ in general.

What happens for CC and CCM models? In the CC model, the conditional probability that an agent loses after gaining depends on λ through the money distribution function. Since its form is not exactly known, it is not possible to get exact results. However, for the CC model, there is a growing region for the money distribution curve for small m values and therefore the probability that agent 1 meets a poorer agent in the next step is less compared to the DY model and hence qualitatively it is understandable that $W(RL)$ or $(W(LR))$ will decrease with λ . At the same time it is true in the CC model also that the conditional probability W' is twice of the probability W of a LR or a RL move as in the DY model, independent of λ [27].

In the CCM model, matters become more complicated as the condition for gain/loss depends on the interacting agents' saving propensities. It was found in [27] that the probability of a gain is higher when one interacts with an agent with larger λ . Since the average money of an agent increases with λ [20] (in a nonlinear manner), this condition implies, once again, that a gain is more likely while interacting with a richer agent. Consequently, the same kind of logic holds good here: for a direction change to occur, an agent who got richer (poorer) in one step should interact with a poorer (richer) agent in the next. However, like the CC model, the exact form of the money distribution is not known here. Moreover, the probabilities W' and W for the LR and RL moves are not simply

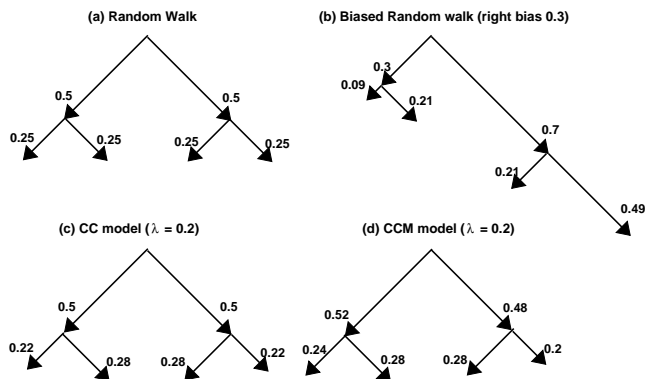


FIG. 7: Typical movements of a walker in two successive time steps: The four possible moves: LL, LR, RL, RR are shown where the step lengths proportional to the corresponding probabilities (also shown). In all cases, probability of a LR move is equal to an RL move (symmetric). In (a), the movement of a random walker (RW) shows that it moves with full symmetry. (b) A biased random walker has equal probabilities for LR and RL but unequal probabilities for the other two moves. (c) CC model: Walkers have equal probabilities to move L and R in step 1 like RW, but different probabilities for LR and LL (or RR) in the next step. However, there is symmetry for the RR and LL moves here. (d) For the CCM model, the symmetry properties are similar to the BRW but to be noted is the fact that LR and RL moves occur with probability > 0.25 (also true for CC walks). Results are shown for $\lambda = 0.2$ for CC and CCM walks; qualitative feature is independent of λ .

related in the CCM model.

IV. COMPARISONS WITH A SIMULATED WALK (SW) OF A SINGLE AGENT

In the previous section we found that the form of the money distribution is responsible for the preference of direction change in the gain loss space, although the actual amount of money lost/gained is ignored in the walk picture. In fact, in these types of kinetic exchange models, whether there is saving or not, the choice of the second agent becomes an important factor giving rise to $f > 1/2$ in all cases. Hence we are led to believe that if a CCM/CC kind of walk is generated which does not take into account the above choice, the result $f > 1/2$ will not be observed. Such a walk for the CC is trivial, one only has to generate a walk which has probability $1/2$ of going either way making it completely identical to a RW.

For the CCM, however, it is possible to generate a nontrivial single agent walk in which the choice of the second agent is arbitrary. It was found in [27] that the probability of gain over loss on an average for an agent with given saving propensity λ_1 , while interacting with another agent whose saving propensity is λ_2 , has the fol-

lowing form:

$$\mathcal{P}_g - \mathcal{P}_l = \text{const.} \frac{\lambda_2 - \lambda_1}{1.5 + \lambda_1 + \lambda_2}. \quad (12)$$

The constant turns out to be very close to 0.345. Eq. (12) suggests that at each step, a tagged walker with saving λ_1 will move left/right with a probability which depends on λ_2 as well. This probability at each step can be calculated easily from the above equation once λ_1 and λ_2 values are known and using the fact that $\mathcal{P}_g + \mathcal{P}_l = 1$. It is therefore possible to generate a walk for a single agent with given λ_1 , assuming that at each step it interacts with another agent of *randomly chosen* λ_2 to give the probability of movement to right/left at that instant. Thus in this walk, the choice of λ_2 is completely random; the money distribution function does not enter the picture at all and at the same time the probability of a move towards any direction is not fixed.

It is interesting to compare the results of this simulated walk with the original multiagent CCM walk. We find that in fact the effective p values are almost identical. For the SW, we can extract an effective p in two ways - first is as usual by calculating the slope (section IIA), and secondly by taking the average value of the probability \mathcal{P}_g (to move right) generated for all times - these two values are very close. Only the value obtained using the slopes have been shown in Fig. 1 along with the results for the CCM walk.

However, when we calculate $W_s(X)$ for the simulated walks, it turns out that these are not at all comparable to the CCM (Fig. 8). There are two interesting features to be noted here: the probabilities for small X is larger for the CCM model and the magnitude of differences decrease with λ . Both these results can be explained from the antipersistence effect present in the CCM model. Here the increased number of direction changes results in a larger value of $W_s(X)$ for small X and the fact that antipersistence effect decreases with λ makes the CCM and SW models more similar as λ increases. We also note that the p values extracted from the ratio $W_s(X)/W_s(-X)$ are indeed independent of λ (Fig. 9) which is expected for a BRW. So the simulated single agent walk is like a conventional BRW unlike the CCM walk; in the latter the p values have an expected dependence on λ but a dependence on the number of steps X as well. (Fig. 2).

When f , the fraction of direction changes is calculated for the simulated walk, we find that it is less than $\frac{1}{2}$ for all values of λ , and very close to $\frac{1}{2}$ at $\lambda^* \simeq 0.469$ (Fig. 3).

The simulated walk of a single agent once again shows the presence of a $\lambda^* \approx 0.47$ where the walk becomes biasless, but otherwise shows features which are identical to those of BRW. This is consistent with the conjecture that the choice of the second agent is crucial where the money distribution form plays a significant role.

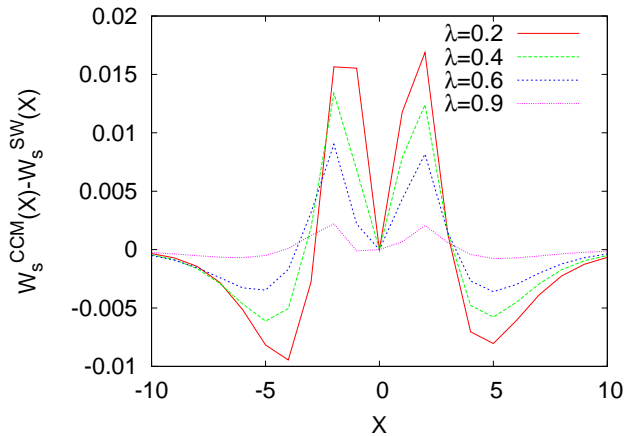


FIG. 8: Difference between the probabilities $W_s(X)$ calculated from the CCM model and the SW are plotted against λ

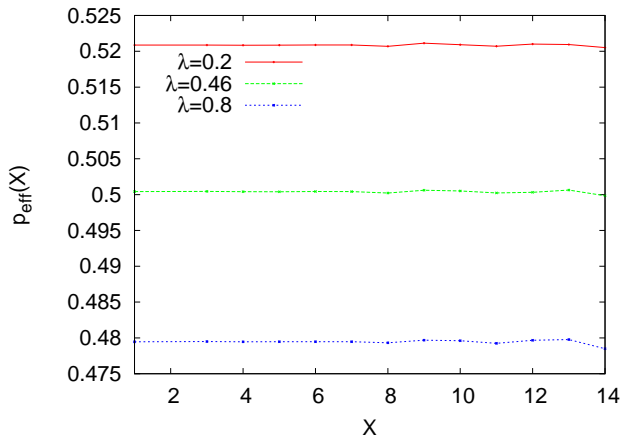


FIG. 9: Variation of $p_{eff}(X)$ against X for $\lambda = 0.2, 0.46, 0.8$ for the simulated walk (SW).

V. SUMMARY AND CONCLUDING REMARKS

In this paper, we explored the nature of transactions made in some kinetic exchange models of wealth distribution in depth. Using an equivalent picture of a one dimensional walk in an abstract space for gains and losses, it is found that there is a tendency of individuals to make a gain immediately after a loss and vice versa. This so called antipersistence effect is in fact compatible with human psychology; one can afford to incur a loss after a gain and will try to gain after suffering a loss.

Moreover we find that if there is no saving factor, this effect is maximum and decreases with saving. This is perhaps in tune with the human feeling of security associated with the saving factor. In the CCM model, where the saving propensity is randomly distributed, the antipersistence effect occurs with a simultaneous bias which too

depends on λ . Whether the two features are correlated is a matter of future work.

The antipersistence effect makes the CCM walkers different from biased random walkers such that the $\langle X \rangle$ values (Eq. (7)) become drastically different as shown in Section II. However, since the antipersistence effect also decreases with λ , the effective p values obtained from Eq. (6) for λ close to unity are almost independent of X as shown in Fig 2.

At the same time, the quantity $\langle X \rangle_-$ (Eq. (8)) is apparently not affected by the antipersistence effect. This is because the antipersistence effect is symmetric (as $W(RL) = W(LR)$) and it cancels out in $\langle X \rangle_-$, while the asymmetry due to the bias remains and one gets good agreement with BRW results using this measure.

There is also no antipersistence effect in the simulated walk of a single agent of CCM type, as is evident from the comparative behaviour of the probability of direction reversal of the two models (Fig. 3), when the choice of the second agent is made arbitrary. This shows that although we consider only gains and losses for generating the walk in a GLS, the form of the money distribution function is crucial.

Just as in the CCM model, where the antipersistence effect makes it distinct from an ordinary biased random walk, in the CC model, the antipersistence effect makes it different from an ordinary random walk. The antipersistence effect for the CC and CCM models manifests itself through the quantities $W(LR)$ and $W(RL)$, both of which are greater than $\frac{1}{4}$. In fact, as is evident from Fig. 6, $W(LR)$ (or $W(RL)$) values are numerically very close to each other for CC and CCM models as a function of λ . The difference in CC and CCM walks thus turns out to be simply the presence of a bias in the latter. We believe that this bias appears as a result of the small positive correlations remaining at large times in the CCM model.

The different calculations made in this work shows once again that an agent with $\lambda = \lambda^* \simeq 0.469$ in the CCM model is identical to a CC walker. An analytical value of λ^* may be obtained if the exact form of the money distribution curve is known using the fact that the overall gains and losses made by the agent with λ^* are exactly equal.

Acknowledgments

The authors thank Deepak Dhar and S. S. Manna for some useful comments and discussions, and Soumyajyoti Biswas for critical reading of the manuscript. SG acknowledges financial support from CSIR (Grant no. 09/028(0762)/2010-EMR-I). PS acknowledges financial support from DST grant and partial computational support from UPE project.

-
- [1] V. Pareto, *Cours d'economie Politique*, F. Rouge, Lausanne (1897).
- [2] B. B. Mandelbrot, *Int. Econ. Rev.* **1**, 79 (1960).
- [3] *Econophysics of Wealth Distributions*, edited by A. Chatterjee, S. Yarlagadda, B. K. Chakrabarti (Springer Verlag, Milan, 2005).
- [4] *Econophysics and Sociophysics*, edited by B. K. Chakrabarti, A. Chakraborti, A. Chatterjee (Wiley-VCH, Berlin, 2006).
- [5] S. Sinha, A. Chatterjee, A. Chakraborti, B. K. Chakrabarti, *Econophysics: An Introduction* (Wiley-VCH, Berlin, 2010).
- [6] V. M. Yakovenko, J. Barkley Rosser, Jr., *Rev. Mod. Phys.* **81**, 1703 (2009).
- [7] A. C. Silva, V. M. Yakovenko, *Europhys. Letts.*, **69**, 304 (2005); A. A. Drăgulescu, V. M. Yakovenko, *Eur. Phys. J. B*, **20**, 585 (2001); A. A. Drăgulescu, V. M. Yakovenko, *Physica A* **299**, 213 (2001); M. Levy, S. Solomon, *Physica A* **242**, 90 (1997); S. Sinha, *Physica A* **359**, 555 (2006); H. Aoyama, W. Souma, Y. Fujiwara, *Physica A* **324**, 352 (2003); T. Di Matteo, T. Aste, S. T. Hyde, in *The Physics of Complex Systems (New Advances and Perspectives)*, edited by F. Mallamace, H. E. Stanley (IOS Press, Amsterdam, 2004), p. 435; F. Clementi, M. Gallegati, *Physica A* **350**, 427 (2005); N. Ding, Y. Wang, *Chinese Phys. Letts.*, **24**, 2434 (2007).
- [8] B. K. Chakrabarti, S. Marjit, *Ind. J. Phys. B* **69**, 681 (1995); S. Ispolatov, P. L. Krapivsky, S. Redner, *Eur. Phys. J. B* **2**, 267 (1998).
- [9] A. A. Drăgulescu, V. M. Yakovenko, *Eur. Phys. J. B* **17**, 723 (2000).
- [10] A. Chakraborti, B. K. Chakrabarti, *Eur. Phys. J. B* **17**, 167 (2000).
- [11] A. Chatterjee, B. K. Chakrabarti, *Eur. Phys. J. B* **60**, 135 (2007); A. Chatterjee, S. Sinha, B. K. Chakrabarti, *Current Science* **92**, 1383 (2007).
- [12] A. S. Chakrabarti, B. K. Chakrabarti, *Economics E-journal*, **4** (2010): <http://www.economics-ejournal.org/economics/journalarticles/2010-4>
- [13] A. Chatterjee, in *Mathematical Modeling of Collective Behavior in Socio-Economic and Life Sciences*, edited by G. Naldi et. al. (Birkhäuser, Boston, 2010).
- [14] M. Patriarca, A. Chakraborti, K. Kaski, *Phys. Rev. E* **70**, 016104 (2004).
- [15] P. Repetowicz, S. Hutzler, P. Richmond, *Physica A* **356**, 641 (2005).
- [16] M. Lallouache, A. Jedidi, A. Chakraborti, arXiv:1004.5109v2.
- [17] J. Angle, *Social Forces* **65**, 293 (1986); *Physica A* **367**, 388 (2006).
- [18] A. Chatterjee, B. K. Chakrabarti, S. S. Manna, *Physica A* **335**, 155 (2004); *Phys. Scr. T* **106**, 36 (2003).
- [19] A. Chatterjee, B. K. Chakrabarti, R. B. Stinchcombe, *Phys. Rev. E* **72**, 026126 (2005).
- [20] P. K. Mohanty, *Phys. Rev. E* **74**, 011117 (2006).
- [21] A. Kar Gupta, in Ref. [4] p. 161.
- [22] B. Düring, G. Toscani, G.: *Physica A* **384**, 493 (2007); B. Düring, D. Matthes, G. Toscani, *Phys. Rev. E* **78**, 056103 (2008); D. Matthes, G. Toscani, *J. Stat. Phys.* **130**, 1087 (2008); D. Matthes, G. Toscani, *Kinetic and related Models* **1**, 1 (2008); V. Comincioli, L. Della Croce, G. Toscani, *Kinetic and Related Models* **2**, 135 (2009).
- [23] A. Chatterjee, B. K. Chakrabarti, *Physica A* **382**, 36 (2007).
- [24] A. Chatterjee, *Eur. Phys. J. B* **67**, 593 (2009).
- [25] A. S. Chakrabarti, B. K. Chakrabarti, *Physica A* **388**, 4151 (2009); *Physica A* **389**, 3572 (2010).
- [26] A. Chakraborty, S. S. Manna, *Phys. Rev. E* **81**, 016111 (2010).
- [27] A. Chatterjee and P. Sen, *Phys. Rev. E* **82**, 056117 (2010).
- [28] S. S. Manna, private communication.