

Optimal trajectories for efficient atomic transport without final excitation

Xi Chen^{1,2}, E. Torrontegui^{1,3}, Dionisis Stefanatos⁴, Jr-Shin Li⁴, and J. G. Muga^{1,3}

¹*Departamento de Química-Física, UPV-EHU, Apdo 644, 48080 Bilbao, Spain*

²*Department of Physics, Shanghai University, 200444 Shanghai, P. R. China*

³*Max Planck Institute for the Physics of Complex Systems,
Nöthnitzer Str. 38, 01187 Dresden, Germany and*

⁴*Department of Electrical and System Engineering,
Washington University, St. Louis, Missouri 63130, USA*

We design optimal harmonic-trap trajectories to transport cold atoms without final excitation, combining an inverse engineering technique based on Lewis-Riesenfeld invariants with optimal control theory. Since actual traps are not really harmonic, we keep the relative displacement between the center of mass and the trap center bounded. Under this constraint, optimal protocols are found according to different physical criteria. The minimum time solution has a “bang-bang” form, and the minimum displacement solution is of “bang-off-bang” form. The optimal trajectories for minimizing the transient energy are also discussed.

PACS numbers: 37.10.Gh, 02.30.Yy, 03.65.Ca, 03.65.Nk

I. INTRODUCTION

Efficient transport of ultracold atoms and ions by moving the confining trap is an important goal in atomic physics [1–14], with applications to basic science, metrology, and quantum information processing. A sufficiently slow, adiabatic motion is a simple way to transport the atoms without excitations or losses [4–6]. However, the long time required may become impractical, e.g. if a fast quantum-information operation is required [1, 8]; or counterproductive, because of the accumulation of perturbations. Motivated by this, several theoretical and experimental investigations have been devoted to making atomic transport fast, and simultaneously faithful to the ideal result of adiabatic transport [9–14].

These works on transport share concepts and techniques with other operations in which a “shortcut to adiabaticity” is to be found, e.g. in expansion or compressions [11, 15–23], rotations [24], and internal state population transfer [25–31]. Several approaches have been proposed, including counter-diabatic [25–27] or, equivalently, transitionless driving algorithms [28–30], optimal control theory [19], “fast-forward” scaling [11], and inverse engineering based on Lewis-Riesenfeld invariants [13–18, 22, 23, 30, 32].

In essence, the invariant-based inverse engineering method relies on designing the Hamiltonian evolution so that the eigenvectors of corresponding invariants of motion become at initial and final times equal to the instantaneous eigenvectors of the Hamiltonian. This method provides in fact families of paths [30] which satisfy the initial and final boundary conditions, and thus guarantee the fast transitionless evolution, ideally in an arbitrarily short time. Given this freedom, it is natural to combine the invariant-based inverse method and optimal control theory to optimize the trajectory according to different physical criteria or operational constraints. For example, the time-dependent frequency of a harmonic trap expansion can be optimized with respect to time or to transient

excitation energy, with a restriction of the allowed transient frequencies [33–35].

In this paper, we apply the invariant-based method complemented by optimal control theory to find optimal trajectories for fast atomic transport on harmonic traps without final vibrational excitation. Since actual traps are not really harmonic, we keep, as an imposed constraint, the relative displacement between the center of mass and the trap center bounded. We then optimize the trajectories according to different physical criteria: time minimization, (time averaged) displacement minimization, and (time averaged) transient energy minimization.

II. INVARIANT-BASED INVERSE ENGINEERING METHOD

We consider here the harmonic transport described by the time-dependent Hamiltonian

$$H(t) = \frac{\hat{p}^2}{2m} + \frac{1}{2}m\omega_0^2[\hat{q} - q_0(t)]^2, \quad (1)$$

where \hat{q} and \hat{p} are the position and momentum operators, ω_0 is the constant harmonic frequency of the potential, and $q_0(t)$ is the position of the center of the harmonic trap. The corresponding quadratic-in-momentum Lewis-Riesenfeld invariant [32] has the form [36, 37] (up to an arbitrary multiplicative constant)

$$I(t) = \frac{1}{2m}(\hat{p} - m\dot{q}_c)^2 + \frac{1}{2}m\omega_0^2[\hat{q} - q_c(t)]^2, \quad (2)$$

where the functions $q_c(t)$ must satisfy the auxiliary equation

$$\ddot{q}_c + \omega_0^2(q_c - q_0) = 0, \quad (3)$$

to guarantee the invariant condition

$$\frac{dI(t)}{dt} \equiv \frac{\partial I(t)}{\partial t} + \frac{1}{i\hbar}[I(t), H(t)] = 0. \quad (4)$$

Eq. (3) is simply Newton's equation for a classical particle in the moving harmonic potential.

An arbitrary solution of the time-dependent Schrödinger equation $i\hbar\partial_t\Psi(q,t) = H(t)\Psi(q,t)$, may be written in terms of "transport modes" $e^{i\alpha_n}\psi_n(q,t)$,

$$\Psi(q,t) = \sum_n c_n e^{i\alpha_n} \psi_n(q,t), \quad (5)$$

where $n = 0, 1, \dots$, c_n are time-independent coefficients, $\psi_n(q,t)$ are the orthonormal eigenvectors of the invariant $I(t)$ satisfying $I(t)\psi_n(q,t) = \lambda_n\psi_n(q,t)$, with real time-independent λ_n , and the Lewis-Riesenfeld phase is defined as

$$\alpha_n(t) = \frac{1}{\hbar} \int_0^t \langle \psi_n(t') | i\hbar \frac{\partial}{\partial t'} - H(t') | \psi_n(t') \rangle dt'. \quad (6)$$

For the harmonic trap considered here [37],

$$\begin{aligned} \psi_n(q,t) &= \frac{1}{(2^n n!)^{1/2}} \left(\frac{m\omega_0}{\pi\hbar} \right)^{1/4} \exp \left[-\frac{m\omega_0}{2\hbar} (q - q_c)^2 \right] \\ &\times \exp \left(i \frac{m\dot{q}_c q}{\hbar} \right) H_n \left[\left(\frac{m\omega_0}{\hbar} \right)^{1/2} (q - q_c) \right], \end{aligned} \quad (7)$$

i.e., q_c is the center of mass of the transport modes. Substituting Eq. (7) into Eq. (6),

$$\alpha_n = -\frac{1}{\hbar} \int_0^t dt' \left(\lambda_n + \frac{m\dot{q}_c^2}{2} \right), \quad (8)$$

where $\lambda_n = E_n = (n + 1/2)\hbar\omega_0$. The instantaneous average energy for a transport mode can be obtained from Eqs. (1) and (7),

$$\langle \psi_n(t) | H(t) | \psi_n(t) \rangle = \hbar\omega_0 (n + 1/2) + E_c + E_p, \quad (9)$$

where the first, "internal" contribution remains constant for each n , $E_c = m\dot{q}_c^2/2$, and $E_p = \frac{1}{2}m\omega_0^2(q_c - q_0)^2$ has the form of a potential energy for a classical particle. The instantaneous average potential energy can be written as

$$\langle V(t) \rangle = \frac{\hbar\omega_0}{2} (n + 1/2) + E_p. \quad (10)$$

Suppose that the harmonic trap is displaced from $q_0(0) = 0$ to $q_0(t_f) = d$ in a time t_f . The trajectory $q_0(t)$ of the trap can be inverse engineered by designing first an appropriate classical trajectory $q_c(t)$. To avoid vibrational excitation at the final time we impose the conditions

$$q_c(0) = 0; \dot{q}_c(0) = 0; \ddot{q}_c(0) = 0, \quad (11)$$

$$q_c(t_f) = d; \dot{q}_c(t_f) = 0; \ddot{q}_c(t_f) = 0, \quad (12)$$

which, along with Eq. (3), imply also

$$q_0(0) = 0; q_0(t_f) = d. \quad (13)$$

The above boundary conditions guarantee the commutativity of $I(t)$ and $H(t)$ at $t = 0$ and $t = t_f$, that is, the transport modes coincide with the eigenvectors of

the instantaneous Hamiltonian at $t = 0$ and $t = t_f$. As discussed later in more detail the boundary conditions on the second derivatives, and consequently the conditions for q_0 in Eq. (13) are special, in the sense that we shall allow for discontinuities in the acceleration \ddot{q}_c at the edge times (in fact also elsewhere). Physically this means that the trap is ideally allowed to be displaced suddenly a finite distance, inducing a sudden finite jump of the acceleration, whereas the velocity \dot{q}_c and the trajectory q_c remain always continuous. $q_c(t)$ can be interpolated by a simple polynomial ansatz that satisfies these boundary conditions. Once $q_c(t)$ is fixed, we get the trap trajectory $q_0(t)$ from Eq. (3). In principle there is no lower bound for t_f [13]. However, there are always some limits in the laboratory related, for instance, to spatial or energy constraints.

III. OPTIMAL CONTROL PROBLEM WITH CONSTRAINED RELATIVE DISPLACEMENT

We begin with the equation of motion, Eq. (3), for the classical particle in the harmonic trap, and set, for compactness and to follow the usual conventions in optimal control theory, a new notation,

$$x_1 = q_c, \quad x_2 = \dot{q}_c, \quad u(t) = q_c - q_0, \quad (14)$$

where x_1, x_2 are the components of a "state vector" \mathbf{x} , and the relative displacement between the trap and the center of mass $u(t)$ is considered as the (scalar) control function. The physical motivation behind this control is that actual traps are not really harmonic, so the relative displacement should be kept bounded. Eq. (3) becomes

$$\dot{x}_1 = x_2, \quad (15)$$

$$\dot{x}_2 = -\omega_0^2 u. \quad (16)$$

The optimal control problem is to find $|u(t)| \leq \delta$ for some fixed bound δ , with $u(0) = 0$ and $u(t_f) = 0$ such that the system starts at $\{x_1(0) = 0, x_2(0) = 0\}$, ends up at $\{x_1(t_f) = d, x_2(t_f) = 0\}$, and minimizes a cost function J .

The boundary conditions for x_1 and x_2 can be equivalently considered as those for q_c and \dot{q}_c . The boundary conditions for $u(t)$ are equivalent to those for q_0 and, through Eq. (3), equivalent to those for \ddot{q}_c , so there are totally six boundary conditions, as in Eqs. (11) and (12). A natural way to understand the boundary conditions on $u(t)$ is to consider that $u(t) = 0$ for $t \leq 0$ and $t \geq t_f$, so the center of mass and the trap center coincide before and after the transport. We will consider cost functions that are not affected by the isolated values $u(0)$ and $u(t_f)$, for example minimizing the transport time or the energy, and solve the control problem in the interval $(0, t_f)$. In order to match the boundary conditions at the initial and final times, the optimal control obtained may be complemented by appropriate jumps at these points which do not affect the cost. We use Pontryagin's maximum principle, which provides necessary conditions for optimality

[38]. Generally, to minimize the cost function

$$J(u) = \int_0^{t_f} g[\mathbf{x}(t), u] dt, \quad (17)$$

the maximum principle states that for the dynamical system $\dot{\mathbf{x}} = \mathbf{f}[\mathbf{x}(t), u]$, the coordinates of the extremal vector $\mathbf{x}(t)$ and of the corresponding adjoint state $\mathbf{p}(t)$ formed by Lagrange multipliers, p_1, p_2 , fulfill the Hamilton's equations for a control Hamiltonian H_c ,

$$\dot{\mathbf{x}} = \frac{\partial H_c}{\partial \mathbf{p}}, \quad (18)$$

$$\dot{\mathbf{p}} = -\frac{\partial H_c}{\partial \mathbf{x}}, \quad (19)$$

where H_c is defined as

$$H_c[\mathbf{p}(t), \mathbf{x}(t), u] = p_0 g[\mathbf{x}(t), u] + \mathbf{p}^T \cdot \mathbf{f}[\mathbf{x}(t), u]. \quad (20)$$

The superscript “ T ” used here denotes the transpose of a vector, and $p_0 < 0$ can be chosen for convenience since it amounts to multiply the cost function by a constant. The (augmented) vector with components (p_0, p_1, p_2) is nonzero and continuous. For almost all $0 \leq t \leq t_f$ the function $H_c[\mathbf{p}(t), \mathbf{x}(t), u]$ attains its maximum at $u = u(t)$, and $H_c[\mathbf{p}(t), \mathbf{x}(t), u(t)] = c$, where c is constant.

A. Time minimization

We discuss now the time-minimization optimal control problem with a constrained relative displacement, that is, $|u(t)| = |q_c - q_0| \leq \delta$, which means $E_p \leq \frac{1}{2} m \omega_0^2 \delta^2$. To find the minimal time t_f we define the cost function

$$J_T = \int_0^{t_f} dt = t_f. \quad (21)$$

The control Hamiltonian $H_c[\mathbf{p}(t), \mathbf{x}(t), u]$ is

$$H_c(p_1, p_2, x_1, x_2, u) = p_0 + p_1 x_2 - p_2 \omega_0^2 u. \quad (22)$$

With the control Hamiltonian, Eq. (19) gives the following costate equations,

$$\dot{p}_1 = 0, \quad (23)$$

$$\dot{p}_2 = -p_1. \quad (24)$$

They are solved easily as $p_1 = c_1$ and $p_2 = -c_1 t + c_2$ with constants c_1 and c_2 . According to the Pontryagin's maximum principle, the time-optimal control $u(t)$ maximizes the control Hamiltonian in Eq. (22).

Since the control Hamiltonian is a linear function of the control function $u(t)$, the optimal control that maximizes H_c is determined by the sign of p_2 , when $u(t)$ is bounded, $|u(t)| \leq \delta$. When $p_2 \neq 0$, the optimal control in the duration t_f is given by

$$u(t) = \begin{cases} -\delta, & p_2 > 0 \\ \delta, & p_2 < 0 \end{cases}. \quad (25)$$

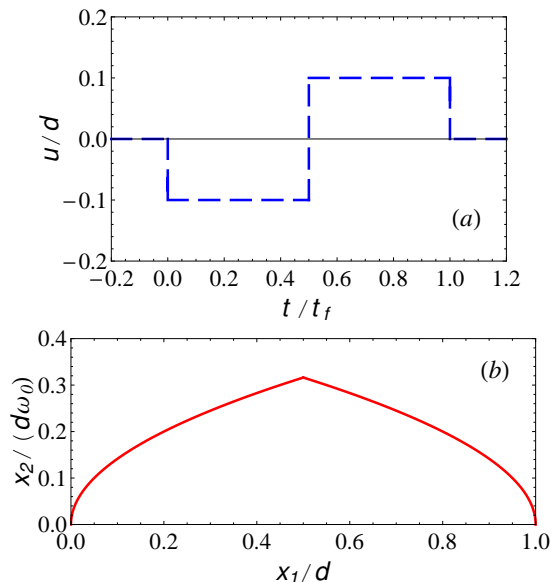


FIG. 1. (Color online) (a) The control function (dashed blue line) for time-optimal problem, and (b) the corresponding trajectory (solid red line) for $\omega_0 = 2\pi \times 50$ Hz, $d = 1.6$ mm, $\delta = 0.16$ mm and $t_f = 20$ ms given by Eq. (28).

If $p_2 = 0$ for some time interval, then $p_1 = 0$ from Eq. (24), and $p_0 = 0$ from Eq. (22), since $H_c = 0$ for the time optimal problem [38], in contrast with the maximum principle that requires $(p_0, p_1, p_2) \neq 0$. Thus p_2 can be zero only at isolated points, the switching times. The solutions of the costate functions in Eqs. (23) and (24) imply that the function of p_2 depends linearly on time t , so that the sign of p_2 cannot change more than once. Since the final point is $(x_1, x_2) = (d, 0)$, $d > 0$, the appropriate control sequence is of “bang-bang” (piecewise constant) type,

$$u(t) = \begin{cases} 0, & t \leq 0 \\ -\delta, & 0 < t < t_1 \\ \delta, & t_1 < t < t_f \\ 0, & t \geq t_f \end{cases}, \quad (26)$$

with only one intermediate switching time at t_1 , as shown in Fig. 1 (a). The saturation of the control is typical of time minimization problems.

Substituting $u(t)$ into the classical Eq. (3), and using the boundary conditions in Eqs. (11) and (12), we find the optimal classical trajectory

$$q_c(t) = \begin{cases} 0, & t \leq 0 \\ \omega_0^2 \delta t^2 / 2, & 0 < t < t_1 \\ d - \omega_0^2 \delta (t - t_f)^2 / 2, & t_1 < t < t_f \\ d, & t \geq t_f \end{cases},$$

and the corresponding trajectory for the harmonic trap

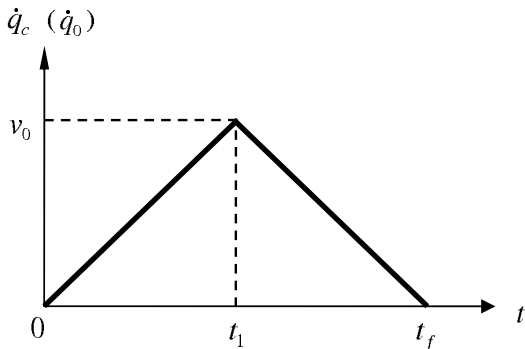


FIG. 2. Velocity profiles of harmonic trap and particles for time minimization, where the switching time $t_1 = t_f/2$.

is

$$q_0(t) = \begin{cases} 0, & t \leq 0 \\ (1 + \omega_0^2 t^2 / 2)\delta, & 0 < t < t_1 \\ d - [\omega_0^2(t - t_f)^2 / 2 + 1]\delta, & t_1 < t < t_f \\ d, & t \geq t_f \end{cases} .$$

Fig. 1 (b) illustrates the time-optimal trajectory with one switching time. Solving the system of Eqs. (15) and (16), one can find the switching time t_1 and final time t_f ,

$$t_1 = \frac{t_f}{2}, \quad (27)$$

$$t_f = \frac{2}{\omega_0} \sqrt{\frac{d}{\delta}}, \quad (28)$$

by imposing continuity on x_1 and x_2 . For the “bang-bang” control the motion of the trap has discontinuities, while we impose continuity for the trajectory of the particle. As illustrated by Fig. 2, the velocities of particle and trap become equal,

$$\dot{q}_c = \dot{q}_0 = \begin{cases} \omega_0^2 \delta t, & 0 < t < t_1 \\ -\omega_0^2 \delta (t - t_f), & t_1 < t < t_f \end{cases}, \quad (29)$$

since $u(t)$ is piecewise constant during the “bang-bang” control. The maximum velocity occurs at $t = t_f/2$,

$$v_0 = \omega_0^2 \delta t_f / 2 = \omega_0 \sqrt{d\delta}, \quad (30)$$

which is restricted by the imposed bound $|u(t)| \leq \delta$. In addition, the instantaneous potential energy $\langle V \rangle$ is constant, and

$$E_p = \frac{1}{2} m \omega_0^2 \delta^2 = \frac{8md^2}{\omega_0^2 t_f^4}. \quad (31)$$

If we loosen the bound by increasing δ , the maximum velocity and the instantaneous potential energy increase, and the final time may be shortened.

B. Displacement minimization

In this subsection, we minimize the integral, or time-average of the relative displacement, which is equivalent to a minimal control-effort problem. To this end, the cost function can be defined as

$$J_D = \int_0^{t_f} |u(t)| dt = \int_0^{t_f} |q_c - q_0| dt, \quad (32)$$

and the control Hamiltonian is

$$H_c(p_1, p_2, x_1, x_2, u) = p_0 |u| + p_1 x_2 - p_2 \omega_0^2 u, \quad (33)$$

which leads to the same costate equations for $p_1(t)$ and $p_2(t)$ in Eqs. (23) and (24). We use for convenience the normalization $p_0 = -\omega_0^2$. Disregarding u -independent terms in H_c , the function of $u(t)$ that we have to maximize is

$$-\omega_0^2 (|u| + p_2 u) = \begin{cases} -\omega_0^2 (1 + p_2) u, & u \geq 0 \\ \omega_0^2 (1 - p_2) u, & u \leq 0 \end{cases}. \quad (34)$$

According to Pontryagin’s maximum principle, when $u(t)$ is bounded, $|u(t)| \leq \delta$, the control function is

$$u(t) = \begin{cases} -\delta, & p_2 > 1 \\ 0, & -1 < p_2 < 1 \\ \delta, & p_2 < -1 \end{cases}, \quad (35)$$

which maximizes the control Hamiltonian in Eq. (33). Notice that whereas in the minimum-time problem discussed above, the optimal control is “bang-bang”, the minimal-displacement control can be described as “bang-off-bang”, if we assume no singular intervals here. Owing to the properties of costate equations, the “bang-off-bang” trajectory with two switching times t_1 and $t_1 + t_2$ can be described by, see Fig. 3 (a),

$$u(t) = \begin{cases} 0, & t \leq 0 \\ -\delta, & 0 < t < t_1 \\ 0, & t_1 < t < t_1 + t_2 \\ \delta, & t_1 + t_2 < t < t_f \\ 0, & t \geq t_f \end{cases}. \quad (36)$$

Substituting the control function $u(t)$ into the classical Eq. (3), using the boundary conditions in Eqs. (11) and (12), and imposing the continuity of q_c at the two switching times, the optimal trajectory for the center of mass, as shown in Fig. 3 (b), is finally given by

$$q_c(t) = \begin{cases} 0, & t \leq 0 \\ \omega_0^2 \delta t^2 / 2, & 0 < t < t_1 \\ v_0 t - v_0^2 / (2\omega_0^2 \delta), & t_1 < t < t_1 + t_2 \\ d - \omega_0^2 \delta (t - t_f)^2 / 2, & t_1 + t_2 < t < t_f \\ d, & t \geq t_f \end{cases},$$

which results in the following optimal trap trajectory,

$$q_0(t) = \begin{cases} 0, & t \leq 0 \\ (1 + \omega_0^2 t^2 / 2)\delta, & 0 < t < t_1 \\ v_0 t - v_0^2 / (2\omega_0^2 \delta), & t_1 < t < t_1 + t_2 \\ d - [\omega_0^2 (t - t_f)^2 / 2 + 1]\delta, & t_1 + t_2 < t < t_f \\ d, & t \geq t_f \end{cases}.$$

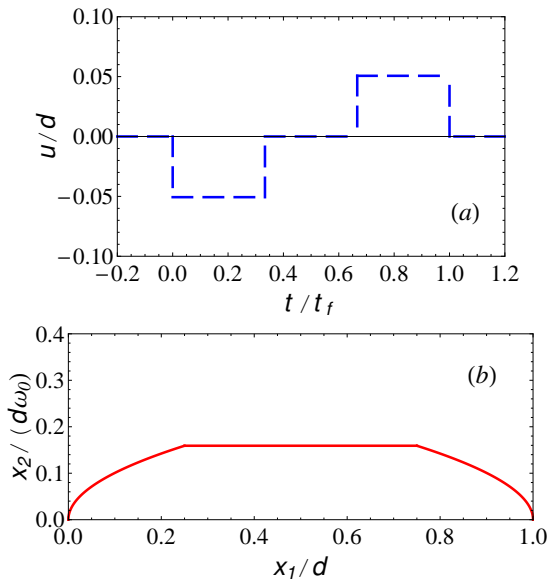


FIG. 3. (Color online) (a) The control function (dashed blue line) for displacement-optimal problem, and (b) the corresponding trajectory (solid red line) for $t_f = 30$ ms, $\delta = 9d/2\omega_0^2 t_f^2$, and other parameters are the same as Fig. 1.

As in the “bang-bang” time-minimization, the velocities of particle and trap are equal, see Fig. 4,

$$\dot{q}_c = \dot{q}_0 = \begin{cases} \omega_0^2 \delta t, & 0 < t < t_1 \\ v_0, & t_1 < t < t_1 + t_2 \\ -\omega_0^2 \delta (t - t_f), & t_1 + t_2 < t < t_f \end{cases}, \quad (37)$$

where v_0 is the maximum velocity of trap motion in the trajectory, which will be determined later. With the boundary conditions for x_1 and x_2 at $t = t_1$ and $t = t_1 + t_2$, the switching times can be calculated as

$$t_1 = \frac{v_0}{\omega_0^2 \delta}, \quad (38)$$

$$t_2 = \frac{d}{v_0} - \frac{v_0}{\omega_0^2 \delta}. \quad (39)$$

As a consequence, the final time is

$$t_f = 2t_1 + t_2 = \frac{d}{v_0} + \frac{v_0}{\omega_0^2 \delta} \geq \frac{2}{\omega_0} \sqrt{\frac{d}{\delta}}. \quad (40)$$

Since the final time t_f is fixed, there are three possible cases: (i) when $t_f > (2/\omega_0)\sqrt{d/\delta}$, the maximal velocity v_0 can be solved from Eq. (40) as

$$v_0^\pm = \frac{\omega_0^2 \delta t_f}{2} \left(1 \pm \sqrt{1 - \frac{4d}{\omega_0^2 t_f^2 \delta}} \right), \quad (41)$$

where v_0^+ should be ignored, because it leads to $2t_1 > t_f$. (ii) If $t_f = (2/\omega_0)\sqrt{d/\delta}$, the maximum velocity is $v_0 = \omega_0 \sqrt{d\delta}$, thus $t_1 = t_f/2$ and $t_2 = 0$. The trajectory in

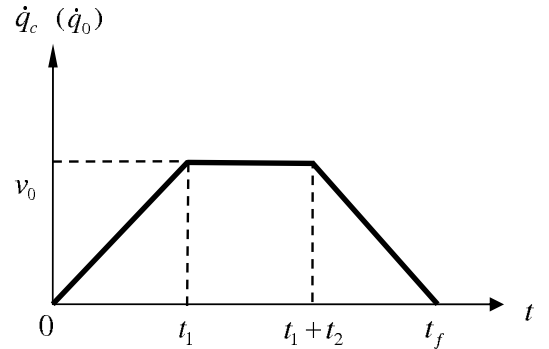


FIG. 4. Velocity profiles of harmonic trap and particles for displacement-minimization with two switching times t_1 and $t_1 + t_2$.

this case is reduced to that of the time-optimal control problem. (iii) When the time t_f is less than $(2/\omega_0)\sqrt{d/\delta}$, there is no real solution to v_0 and no solution to displacement minimization.

Interestingly, the “bang-off-bang” trajectory obtained from displacement minimization may be related to the trajectory used for atomic transport in [3, 4], where the shift velocity \dot{q}_0 was increased linearly during a quarter of the spatial transported distance $d/4$, then kept constant for $d/2$, and during the last quarter finally ramped back to zero. To understand this in the context of optimal control theory for fixed t_f and d , we note that for the choice

$$\delta = \frac{9d}{2\omega_0^2 t_f^2}, \quad (42)$$

the maximum velocity v_0 is, according to Eq. (41),

$$v_0 = \frac{3d}{2t_f}, \quad (43)$$

and the switching times in Eqs. (38) and (39) become

$$t_1 = \frac{1}{3}t_f = \frac{d}{2v_0}, \quad t_2 = \frac{1}{3}t_f = \frac{d}{2v_0}. \quad (44)$$

The positions of the classical particle at the two switching times are

$$q_c(t_1) = d/4, \quad q_c(t_1 + t_2) = 3d/4. \quad (45)$$

Due to the discontinuity at $t = 0$ and $t = t_f$, the motion of trap begins with $q_0(t = 0^+) = \delta$ and ends up with $q_0(t = t_f^-) = d - \delta$, so that

$$q_0(t_1^-) = d/4 + \delta, \quad q_0[(t_1 + t_2)^+] = 3d/4 - \delta. \quad (46)$$

In other words, the protocol followed in [3, 4] minimizes the averaged displacement by imposing the bound in Eq. (42) to the displacement.

Returning now to the general case, the time-averaged potential energy for the optimal trajectory is

$$\overline{E_p} = \frac{\int_0^{t_f} E_p dt}{t_f} = \frac{m\omega_0^2 \delta^2 t_1}{t_f}, \quad (47)$$

where $t_1 = v_0/\omega_0^2 \delta$ is given by

$$t_1 = \frac{t_f}{2} \left(1 - \sqrt{1 - \frac{4d}{\omega_0^2 t_f^2 \delta}} \right). \quad (48)$$

As a result,

$$\overline{E_p} = \frac{1}{2} m \omega_0^2 \delta^2 \left(1 - \sqrt{1 - \frac{4d}{\omega_0^2 t_f^2 \delta}} \right). \quad (49)$$

For example, when $\delta = 9d/2\omega_0^2 t_f^2$ and $t_1 = t_f/3$ are chosen as discussed above, the time-averaged potential energy is $\overline{E_p} = 27md^2/4\omega_0^2 t_f^4$, which is less than the (constant) potential energy $E_p = 8md^2/\omega_0^2 t_f^4$ for the time-optimal control problem.

C. Energy minimization

The instantaneous potential energy $\langle V(t) \rangle$ is given in Eq. (10). To minimize the potential energy average for a given n and fixed transport time t_f , the cost function can be defined as

$$J_E = \int_0^{t_f} E_p dt = \int_0^{t_f} \frac{1}{2} m \omega_0^2 u^2 dt, \quad (50)$$

and the control Hamiltonian is

$$H_c = -p_0 \frac{1}{2} m \omega_0^2 u^2 + p_1 x_2 - p_2 \omega_0^2 u, \quad (51)$$

which gives two costate equations, Eqs. (23) and (24). The solutions are $p_1 = c_1$ and $p_2 = -c_1 t + c_2$, with constant c_1 and c_2 . For the normalization $p_0 = -1/m$ the function of $u(t)$ that we have to maximize is $-u^2/2 - p_2 u$.

Here we start with the case of “unbounded control”, i.e., without imposing any constraints on the displacement, and we shall show how this is related to the physically interesting case where the control is bounded. To maximize $-u^2/2 - p_2 u$, the control function is found to be

$$u(t) = -p_2, \quad (52)$$

and the classical Eq. (3), $\ddot{q}_c = -\omega_0^2 u$, gives the optimal trajectory

$$q_c = -\frac{1}{6} c_1 \omega_0^2 t^3 + \frac{1}{2} c_2 \omega_0^2 t^2 + c_3 t + c_4. \quad (53)$$

Using the boundary conditions for q_c and \dot{q}_c in Eqs. (11) and (12), we find $c_1 = 12d/\omega_0^2 t_f^3$, $c_2 = 6d/\omega_0^2 t_f^2$, $c_3 = 0$ and $c_4 = 0$. Clearly, Eq. (53) does not satisfy the boundary conditions for \dot{q}_c in Eqs. (11) and (12). To guarantee

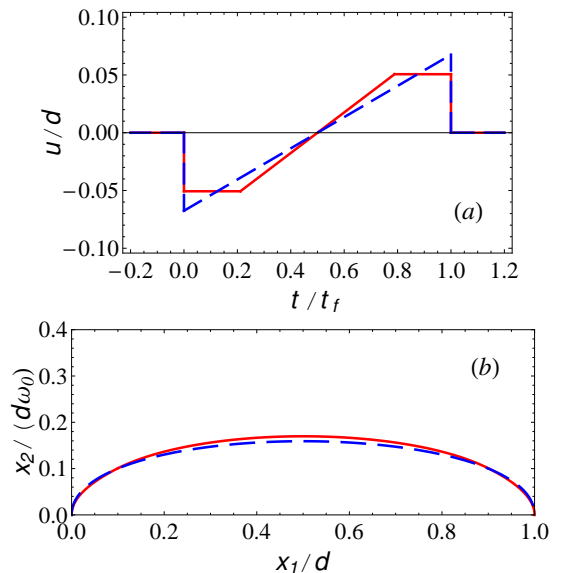


FIG. 5. (Color online) (a) Control functions for the energy-optimal problem with bounded (solid red line) and unbounded (dashed blue line) controls, and (b) corresponding trajectories in the cases of bounded (solid red line) and unbounded (dashed blue line) controls. The parameters are the same as in Fig. 3.

$u(t) = 0$ at $t \leq 0$ and $t \geq t_f$ and match the boundary conditions, the control function $u(t)$ has to be complemented by the appropriate jumps at these two edges. Consequently, the control function for unbounded control, see Fig. 5 (a), is found to be

$$u(t) = \begin{cases} 0, & t \leq 0 \\ \frac{6d}{\omega_0^2 t_f^2} \left(2 \frac{t}{t_f} - 1 \right), & 0 < t < t_f \\ 0, & t \geq t_f \end{cases}. \quad (54)$$

As shown in Fig. 5 (b), the optimal classical trajectory for unbounded control finally becomes

$$q_c = \begin{cases} 0, & t \leq 0 \\ \frac{dt^2}{t_f^2} \left(3 - 2 \frac{t}{t_f} \right), & 0 < t < t_f \\ d, & t \geq t_f \end{cases}, \quad (55)$$

where the trajectory q_c in the interval $(0, t_f)$ is in agreement with the result obtained in [13] using the Euler-Lagrange equation. In this case, the time-averaged minimal potential energy is

$$\overline{E_p}^{min} = \frac{\int_0^{t_f} E_p dt}{t_f} = \frac{6md^2}{\omega_0^2 t_f^4}, \quad (56)$$

which gives a lower bound for the time averaged potential energy of any other trajectories satisfying all the boundary conditions, $\overline{E_p} \geq 6md^2/\omega_0^2 t_f^4$. Note that, in spite of not having preimposed a bound for the displacement, the optimal trajectory obeys $|u(t)| \leq \delta_0 = 6d/\omega_0^2 t_f^2$. For

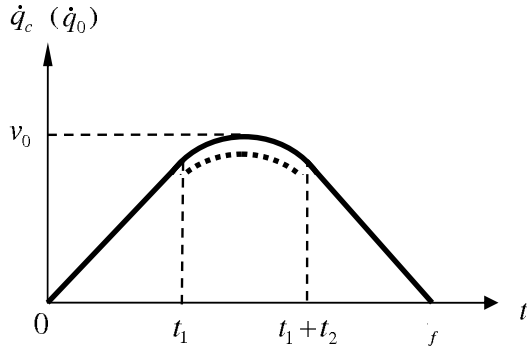


FIG. 6. Velocity profiles of harmonic trap (dashed line) and center of mass (solid line) for energy-minimization with two switching times t_1 and $t_1 + t_2$.

the bounded control, i.e., when $|u(t)| \leq \delta$ is imposed, if $\delta \geq \delta_0$ the unbounded solution is the optimal one. (The value of δ_0 can be obtained in the bounded control case by requiring $t_1 \geq 0$, see Eq. (66) below.)

When the bound, $|u(t)| \leq \delta$, is imposed, the control function is

$$u(t) = \begin{cases} -\delta, & p_2 > \delta \\ -p_2, & -\delta < p_2 < \delta \\ \delta, & p_2 < -\delta \end{cases}, \quad (57)$$

to achieve the maximum value of the control Hamiltonian H_c . As before, the linear p_2 implies two switching times t_1 and $t_1 + t_2$. To make the control function continuous at t_1 and $t_1 + t_2$, it has the form shown in Fig. 5 (a),

$$u(t) = \begin{cases} 0, & t \leq 0 \\ -\delta, & 0 < t < t_1 \\ c_1(t - t_f/2), & t_1 < t < t_1 + t_2 \\ \delta, & t_1 + t_2 < t < t_f \\ 0, & t \geq t_f \end{cases}, \quad (58)$$

where, because of $t_f = 2t_1 + t_2$ due to the symmetry, the two switching times t_1 and t_2 are given by

$$t_2 = 2\delta/c_1, \quad t_1 = \frac{t_f - 2\delta/c_1}{2}. \quad (59)$$

Unlike the time-minimization and displacement-minimization problems, the control function here is not piecewise constant, so the velocities of the classical particle and the trap are not equal during the second segment from t_1 to $t_1 + t_2$, see Fig. 6. According to the control function in Eq. (58), imposing the boundary conditions for x_2 at $t = 0$ and $t = t_f$, the velocity for the center of mass is

$$\dot{q}_c = \begin{cases} \omega_0^2 \delta t, & 0 < t < t_1 \\ -\frac{1}{2} \omega_0^2 c_1 (t - \frac{t_f}{2})^2 + v_0, & t_1 < t < t_1 + t_2 \\ -\omega_0^2 \delta (t - t_f), & t_1 + t_2 < t < t_f \end{cases}, \quad (60)$$

and $\dot{q}_0 = \dot{q}_c - \dot{u}$ gives the velocity profile of the trap,

$$\dot{q}_0 = \begin{cases} \omega_0^2 \delta t, & 0 < t < t_1 \\ -\frac{1}{2} \omega_0^2 c_1 (t - \frac{t_f}{2})^2 + v_0 - c_1, & t_1 < t < t_1 + t_2 \\ -\omega_0^2 \delta (t - t_f), & t_1 + t_2 < t < t_f \end{cases}, \quad (61)$$

where v_0 is the maximum velocity. With $t_2 = 2\delta/c_1$, and further imposing continuity of x_2 at $t = t_1$ and $t = t_1 + t_2$, we find

$$t_1 = \frac{v_0}{\omega_0^2 \delta} - \frac{\delta}{2c_1}, \quad (62)$$

which finally leads to $t_f = 2t_1 + t_2$,

$$t_f = \frac{2v_0}{\omega_0^2 \delta} + \frac{\delta}{c_1}. \quad (63)$$

Solving Eqs. (62) and (63), the parameters c_1 and v_0 are given by

$$c_1 = \frac{2\delta}{t_f - 2t_1}, \quad v_0 = \frac{1}{4} \omega_0^2 \delta (t_f + 2t_1). \quad (64)$$

Thus, $c_2 = \delta t_f / (t_f - 2t_1)$. So far, c_1 , c_2 and v_0 are all functions of t_1 . To determine t_1 we write down the optimal-energy classical trajectory from Eq. (60),

$$q_c(t) = \begin{cases} 0, & t \leq 0 \\ \frac{1}{2} \omega_0^2 t^2 \delta, & 0 < t < t_1 \\ -\frac{1}{6} \omega_0^2 c_1 (t - \frac{t_f}{2})^3 + v_0 t + c_3, & t_1 < t < t_1 + t_2 \\ d - \frac{1}{2} \omega_0^2 (t - t_f)^2 \delta, & t_1 + t_2 < t < t_f \\ d, & t \geq t_f \end{cases}.$$

By using the continuity of x_1 at $t = t_1$ and $t = t_1 + t_2$, c_3 and t_1 can be solved as

$$c_3 = \frac{1}{2} (d - v_0 t_f), \quad (65)$$

$$t_1 = \frac{t_f}{2} \left(1 - \sqrt{3} \sqrt{1 - \frac{4d}{\omega_0^2 t_f^2 \delta}} \right), \quad (66)$$

where the other unphysical solution should be neglected. Once t_1 is fixed, c_j ($j = 1, 2, 3$) are available, and v_0 is given by

$$v_0 = \frac{\omega_0^2 \delta t_f}{2} \left(1 - \frac{\sqrt{3}}{2} \sqrt{1 - \frac{4d}{\omega_0^2 t_f^2 \delta}} \right), \quad (67)$$

which is less than the maximum velocity for the displacement-optimal trajectory. A trajectory with minimal energy and bounded control is depicted in Fig. 5 (b). It is seen from Eqs. (66) and (67) that for a real t_1 and v_0 , $t_f \geq (2/\omega_0) \sqrt{d/\delta}$ should be satisfied. In the particular case $t_f = (2/\omega_0) \sqrt{d/\delta}$, the maximum velocity is $v_0 = \omega_0 \sqrt{d\delta}$, thus $t_1 = t_f/2$ and $t_2 = 0$. Like for displacement minimization, the trajectory in this case is reduced again to that of the time-optimal control problem. Moreover, to make t_1 non-negative, t_f should be

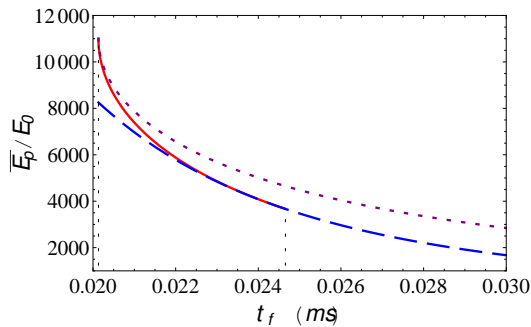


FIG. 7. Dependences of time-averaged energies $\overline{E_p}$ on t_f with $\delta = 0.1d$, for energy-minimization with bounded control (red solid line), unbounded control, Eq. (56) (blue dashed line), and displacement-minimization (purple dotted line). Parameters are $d = 1.6$ mm, $\omega_0 = 2\pi \times 50$ Hz, $E_0 = 100 \times (\hbar\omega_0/2)$ and mass of Rubidium 87.

less than $(\sqrt{6}/\omega_0)\sqrt{d/\delta}$. If $t_f > (\sqrt{6}/\omega_0)\sqrt{d/\delta}$, the optimal trajectory is the one in the unbounded-control case, as commented before. In other words, $\delta > \delta_0 = 6d/\omega_0^2 t_f^2$. As a result, the segmented form in Eq. (58) applies for the interval $4d/\omega_0^2 t_f^2 \leq \delta \leq 6d/\omega_0^2 t_f^2$ marked by vertical lines in Fig. 7. There is no solution for smaller times, whereas the solution becomes the one for unbounded control for larger times.

In this energy-optimal trajectory, the time-averaged potential energy $\overline{E_p}$ should be minimized. The cost function in Eq. (50) becomes

$$J_E = m\omega_0^2 \delta^2 t_1 + \frac{1}{6} m\omega_0^2 \delta^2 t_2, \quad (68)$$

and therefore

$$\overline{E_p} = \frac{\int_0^{t_f} E_p dt}{t_f} = m\omega_0^2 \delta^2 \left(\frac{2t_1}{3t_f} + \frac{1}{6} \right), \quad (69)$$

which finally results in

$$\overline{E_p} = \frac{1}{2} m\omega_0^2 \delta^2 \left(1 - \frac{2\sqrt{3}}{3} \sqrt{1 - \frac{4d}{\omega_0^2 t_f^2 \delta}} \right). \quad (70)$$

In Fig. 7, we compare this to the (larger) average energy for the displacement-optimal problem, Eq. (49), and the lower bound Eq. (56), and also demonstrate that the lower energy bound can be realized when $t_f > (\sqrt{6}/\omega_0)\sqrt{d/\delta}$.

IV. DISCUSSIONS AND CONCLUSIONS

We have proposed optimal protocols for fast atomic transport in harmonic traps combining the invariant-based inverse engineering method and optimal control

theory. Optimal trajectories with “bang-bang” and “bang-off-bang” forms are respectively obtained for time-minimization and displacement-minimization with constrained displacement between the trap center and the center of mass of the particle density. The transient energies for bounded and unbounded displacement are also minimized.

In the time-optimal problem, the minimal time, Eq. (28), corresponds to a fixed constraint δ . Consistently with this, no solutions are found for displacement and energy minimization problems for transport times shorter than the minimal time, i.e. for $t_f < (2/\omega_0)\sqrt{d/\delta}$. To achieve fast and faithful transport in shorter times, an “energy price” must be paid by increasing δ which, in real traps, will also produce errors because of anharmonicities. The relation between the minimal (time-averaged) energy and the transport time t_f obtained here is not at all trivial, in particular they are not simply inversely proportional, see e.g. Eqs. (56) or (70), as one might naively expect from the form of time-energy uncertainty relations. The scaling laws found are also peculiar of transport. For example the minimal energy in Eq. (56) depends on t_f^{-4} instead of the t_f^{-2} dependence applicable to engineered trap expansions [17].

In a previous work on invariants and transport [13], the energy bound for $\overline{E_p}$ was found using the Euler-Lagrange equation. Here we have shown how to realize this bound by allowing the discontinuous acceleration of the trap at $t = 0$ and $t = t_f$ in the unbounded control optimization. In principle these and other discontinuities found could be avoided by imposing appropriate bounds and using a powerful pseudospectral numerical optimization method [33, 39, 40] to address the corresponding more complex optimal control problem.

Anharmonicity could be dealt with in a completely different way using the protocols for anharmonic transport described in [13], which require a compensation of inertial forces in the frame of the trap. This may be feasible or not depending on the accelerations imparted and the corresponding optimization will be considered elsewhere.

Last but not least, the present results may be extended to Bose-Einstein condensates following [14]. Tonks-Girardeau gases could also be treated with a simple generalization [16].

ACKNOWLEDGMENTS

We acknowledge funding by the Basque Government (Grant No. IT472-10) and Ministerio de Ciencia e Innovación (FIS2009-12773-C02-01). X. C. acknowledges financial support from Juan de la Cierva Programme and the National Natural Science Foundation of China (Grant No. 60806041); E. T. from the Basque Government (Grant No. BFI08.151). J.-S. Li thanks the AFOSR Grant FA9550-10-1-0146 for supporting this work.

-
- [1] M. A. Rowe *et al.*, *Quant. Inf. Comp.* **4** 257 (2002).
- [2] R. Reichle, D. Leibfried, R. B. Blakestad, J. Britton, J. D. Jost, E. Knill, C. Langer, R. Ozeri, S. Seidelin, and D. J. Wineland, *Fortschr. Phys.* **54**, 666 (2006).
- [3] W. Hänsel, J. Reichel, P. Hommelhoff, T. W. Hänsch, *Phys. Rev. Lett.* **86**, 608 (2001).
- [4] W. Hänsel, P. Hommelhoff, T. W. Hänsch, and J. Reichel, *Nature* **413**, 498 (2001).
- [5] T. L. Gustavson, A. P. Chikkatur, A. E. Leanhardt, A. Görlitz, S. Gupta, D. E. Pritchard, and W. Ketterle, *Phys. Rev. Lett.* **88**, 020401 (2001).
- [6] S. Schmid, G. Thalhammer, K. Winkler, F. Lang, and J. H.enschlag, *New J. Phys.* **8**, 159 (2006).
- [7] T. Lahaye, G. Reinaudi, Z. Wang, A. Couvert, and D. Guéry-Odelin, *Phys. Rev. A* **74** 033622 (2006).
- [8] H.-K. Lau and D. F. V. James, *Phys. Rev. A* **83** 062330 (2011).
- [9] A. Couvert, T. Kawalec, G. Reinaudi, and D. Guéry-Odelin, *Eur. Phys. Lett.* **83**, 13001 (2008).
- [10] M. Murphy, L. Jiang, N. Khaneja, and T. Calarco, *Phys. Rev. A* **79**, 020301(R) (2009).
- [11] S. Masuda and K. Nakamura, *Proc. R. Soc. A* **466**, 1135 (2010).
- [12] D. Chen, H. Zhang, X. Xu, T. Li, and Y. Wang, *Appl. Phys. Lett.* **96**, 134103 (2010).
- [13] E. Torrontegui, S. Ibáñez, X. Chen, A. Ruschhaupt, D. Guéry-Odelin, and J. G. Muga, *Phys. Rev. A* **83**, 013415 (2011), and references therein.
- [14] E. Torrontegui, X. Chen, M. Modugno, S. Schmidt, A. Ruschhaupt, and J. G. Muga, arXiv:1103.2532.
- [15] J. G. Muga, X. Chen, A. Ruschhaupt and D. Guéry-Odelin, *J. Phys. B: At. Mol. Opt. Phys.* **42**, 241001 (2009).
- [16] X. Chen, A. Ruschhaupt, S. Schmidt, A. del Campo, D. Guéry-Odelin, and J. G. Muga, *Phys. Rev. Lett.* **104**, 063002 (2010).
- [17] X. Chen and J. G. Muga, *Phys. Rev. A* **82**, 053403 (2010).
- [18] J. G. Muga, X. Chen, S. S. Ibáñez, I. Lizuain, and A. Ruschhaupt, *J. Phys. B: At. Mol. Opt. Phys.* **43**, 085509 (2010).
- [19] P. Salamon, K. H. Hoffmann, Y. Rezek, and R. Kosloff, *Phys. Chem. Chem. Phys.* **11**, 1027 (2009).
- [20] Y. Li, L.-A. Wu, and Z.-D. Wang, *Phys. Rev. A* **83**, 043804 (2011).
- [21] A. del Campo, arXiv:1103.0714.
- [22] J. F. Schaff, X.-L. Song, P. Vignolo, and G. Labeyrie, *Phys. Rev. A* **82**, 033430 (2010).
- [23] J. F. Schaff, X. L. Song, P. Capuzzi, P. Vignolo, and G. Labeyrie, *EPL* **93**, 23001 (2011).
- [24] J. F. Schaff, P. Capuzzi, G. Labeyrie, and P. Vignolo, arXiv:1105.2119v1.
- [25] M. Demirplak and S. A. Rice, *J. Phys. Chem. A* **107**, 9937 (2003).
- [26] M. Demirplak and S. A. Rice, *J. Phys. Chem. B* **109**, 6838 (2005).
- [27] M. Demirplak and S. A. Rice, *J. Chem. Phys.* **129**, 154111 (2008).
- [28] M. V. Berry, *J. Phys. A: Math. Theor.* **42**, 365303 (2009).
- [29] X. Chen, I. Lizuain, A. Ruschhaupt, D. Guéry-Odelin, and J. G. Muga, *Phys. Rev. Lett.* **105**, 123003 (2010).
- [30] X. Chen, E. Torrontegui, and J. G. Muga, *Phys. Rev. A* **83** 062116 (2011).
- [31] S. Ibáñez, S. Martínez-Garaot, X. Chen, E. Torrontegui, and J. G. Muga, arXiv:1106.2776.
- [32] H. R. Lewis and W. B. Riesenfeld, *J. Math. Phys.* **10**, 1458 (1969).
- [33] D. Stefanatos, J. Ruths, and J.-S. Li, *Phys. Rev. A* **82**, 063422 (2010).
- [34] D. Stefanatos and J.-S. Li, arXiv:1012.3646, to appear in *SIAM J. Control Optim.*
- [35] D. Stefanatos and J.-S. Li, arXiv:1103.1665v1.
- [36] H. R. Lewis and P. G. Leach, *J. Math. Phys.* **23**, 2371 (1982).
- [37] A. K. Dhara and S. W. Lawande, *J. Phys. A* **17**, 2324 (1984).
- [38] L. S. Pontryagin *et al.*, *The Mathematical Theory of Optimal Processes* (Interscience Publishers, New York, 1962).
- [39] J.-S. Li, J. Ruths, and D. Stefanatos, *J. Chem. Phys.* **131**, 164110, (2009).
- [40] J.-S. Li, J. Ruths, T.-Y. Yu, H. Arthanari, and G. Wagner, *PNAS* **108**, 1879 (2011).