

Staging Mixed-Initiative Dialogs by Program Generation and Transformation

Saverio Perugini

Department of Computer Science

University of Dayton

300 College Park

Dayton, Ohio 45469-2160 USA

Tel: +001 (937) 229-4079, Fax: +001 (937) 229-2193

E-mail: saverio@udayton.edu

WWW: <http://academic.udayton.edu/SaverioPerugini>

October 24, 2018

Abstract

Specifying and implementing flexible human-computer dialogs, such as those used in kiosks and smart phone apps, is challenging because of the numerous and varied directions in which each user might steer a dialog. The objective of this research is to improve dialog specification and implementation. To do so we enriched a notation based on concepts from programming languages, especially partial evaluation, for specifying a variety of unsolicited reporting, mixed-initiative dialogs in a concise representation that serves as a design for dialog implementation. We also built a dialog mining system that extracts a specification in this notation from requirements. To demonstrate that such a specification provides a design for dialog implementation, we built a system that automatically generates an implementation of the dialog, called a *stager*, from it. These two components constitute a dialog modeling toolkit that automates dialog specification and implementation. These results provide a proof of concept and demonstrate the study of dialog specification and implementation from a programming languages perspective. The ubiquity of dialogs in domains such as travel, education, and health care combined with the demand for smart phone apps provide a landscape for further investigation of these results.

Keywords: currying, human-computer dialogs, mixed-initiative dialogs, mixed-initiative interaction, partial evaluation, program generation, program specialization, program transformation, Scheme.

1 Introduction

From automated teller machines (ATMs), airport and train kiosks, and smart phone apps to installation wizards and intelligent tutoring or training, human-computer dialogs¹ are woven into the fabric of our daily interactions with computer systems. While supporting flexibility in dialog is essential to deliver a personalized experience to the user, it makes the implementation challenging due to the numerous and varied directions in which a user might desire to steer a dialog, all of which must be captured in an implementation. This problem is difficult since dialogs range in complexity from those modeled after a simple predefined series of questions and answers to those that give the user a great deal of control over the direction in which to steer the dialog. In this article, we discuss a model, based on concepts from programming languages, especially partial evaluation, for specifying and staging² dialogs. The objective of this research is to improve dialog specification and implementation, and to enrich and demonstrate the feasibility of an alternate method of modeling human-computer dialogs.

This article is organized as follows. To introduce the reader to the wide range of dialogs possible, and provide a better feel for this problem and its difficulty, we first present some illustrative examples of dialogs in Section 2. We simply showcase a variety of dialogs and their specification using formal notation, rather than discuss their implementation and related issues which are covered later. In Section 3, we describe a notation, based on concepts from programming languages, for specifying dialogs. Section 4 demonstrates how dialogs can be staged with partial evaluation, while Section 5 outlines how to mine dialog specifications in this notation from dialog requirements, and how we automatically generate stagers from those specifications. Section 6 summarizes our contributions and discusses future work.

2 Dialogs

Let us consider a variety of dialogs we might want to model.

2.1 Fixed- and Mixed-initiative Dialogs

Consider a dialog to purchase gasoline using a credit card. The customer must first swipe the card, then choose a grade of octane, and finally indicate whether she desires a receipt. Such a dialog is a *fixed* dialog due to the fixed order of the questions from which the user is not permitted to deviate in her responses [1].

An *enumerated specification* is a set of episodes, and an *episode* is an ordered list of questions to be posed and answered from the start of the dialog through dialog completion. Intuitively, a specification is a complete set of all possible ways to complete a dialog. Formally, a dialog specification is a set of *totally ordered sets*. We use a *Hasse* diagram, a graphical depiction of a *partially ordered set*, to represent a dialog specification. A relation R with the set S over whose Cartesian product R is defined is a *strict partially ordered set* (or *poset*) if R is an irreflexive, asymmetric, and transitive relation. This means that some of the elements of S may be unordered based on the relation R . On the other hand, a set S is a *strict totally ordered set* according to a

¹A *dialog* in this context refers to any series of interactions between a user and a computer system, not necessarily through a verbal modality. For instance, a user completing an online mortgage application participates in a human-computer dialog.

²We are not referring to *staging* as the ‘language construct that allows a program at one stage of evaluation to manipulate and specialize a program to be executed at a later stage’ [8]. Rather we are using the term to refer to ‘staging the progressive interaction of a human-computer dialog.’

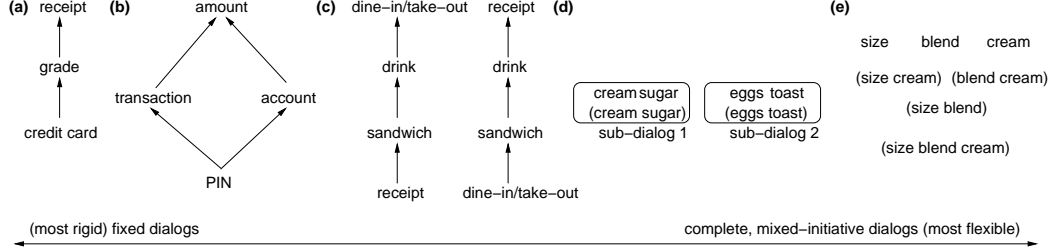


Figure 1: A spectrum of Hasse diagram representations of enumerated dialog specifications from (a) fixed to (e) complete, mixed-initiative dialogs, encompassing a variety of unsolicited reporting, mixed-initiative dialogs.

relation R if and only if for every two elements $(x, y) \in S$, xRy or yRx . Every totally ordered set is also a partially ordered set, but the reverse is not necessarily true.

An enumerated specification of this gasoline dialog is $\{\prec \text{credit-card grade receipt} \succ\}$, and Fig. 1a illustrates the Hasse diagram that specifies it. A Hasse diagram is read bottom-up. Here, the set S of the poset is the set of the questions posed in the dialog and R of the poset is the ‘must be answered before’ relation denoted with an upward arrow between the source and target of the arrow.

Flexible dialogs typically support multiple completion paths. For instance, consider a dialog for ordering coffee. The participant must select a size and blend, and indicate whether room for cream is desired. Since possible responses to these questions are completely independent of each other, the dialog designer may wish to permit the participant to communicate the answers in any combinations and in any order. For example, some customers may prefer to use a $\prec \text{size blend cream} \succ$ episode:

SYSTEM: Please select a size.
 USER: Small.
 SYSTEM: Please select a blend.
 USER: Dark.
 SYSTEM: Please specify whether you want room for cream.
 USER: No room for cream.

Others may prefer a $\prec \text{blend cream size} \succ$ episode:

SYSTEM: Please select a blend.
 USER: Mild.
 SYSTEM: Please specify whether you want room for cream.
 USER: With room for cream.
 SYSTEM: Please select a size.
 USER: Large.

Still others might prefer to use a $\prec (\text{size blend}) \text{ cream} \succ$ episode, where answers to the questions enclosed in parentheses must be communicated in a single utterance:

SYSTEM: Please select a size.
 USER: Small, french roast.
 SYSTEM: Please specify whether you want room for cream.
 USER: No.

Therefore, to accommodate all possibilities we specify this dialog as:

Table 1: Sample dialogs involving permutations or partitions of responses to questions.

	Only a single response per utterance	Multiple responses per utterance
Only one utterance	Confirmation dialog boxes common in application software	Online forms with multiple fields
Totally ordered	Purchasing gasoline with a credit card; buying beverages from a vending machine	Providing a telephone, credit card, or PIN number through voice
Partially ordered	ATMs, and airport or train kiosks	Ordering a coffee or pizza

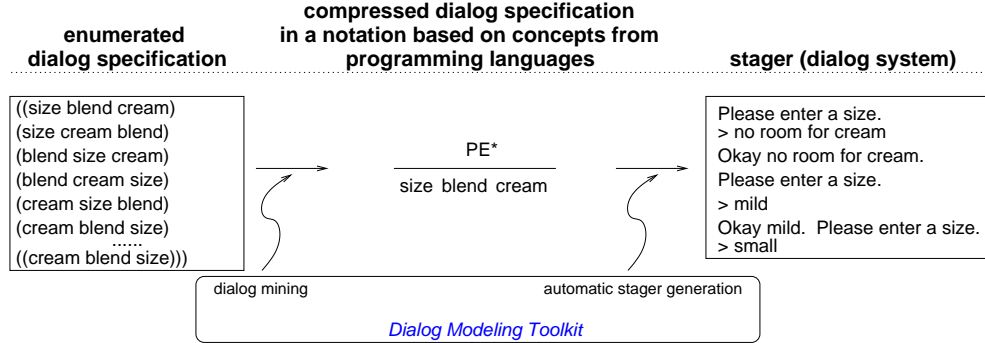


Figure 2: Conceptual overview of our research project through an example.

{-(size blend cream)>, <-(size blend) cream>, <cream (size blend)>,
 <-(blend cream) size>, <-size (blend cream)>, <-(size cream) blend>,
 <-blend (size cream)>, <-size blend cream>, <-size cream blend>,
 <-blend size cream>, <-blend cream size>, <-cream blend size>,
 <-cream size blend>}.

Notice that this specification indicates that answers to the set of questions in the dialog may be communicated in utterances corresponding to all possible set partitions of the set of questions. Moreover, all possible permutations of those partitions are specified as well. The Hasse diagram for this dialog is given in Fig. 1e. The absence of arrows between the size, blend, cream, (size blend), (size cream), (blend cream), and (size blend cream) elements indicates that the times at which each of those utterances may be communicated are unordered. Notice that the Hasse diagram is a compressed representation capturing the requirements in the specification. Moreover, the compression is lossless (i.e., the episodes in the enumerated specification may be reconstructed from the diagram).

Giving the user more flexibility in how to proceed through a dialog increases the number of episodes in its enumerated specification. This coffee ordering dialog is a *mixed-initiative* dialog [1]. There are multiple tiers of mixed-initiative interaction. The tier considered in this article is called *unsolicited reporting*—an interaction strategy where, in response to a question, at any point in the dialog, the user may provide an unsolicited response to a forthcoming question.

When all possible permutations (i.e., orders) of all possible partitions (i.e., combinations) of responses to questions are supported, we call the dialog a *complete*, mixed-initiative dialog. Fig. 1 represents a space from fixed to complete, mixed-initiative dialogs, encompassing a wide variety of unsolicited reporting, mixed-initiative dialogs. Table 1 identifies some practical, everyday dialogs that fall into the cross product of permutations and partitions of responses to questions.

Fig. 2 provides an overview of this research project. We start with an enumerated dialog specification (i.e., a set of episodes) and mine it for a compressed representation of the dialog in a notation based on concepts from programming languages that captures the requirements of the

dialog (transition from the left to the center of Fig. 2)—a process we call *dialog mining*. From that intermediate, implementation-neutral representation we automatically generate a *stager*—a program capable of realizing and executing the dialog or, in other words, ‘staging’ the progressive interaction’ (transition from the center to the right of Fig. 2).

2.2 Spectrum of Dialogs

Fixed and complete, mixed-initiative dialogs represent opposite ends of this spectrum of dialogs shown in Fig. 1 that encompass several dialogs. For instance, consider a specification for an ATM dialog where PIN and amount must be entered first and last, respectively, but the transaction type (e.g., deposit or withdrawal) and account type (e.g., checking or savings) may be communicated in any order (see Fig. 1b):

$$\{\prec \text{PIN transaction account amount} \succ, \prec \text{PIN account transaction amount} \succ\}.$$

This dialog contains an embedded, mixed-initiative sub-dialog [1]: $\{\prec \text{transaction account} \succ, \prec \text{account transaction} \succ\}$.

Alternatively, consider a dialog for ordering lunch where requesting a receipt or indicating whether you are dining-in or taking-out can be communicated either first or last, but specification of sandwich and beverage must occur in that order:

$$\{\prec \text{receipt sandwich beverage dine-in/take-out} \succ, \prec \text{dine-in/take-out sandwich beverage receipt} \succ\}.$$

This dialog contains an embedded, fixed sub-dialog (i.e., $\{\prec \text{sandwich beverage} \succ\}$) and, unlike the prior examples, cannot be captured by a single poset (see Fig. 1c).

Lastly, consider a dialog containing two embedded, complete, mixed-initiative sub-dialogs [15] (see Fig. 1d):

$$\begin{aligned} &\{\prec \text{cream sugar eggs toast} \succ, && \prec \text{cream sugar toast eggs} \succ, && \prec (\text{cream sugar}) \text{ toast eggs} \succ, \\ &\prec (\text{cream sugar}) \text{ eggs toast} \succ, && \prec \text{sugar cream eggs toast} \succ, && \prec \text{sugar cream toast eggs} \succ, \\ &\prec \text{eggs toast cream sugar} \succ, && \prec \text{eggs toast sugar cream} \succ, && \prec \text{toast eggs cream sugar} \succ, \\ &\prec \text{toast eggs sugar cream} \succ, && \prec \text{sugar cream (eggs toast)} \succ, && \prec \text{cream sugar (eggs toast)} \succ, \\ &\prec (\text{eggs toast}) (\text{cream sugar}) \succ, && \prec (\text{cream sugar}) (\text{eggs toast}) \succ\}. \end{aligned}$$

Here, the user can specify coffee and breakfast choices in any order, and can specify the sub-parts of coffee and breakfast in any order, but cannot mix the atomic responses of the two (i.e., episodes such as $\prec \text{cream eggs sugar toast} \succ$ are not permitted).

There are two assumptions we make in this article on this spectrum of dialogs: i) each episode in a specification has a consistent number of questions and ii) the permissible responses for each question are completely independent of each other (i.e., no response to a question ever precludes a particular response to another question).

3 Specifying Dialogs through Concepts of Programming Languages

There is a combinatorial explosion in the number of possible dialogs between the fixed and complete, mixed-initiative ends of the spectrum in Fig. 1. Specifically, the number of dialogs possible in this space is $2^{|\mathcal{D}_{cmi}|} - 1 = \sum_{r=1}^{|\mathcal{D}_{cmi}|} \binom{|\mathcal{D}_{cmi}|}{r}$ (i.e., all possible subsets, save for the empty set, of all episodes in a complete, mixed-initiative dialog), where \mathcal{D}_{cmi} represents the enumerated specification of a complete, mixed-initiative dialog given q , the number of questions posed in the dialog. In this section we bring structure to this space by viewing these dialogs from the perspective of concepts from programming languages. This approach also lends insight into staging them. We start by describing how to specify these dialogs using a notation based on a variety of concepts from programming languages.

Table 2: Type signatures of functions in the model demonstrating that partial evaluation ($\llbracket \text{mix} \rrbracket$) subsumes the other functions here. Assumes a ternary function $f : (a \times b \times c) \rightarrow d$.

Concept	Function	Type signature	λ -calculus
I	apply	$: (((a \times b \times c) \rightarrow d) \times a \times b \times c) \rightarrow d$	$= \lambda(f, x, y, z).f(x, y, z)$
C	curry	$: ((a \times b \times c) \rightarrow d) \rightarrow (a \rightarrow (b \rightarrow (c \rightarrow d)))$	$= \lambda(f). \lambda(x). \lambda(y). \lambda(z). f(x, y, z)$
PFA_1	papply1	$: (((a \times b \times c) \rightarrow d) \times a) \rightarrow ((b \times c) \rightarrow d)$	$= \lambda(f, x). \lambda(y, z). f(x, y, z)$
PFA_n	papplyn	$: (((a \times b \times c) \rightarrow d) \times a) \rightarrow ((b \times c) \rightarrow d)$ $(((a \times b \times c) \rightarrow d) \times a \times b) \rightarrow (c \rightarrow d)$ $(((a \times b \times c) \rightarrow d) \times a \times b \times c) \rightarrow (\{\} \rightarrow d)$	$= \lambda(f, x). \lambda(y, z). f(x, y, z)$ $= \lambda(f, x, y). \lambda(z). f(x, y, z)$ $= \lambda(f, x, y, z). \lambda(). f(x, y, z)$
SPE	smix	$: (((a \times b \times c) \rightarrow d) \times a) \rightarrow ((b \times c) \rightarrow d)$ $(((a \times b \times c) \rightarrow d) \times b) \rightarrow ((a \times c) \rightarrow d)$ $(((a \times b \times c) \rightarrow d) \times c) \rightarrow ((a \times b) \rightarrow d)$	$= \lambda(f, x). \lambda(y, z). f(x, y, z)$ $= \lambda(f, y). \lambda(x, z). f(x, y, z)$ $= \lambda(f, z). \lambda(x, y). f(x, y, z)$
PE	mix	$: (((a \times b \times c) \rightarrow d) \times a) \rightarrow ((b \times c) \rightarrow d)$ $(((a \times b \times c) \rightarrow d) \times b) \rightarrow ((a \times c) \rightarrow d)$ $(((a \times b \times c) \rightarrow d) \times c) \rightarrow ((a \times b) \rightarrow d)$ $(((a \times b \times c) \rightarrow d) \times a \times b) \rightarrow (c \rightarrow d)$ $(((a \times b \times c) \rightarrow d) \times b \times c) \rightarrow (a \rightarrow d)$ $(((a \times b \times c) \rightarrow d) \times a \times c) \rightarrow (b \rightarrow d)$ $(((a \times b \times c) \rightarrow d) \times a \times b \times c) \rightarrow (\{\} \rightarrow d)$	$= \lambda(f, x). \lambda(y, z). f(x, y, z)$ $= \lambda(f, y). \lambda(x, z). f(x, y, z)$ $= \lambda(f, z). \lambda(x, y). f(x, y, z)$ $= \lambda(f, x, y). \lambda(z). f(x, y, z)$ $= \lambda(f, y, z). \lambda(x). f(x, y, z)$ $= \lambda(f, x, z). \lambda(y). f(x, y, z)$ $= \lambda(f, x, y, z). \lambda(). f(x, y, z)$

Table 3: Definitions of (left) **papply1**, (center) **papplyn**, and (right) **smix** in Scheme.

(define papply1 (lambda (fun arg) (lambda x (apply fun (cons arg x))))	(define papplyn (lambda (fun . args) (lambda x (apply fun (append args x))))	(define smix (lambda (fun static_arg) (mix fun static_arg)))
---	---	--

3.1 Notation

In this notation a dialog is specified by an expression of the form $\frac{X}{Q}$, where X represents a concept from programming languages and Q is a list of terms where each term represents either a question or a sub-dialog (introduced below) in the dialog being specified. The main idea in this notation is that the set of episodes specified by an expression of this form corresponds to all possible ways that a function parameterized by the questions in the denominator can be partially applied, and reapplied partially, and so on, according to the concept represented by the mnemonic in the numerator. This notation was introduced in [2] and revisited in [10]. Here, we enrich it with additional concepts and modify its semantics.

The concepts from programming languages in this model are interpretation (I), currying (C), partial function application (PFA_1), partial function application n (PFA_n), single-argument partial evaluation (SPE), and partial evaluation (PE). These concepts correspond to higher-order functions that each take a function and some subset of its parameters as arguments. The type signatures for these functions are given in Table 2. We assume readers are familiar with interpretation [3], currying [6], and partial evaluation [7]. Partial function application, **papply1**, takes a function and its first argument and returns a function accepting the remainder of its parameters. The function **papplyn**, on the other hand, takes a function f and all of the first n of m arguments to f where $n \leq m$, and returns a function accepting the remainder of its $(m - n)$ parameters. Notice that with single-argument partial evaluation, the input function may be partially evaluated with only one argument at a time. All of these functions except **apply** return a function. Table 3 provides definitions of **papply1**, **papplyn**, and **smix** in Scheme.

These functions are general in that they accept a function of any arity as input. The functions **curry**, **papply1**, **papplyn**, **smix**, and **mix** are *closed* operators over their input set (i.e., they take a function as input and return a function as output). Here, we are interested in a progressive series of applications of each of these functions that terminates at a fixpoint. Therefore, we superscript a

Table 4: Specifications of dialogs (left) in a notation based on concepts from programming languages and (right) as enumerated specifications.

$\frac{I}{\text{size blend cream}}$	=	$\{ \prec (\text{size blend cream}) \succ \}$
$\frac{C}{\text{size blend cream}}$	=	$\{ \prec \text{size blend cream} \succ \}$
$\frac{PFA_1}{\text{size blend cream}}$	=	$\{ \prec \text{size (blend cream)} \succ \}$
$\frac{PFA_n}{\text{size blend cream}}$	=	$\{ \prec (\text{size blend cream}) \succ, \prec (\text{size (blend cream)}) \succ, \prec (\text{size blend}) \text{ cream} \succ \}$
$\frac{PFA_n^*}{\text{size blend cream}}$	=	$\{ \prec (\text{size blend cream}) \succ, \prec \text{size (blend cream)} \succ, \prec (\text{size blend}) \text{ cream} \succ, \prec \text{size blend cream} \succ \}$
$\frac{SPE}{\text{size blend cream}}$	=	$\{ \prec \text{size (blend cream)} \succ, \prec \text{blend (size cream)} \succ, \prec \text{cream (size blend)} \succ \}$
$\frac{SPE'}{\text{size blend cream}}$	=	$\{ \prec \text{size blend cream} \succ, \prec \text{size cream blend} \succ, \prec \text{blend size cream} \succ, \prec \text{blend cream size} \succ, \prec \text{cream blend size} \succ, \prec \text{cream size blend} \succ \}$
$\frac{PE}{\text{size blend cream}}$	=	$\{ \prec (\text{size blend cream}) \succ, \prec \text{size (blend cream)} \succ, \prec \text{blend (size cream)} \succ, \prec \text{cream (size blend)} \succ, \prec (\text{size blend}) \text{ cream} \succ, \prec (\text{size cream}) \text{ blend} \succ, \prec (\text{blend cream}) \text{ size} \succ \}$
$\frac{PE^*}{\text{size blend cream}}$	=	$\{ \prec (\text{size blend cream}) \succ, \prec (\text{size blend}) \text{ cream} \succ, \prec \text{cream (size blend)} \succ, \prec (\text{blend cream}) \text{ size} \succ, \prec \text{size (blend cream)} \succ, \prec (\text{size cream}) \text{ blend} \succ, \prec \text{blend (size cream)} \succ, \prec \text{size blend cream} \succ, \prec \text{size cream blend} \succ, \prec \text{blend size cream} \succ, \prec \text{blend cream size} \succ, \prec \text{cream blend size} \succ, \prec \text{cream size blend} \succ \}$

Table 5: Map associating a concept from programming languages to each element of the cross-product of utterance orders in leftmost column and utterance sizes in topmost row. Bolded parenthesized letters connect these dialogs to those in Fig. 1.

	Only a single response per utterance	Multiple responses per utterance
Only one utterance	interpretation (<i>I</i>)	interpretation (<i>I</i>)
Totally ordered utterances	currying (<i>C</i>) (a)	partial function application <i>n</i> (PFA_n^*)
Partially ordered utterances	single-argument partial evaluation (SPE') (b)	partial evaluation (PE^*) (e)

concept mnemonic X in the numerator with a \star , where applicable, to indicate a progressive series of applications of the corresponding function ending in a fixpoint. For instance, repeatedly applying `papplyn` to a ternary function `f` as `(apply (papplyn (papplyn f small) mild) no)` realizes the episode $\prec \text{size blend cream} \succ$ in addition to the $\prec \text{size (blend cream)} \succ$, $\prec (\text{size blend}) \text{ cream} \succ$, and $\prec (\text{size blend cream}) \succ$ episodes which are realized with only a single application of `papplyn`.

This notation also contains a prime ($'$) superscript. The star (\star) superscript permits repeated applications, but does not require them. On the other hand, the prime ($'$) superscript requires repeated applications of the operator until a fixpoint is reached. For instance, the episode $\{ \prec \text{size (blend cream)} \succ$ is specified by $\frac{SPE^*}{\text{size blend cream}}$, but not by $\frac{SPE'}{\text{size blend cream}}$.

Note that $\frac{C}{\text{size blend cream}} = \frac{C^*}{\text{size blend cream}}$ because the function returned from the application of a curried function is already in curried form; there is no need to recurry it and, thus, C^* is omitted from Table 4. In general, $\frac{C}{\dots} = \frac{C^*}{\dots}$ for any denominator ...common to both expressions. When the denominator is irrelevant to the discussion at hand we drop it and simply use only the concept mnemonic to refer to a set of episodes. Thus, $C = C^*$. Also, $I = I^*$ since `apply` does not return a function and, thus, I^* is also omitted from Table 4. However, we can superscript PFA_1 , PFA_n , SPE , and PE with a \star symbol, even though PFA_1^* and SPE^* are omitted from Table 4.

The right side of Table 4 shows enumerated specifications of dialogs for ordering coffee. Each dialog is also specified using this notation based on these concepts from programming languages on the left side of Table 4. We associate a fixed dialog with *currying* (C) (second row of Table 4) and a complete, mixed-initiative dialog with *partial evaluation* (PE^*) (bottommost row of Table 4). The concepts from programming languages in Table 4 (and combinations of them) within the context of an expression in this notation help specify dialogs between the fixed and complete, mixed-initiative ends of this dialog spectrum. Note that the order of the terms in the denominator matters (i.e., $(\frac{C}{a \ b \ c} = \{ \prec a \ b \ c \succ \}) \neq (\frac{C}{b \ a \ c} = \{ \prec b \ a \ c \succ \})$). Also, note that when the number of questions posed in a dialog is less than three, expressions with a C or PFA_1 in the numerator specify the same episode (e.g., $\frac{C}{a \ b} = \frac{PFA_1}{a \ b} = \{ \prec a \ b \succ \}$). Table 5 helps connect the dialogs in Table 1 with the concepts from programming languages used to specify them.

Note that there is always only one episode possible in any dialog specified using only one of the I , C , or PFA_1 mnemonics in the numerator. There are always q episodes in any dialog specified using only one of the PFA_n or SPE mnemonics in the numerator, where q is the number of questions posed in a dialog. The number of episodes in any dialog specified using any of the PFA_n^* , SPE' , PE , or PE^* mnemonics in the numerator as a function of q is 2^{q-1} , $q!$, $\sum_{p=1}^q \binom{q}{p}$, and $\sum_{p=1}^q p! \times S(q, p)$, respectively. The episodes in any dialog specified using only one of the I , C , PFA_1 , PFA_n , PFA_n^* , SPE , SPE' , PE , or PE^* mnemonics in the numerator are related to each other in multiple ways. For instance, by definition of the \star symbol here, $X \subseteq X^*$, where X is any mnemonic corresponding to a concept from programming languages used in this model (e.g., PFA_1 or PE). Other relationships include

$$PFA_n \cup SPE \subset PE,$$

$$\begin{aligned}
& ((PFA_n^* - PFA_n) \cup (SPE^* - SPE)) \cap PE = \emptyset, \\
& PFA_1 \subset PFA_n, \\
& I \cup C \cup PFA_1 \cup PFA_n \subset PFA_n^*, \text{ and} \\
& PFA_n^* \subset PE^*.
\end{aligned}$$

Lastly,

$$I \cup C \cup PFA_1 \cup PFA_n \cup PFA_n^* \cup SPE \cup SPE' \cup PE \subset PE^*$$

meaning that partial evaluation subsumes other all other concepts in this model. The implication of this, as we see in the following section, is that any dialog specified using this notation can be supported through partial evaluation.

3.2 Sub-dialogs

We denote the space of dialogs possible given q , the number of questions posed in a dialog, with the symbol \mathcal{U}_q . Let X denote a concept from programming languages in this model (e.g., C or PE^*). We use the symbol \mathcal{X} to denote a *class* of dialogs (e.g., \mathcal{C} or \mathcal{PE}^*), where a class is a set of dialogs where each dialog in the set can be specified with concept mnemonic X in the numerator and q is the number of questions posed in each dialog. The number of dialogs possible given a value for q is $\mathcal{U}_q = 2^{|PE^*|} - 1$. Of all of those dialogs, there are $2^{|PE^*|} - 3q! - q - 5$ dialogs³ that cannot be specified with a single concept (e.g., dialogs b, c, and d in Fig. 1 and Table 6). We refer to the class containing these dialogs as Δ . There are notable observations on any space \mathcal{U}_q : a) its classes are totally disjoint, b) the \mathcal{I} , \mathcal{SPE} , \mathcal{SPE}' , \mathcal{PE} , and \mathcal{PE}^* classes always contain only one specification given any q , c) the \mathcal{PFA}_1 class always contains q specifications because there exists one specification per question, where the response to that question is supplied first and the responses to all remaining questions arrive next in one utterance, d) the \mathcal{C} , \mathcal{PFA}_n , and \mathcal{PFA}_n^* classes always contain $q!$ specifications as each contains one specification for each episode in a dialog specified using the SPE' concept, and e) therefore, the number of dialogs specifiable with only a single instance of a concept mnemonic is $3q! + q + 5$. However, this notation for dialog specification is expressive enough to specify the dialogs in the Δ class because those dialogs can be expressed as either a union of the set of episodes specified by more than one dialog specification called a *compound expression* (e.g., dialog c in Table 6, or $\frac{I}{x \ y \ z} \cup \frac{PFA_1}{x \ y \ z} = \{ \prec(x \ y \ z) \succ, \prec x \ (y \ z) \succ \}$) or expressed as dialogs involving sub-dialogs through the use of nesting [2] (e.g., dialogs b and d in Table 6), or both (e.g., dialog f in Table 6).

In dialogs containing two or more terms in the denominator, where at least one of the terms is a sub-dialog (e.g., dialogs $\frac{\ddot{C}}{a \ b \ c}$ and $\frac{\ddot{C} \ \ddot{PE}^*}{a \ b \ c \ d}$, but not $\frac{\ddot{I}}{a \ b}$), each of the I , PFA_n , PFA_n^* , PE , and PE^* concept mnemonics is not a candidate for the numerator. This is because those concepts require (in the case of I) or support multiple responses per utterance and it is not possible to complete multiple sub-dialogs in a single utterance or complete a sub-dialog and an individual question in a single utterance. The PFA_1 and SPE concept mnemonics only suffice for two categories of dialogs containing sub-dialogs: those with no more than two terms in the denominator, where one of the terms is a sub-dialog (e.g., $\frac{PFA_1}{a \ \frac{PE^*}{b \ c}}$, $\frac{PFA_1}{a \ b \ \frac{PE^*}{c \ d}}$, $\frac{SPE}{a \ \frac{PE^*}{b \ c}}$, and $\frac{SPE}{a \ b \ \frac{PE^*}{c \ d}}$) and those with more than two terms in the denominator where only the first term is a sub-dialog (e.g., $\frac{PFA_1}{\frac{PE^*}{a \ b} \ c \ d \ e \ f}$ and $\frac{SPE}{\frac{PE^*}{a \ b} \ c \ d \ e \ f}$).

³For $q \geq 3$, $|\Delta| = |\mathcal{U}| - |\mathcal{I}| - |\mathcal{C}| - |\mathcal{PFA}_1| - |\mathcal{PFA}_n| - |\mathcal{PFA}_n^*| - |\mathcal{SPE}| - |\mathcal{PE}| - |\mathcal{PE}^*|$. The cases where $q = 1$ and $q = 2$ are the only cases where $|\Delta| \neq |\mathcal{U}| - |\mathcal{I}| - |\mathcal{C}| - |\mathcal{PFA}_1| - |\mathcal{PFA}_n| - |\mathcal{PFA}_n^*| - |\mathcal{SPE}| - |\mathcal{PE}| - |\mathcal{PE}^*|$. This is because when $q = 1$, the one specification in each of the individual classes is the same in each class. Similarly, when $q = 2$ some specifications are multi-classified.

Table 6: Specifications, in notation based on concepts from programming languages, of the dialogs specified using Hasse diagrams in Fig. 1 as well as an additional dialog specification (see bottommost row). Annotations (a)-(e) in bold face font on the leftmost column of the first five rows help associate these specifications to those in Fig. 1.

(a)	$\frac{C}{\text{credit-card grade receipt}}$
(b)	$\frac{C}{\text{PIN} \frac{SPE'}{\text{transaction account}} \text{amount}}$
(c)	$\frac{C}{\text{receipt sandwich drink dine-in/take-out}} \cup \frac{C}{\text{dine-in/take-out sandwich drink receipt}}$
(d)	$\frac{SPE'}{\frac{PE^*}{\text{cream sugar}} \frac{PE^*}{\text{eggs toast}}}$
(e)	$\frac{PE^*}{\text{size blend cream}}$
(f)	$\frac{C}{\text{size} \frac{SPE}{\text{blend cream}}} \cup \frac{C}{\text{blend} \frac{SPE}{\text{cream size}}} \cup \frac{C}{\text{cream blend size}}$

Listing 1: Datatype definitions in ML describing the form of the expressions in the notation based on concepts from programming languages used in this article.

```
datatype Concept_mnemonic = I | C | PFA1 | PFAN | PFANstar | SPE | SPEprime | PE | PEstar;

(* Concept_mnemonic is numerator and Dialog_spec is denominator *)
datatype Dialog_spec = A Dialog_spec of Concept_mnemonic * Dialog_spec

(* A dialog specification is either a single expression or a union of single expressions,
   called a compound expression *)
datatype Dialog_specification =
  A_single_dialog_spec of Dialog_spec | A_union_of_dialog_specs of Dialog_spec list;
```

This is because when used as the numerator in an expression whose denominator contains more than two terms, one of which is a sub-dialog not in the first position, PFA_1 and SPE require multiple responses in the second and final utterance. Hence, C is the only concept mnemonic that can always be used in the numerator of an expression containing any number of sub-dialogs in the denominator. However, C only supports fixed orders of responses. Thus, we need a mnemonic for a concept that restricts utterances to one response and only permits one sub-dialog to be pursued at a time, but also permits all possible completion orders. Such a concept could be used to specify a dialog with more than two terms in the denominator, any of which can be a sub-dialog, that can be completed in any order. The concept represented by the mnemonic SPE' is ideal for this purpose (see Table 4). Note that $\frac{C}{\frac{PE^*}{a b} \frac{PE^*}{c d} \frac{PE^*}{e f}} \neq \frac{SPE'}{\frac{PE^*}{a b} \frac{PE^*}{c d} \frac{PE^*}{e f}}$, and $SPE' \subset PE^*$.

The form of these expressions in this notation based on concepts from programming languages can be described by the datatype definitions in ML in Listing 1.

Listing 2: Scheme function we call a *script*. An expression of the form $\langle \dots \rangle$ is used to represent a list of valid choices (e.g., $\langle \text{sizes} \rangle$ could represent ‘(small medium large)’).

```
(lambda (size blend cream)
  (if (member? size <sizes>)
      (if (member? blend <blends>)
          (if (member? cream <cream>)
              (retrieve item)
              (invalid-response))
          (invalid-response))
      (invalid-response)))
```

3.3 Rewrite Rules

The concepts I and C are primitive in that any dialog in this space can be represented using only I or C mnemonics in a specification expression. In particular, to specify any dialog in the spectrum shown in Fig. 1 using this notation we can simply translate each episode in its enumerated specification as a sub-expression with either an I or C in the numerator and the entire specification as a union of those sub-expressions. For instance, $\frac{I}{x\ y\ z} \cup \frac{C}{x\ y\ z} \cup \frac{C}{y\ z\ x} \cup \frac{C}{z\ x\ y} \cup \frac{C}{x\ \frac{I}{y\ z}} = \{ \prec (x\ y\ z) \succ, \prec x\ y\ z \succ, \prec y\ z\ x \succ, \prec z\ x\ y \succ, \prec x\ (y\ z) \succ \}$. As a result, all dialogs specified using this notation can be reduced to a specification using only the I or C concept mnemonics. For example, $\frac{PFA_1}{x\ y\ z} = \frac{C}{x\ \frac{I}{y\ z}} = \{ \prec x\ (y\ z) \succ \}$. Therefore, we can define rewrite rules akin in spirit to those in [10].

Specifying dialogs in the spectrum shown in Fig. 1 with this notation based on concepts from programming languages has multiple effects: *a)* it helps bring structure to the space between the two ends of the spectrum, *b)* it helps us losslessly compress the episodes in an enumerated specification of a dialog without enumerating all of the episodes to capture the possible orders and combinations of responses therein and, therefore, provides a shorthand notation for dialog specification, akin to the Hasse diagram method, and *c)* a dialog specified in this notation provides a design for implementing the dialog, as we see below.

Use of concepts from programming languages, such as interpretation, currying, and partial evaluation, to specify dialogs has been established in [2, 10, 15]. What we have presented here is a modification of the notation from [10]. Specifically, we have added concepts and mnemonics for each to enrich the notation and redefined some concept mnemonics to more accurately reflect the concepts to which they are associated.

4 Staging Dialogs by Partial Evaluation

Since partial evaluation can be used to partially apply a function with respect to *any* subset of its parameters (i.e., it supports the partial application of a function with all possible orders and combinations of its arguments), we can stage any unsolicited reporting, mixed-initiative dialog in this space using only partial evaluation. In other words, partial evaluation is a generalization of any concept from programming languages presented here. A dialog specification expressed in this notation containing a concept mnemonic other than PE^* represents a particular type of restriction on partial evaluation.

We use an example to illustrate how dialogs can be staged with partial evaluation. Consider the ternary Scheme function shown in Listing 2. We call a function such as this, which we partially evaluate to stage a dialog, a *script*. We define this function without the intent of ever invoking it, and rather only with the intent of automatically transforming it for effect. This effect is staging

Table 7: Staging dialog episodes by partial evaluation, explicitly illustrating the intermediate output of each partial evaluation. Dotted boxes reinforce that both series of transformations, top half and bottom half, start with the same script.

Staging the dialog episode $\langle \text{size blend cream} \rangle = \frac{C}{\text{size blend cream}}$ by partial evaluation ($\llbracket \text{mix} \rrbracket$).		
$\llbracket \text{mix} \rrbracket$	<div style="border: 1px dashed black; padding: 5px; display: inline-block;"> <pre>(lambda (size blend cream) (if (member? size <sizes>) (if (member? blend <blends>) (if (member? cream <cream>) (retrieve item))))))</pre> </div> , size=small	<div style="border: 1px solid black; padding: 5px; display: inline-block;"> <pre>(lambda (blend cream) (if (member? blend <blends>) (if (member? cream <cream>) (retrieve item))))</pre> </div>
$\llbracket \text{mix} \rrbracket$	<div style="border: 1px solid black; padding: 5px; display: inline-block;"> <pre>(lambda (blend cream) (if (member? blend <blends>) (if (member? cream <cream>) (retrieve item))))</pre> </div> , blend=mild	<div style="border: 1px solid black; padding: 5px; display: inline-block;"> <pre>(lambda (cream) (if (member? cream <cream>) (retrieve item)))</pre> </div>
$\llbracket \text{mix} \rrbracket$	<div style="border: 1px solid black; padding: 5px; display: inline-block;"> <pre>(lambda (cream) (if (member? cream <cream>) (retrieve item)))</pre> </div> , cream=no	<div style="border: 1px solid black; padding: 5px; display: inline-block;"> <pre>(lambda () (retrieve item))</pre> </div>
Staging the dialog episode $\langle \text{cream blend size} \rangle = \frac{C}{\text{cream blend size}}$ by partial evaluation ($\llbracket \text{mix} \rrbracket$).		
$\llbracket \text{mix} \rrbracket$	<div style="border: 1px dashed black; padding: 5px; display: inline-block;"> <pre>(lambda (size blend cream) (if (member? size <sizes>) (if (member? blend <blends>) (if (member? cream <cream>) (retrieve item))))))</pre> </div> , cream=yes	<div style="border: 1px solid black; padding: 5px; display: inline-block;"> <pre>(lambda (size blend) (if (member? size <sizes>) (if (member? blend <blends>) (retrieve item))))</pre> </div>
$\llbracket \text{mix} \rrbracket$	<div style="border: 1px solid black; padding: 5px; display: inline-block;"> <pre>(lambda (size blend) (if (member? size <sizes>) (if (member? blend <blends>) (retrieve item))))</pre> </div> , blend=dark	<div style="border: 1px solid black; padding: 5px; display: inline-block;"> <pre>(lambda (size) (if (member? size <sizes>) (retrieve item)))</pre> </div>
$\llbracket \text{mix} \rrbracket$	<div style="border: 1px solid black; padding: 5px; display: inline-block;"> <pre>(lambda (size) (if (member? size <sizes>) (retrieve item)))</pre> </div> , size=large	<div style="border: 1px solid black; padding: 5px; display: inline-block;"> <pre>(lambda () (retrieve item))</pre> </div>

Table 8: Alternate view of Table 7, without explicit illustration of the intermediate outputs of each successive partial evaluation.

Staging the dialog episode $\langle \text{size blend cream} \rangle = \frac{C}{\text{size blend cream}}$ by partial evaluation ($\llbracket \text{mix} \rrbracket$).

$$\llbracket \text{mix} \rrbracket \left[\llbracket \text{mix} \rrbracket \left[\llbracket \text{mix} \rrbracket \left[\boxed{\begin{array}{l} (\text{lambda } (\text{size blend cream}) \\ (\text{if } (\text{member? size } \langle \text{sizes} \rangle) \\ (\text{if } (\text{member? blend } \langle \text{blends} \rangle) \\ (\text{if } (\text{member? cream } \langle \text{cream} \rangle) \\ (\text{retrieve item})))))) \end{array}} \right], \text{size=small} \right], \text{blend=mild} \right], \text{cream=no} \right] = \boxed{(\text{lambda } () \\ (\text{retrieve item}))}$$

Staging the dialog episode $\langle \text{cream blend size} \rangle = \frac{C}{\text{cream blend size}}$ by partial evaluation ($\llbracket \text{mix} \rrbracket$).

$$\llbracket \text{mix} \rrbracket \left[\llbracket \text{mix} \rrbracket \left[\llbracket \text{mix} \rrbracket \left[\boxed{\begin{array}{l} (\text{lambda } (\text{size blend cream}) \\ (\text{if } (\text{member? size } \langle \text{sizes} \rangle) \\ (\text{if } (\text{member? blend } \langle \text{blends} \rangle) \\ (\text{if } (\text{member? cream } \langle \text{cream} \rangle) \\ (\text{retrieve item})))))) \end{array}} \right], \text{cream=yes} \right], \text{blend=dark} \right], \text{size=large} \right] = \boxed{(\text{lambda } () \\ (\text{retrieve item}))}$$

Table 9: Staging all episodes possible through partial evaluation in dialog specifications each containing one of the nine concepts from programming languages in this model. (left) Specifications of dialogs in a notation based on these concepts (right) staged by partial evaluation ($\llbracket \text{mix} \rrbracket$). The use of ellipses in expressions such as $\text{size} = \dots$ indicate that the value of the parameter can be any valid response.

$\frac{I}{\text{size blend cream}}$	=	$\llbracket \text{mix} \rrbracket [\text{f}, \text{size} = \dots, \text{blend} = \dots, \text{cream} = \dots]$
$\frac{C}{\text{size blend cream}}$	=	$\llbracket \text{mix} \rrbracket [\llbracket \text{mix} \rrbracket [\llbracket \text{mix} \rrbracket [\text{f}, \text{size} = \dots], \text{blend} = \dots], \text{cream} = \dots]$
$\frac{PFA_1}{\text{size blend cream}}$	=	$\llbracket \text{mix} \rrbracket [\llbracket \text{mix} \rrbracket [\text{f}, \text{size} = \dots], \text{blend} = \dots, \text{cream} = \dots]$
$\frac{PFA_n}{\text{size blend cream}}$	=	$\llbracket \text{mix} \rrbracket [\text{f}, \text{size} = \dots, \text{blend} = \dots, \text{cream} = \dots],$ $\llbracket \text{mix} \rrbracket [\llbracket \text{mix} \rrbracket [\text{f}, \text{size} = \dots], \text{blend} = \dots, \text{cream} = \dots],$ $\llbracket \text{mix} \rrbracket [\llbracket \text{mix} \rrbracket [\text{f}, \text{size} = \dots, \text{blend} = \dots], \text{cream} = \dots]$
$\frac{PFA_n^*}{\text{size blend cream}}$	=	$\llbracket \text{mix} \rrbracket [\text{f}, \text{size} = \dots, \text{blend} = \dots, \text{cream} = \dots],$ $\llbracket \text{mix} \rrbracket [\llbracket \text{mix} \rrbracket [\text{f}, \text{size} = \dots], \text{blend} = \dots, \text{cream} = \dots],$ $\llbracket \text{mix} \rrbracket [\llbracket \text{mix} \rrbracket [\text{f}, \text{size} = \dots, \text{blend} = \dots], \text{cream} = \dots],$ $\llbracket \text{mix} \rrbracket [\llbracket \text{mix} \rrbracket [\llbracket \text{mix} \rrbracket [\text{f}, \text{size} = \dots], \text{blend} = \dots], \text{cream} = \dots]$
$\frac{SPE}{\text{size blend cream}}$	=	$\llbracket \text{mix} \rrbracket [\llbracket \text{mix} \rrbracket [\text{f}, \text{size} = \dots], \text{cream} = \dots, \text{blend} = \dots],$ $\llbracket \text{mix} \rrbracket [\llbracket \text{mix} \rrbracket [\text{f}, \text{blend} = \dots], \text{size} = \dots, \text{cream} = \dots],$ $\llbracket \text{mix} \rrbracket [\llbracket \text{mix} \rrbracket [\text{f}, \text{cream} = \dots], \text{size} = \dots, \text{blend} = \dots]$
$\frac{SPE'}{\text{size blend cream}}$	=	$\llbracket \text{mix} \rrbracket [\llbracket \text{mix} \rrbracket [\llbracket \text{mix} \rrbracket [\text{f}, \text{size} = \dots], \text{cream} = \dots], \text{blend} = \dots],$ $\llbracket \text{mix} \rrbracket [\llbracket \text{mix} \rrbracket [\llbracket \text{mix} \rrbracket [\text{f}, \text{size} = \dots], \text{blend} = \dots], \text{cream} = \dots],$ $\llbracket \text{mix} \rrbracket [\llbracket \text{mix} \rrbracket [\llbracket \text{mix} \rrbracket [\text{f}, \text{blend} = \dots], \text{size} = \dots], \text{cream} = \dots],$ $\llbracket \text{mix} \rrbracket [\llbracket \text{mix} \rrbracket [\llbracket \text{mix} \rrbracket [\text{f}, \text{blend} = \dots], \text{cream} = \dots], \text{size} = \dots],$ $\llbracket \text{mix} \rrbracket [\llbracket \text{mix} \rrbracket [\llbracket \text{mix} \rrbracket [\text{f}, \text{cream} = \dots], \text{size} = \dots], \text{blend} = \dots],$ $\llbracket \text{mix} \rrbracket [\llbracket \text{mix} \rrbracket [\llbracket \text{mix} \rrbracket [\text{f}, \text{cream} = \dots], \text{blend} = \dots], \text{size} = \dots]$
$\frac{PE}{\text{size blend cream}}$	=	$\llbracket \text{mix} \rrbracket [\text{f}, \text{size} = \dots, \text{blend} = \dots, \text{cream} = \dots],$ $\llbracket \text{mix} \rrbracket [\llbracket \text{mix} \rrbracket [\text{f}, \text{size} = \dots], \text{cream} = \dots, \text{blend} = \dots],$ $\llbracket \text{mix} \rrbracket [\llbracket \text{mix} \rrbracket [\text{f}, \text{blend} = \dots], \text{size} = \dots, \text{cream} = \dots],$ $\llbracket \text{mix} \rrbracket [\llbracket \text{mix} \rrbracket [\text{f}, \text{cream} = \dots], \text{size} = \dots, \text{blend} = \dots],$ $\llbracket \text{mix} \rrbracket [\llbracket \text{mix} \rrbracket [\text{f}, \text{size} = \dots, \text{blend} = \dots], \text{cream} = \dots],$ $\llbracket \text{mix} \rrbracket [\llbracket \text{mix} \rrbracket [\text{f}, \text{size} = \dots, \text{cream} = \dots], \text{blend} = \dots],$ $\llbracket \text{mix} \rrbracket [\llbracket \text{mix} \rrbracket [\text{f}, \text{blend} = \dots, \text{cream} = \dots], \text{size} = \dots]$

$\frac{PE^*}{\text{size blend cream}}$	=	$\llbracket \text{mix} \rrbracket[\text{f}, \text{size}, \text{blend}, \text{cream}],$ $\llbracket \text{mix} \rrbracket[\llbracket \text{mix} \rrbracket[\text{f}, \text{size} = \dots], \text{blend} = \dots, \text{cream} = \dots],$ $\llbracket \text{mix} \rrbracket[\llbracket \text{mix} \rrbracket[\text{f}, \text{blend} = \dots, \text{cream} = \dots], \text{size} = \dots],$ $\llbracket \text{mix} \rrbracket[\llbracket \text{mix} \rrbracket[\text{f}, \text{blend} = \dots], \text{cream} = \dots, \text{size} = \dots],$ $\llbracket \text{mix} \rrbracket[\llbracket \text{mix} \rrbracket[\text{f}, \text{cream} = \dots, \text{size} = \dots], \text{blend} = \dots],$ $\llbracket \text{mix} \rrbracket[\llbracket \text{mix} \rrbracket[\text{f}, \text{cream} = \dots], \text{size} = \dots, \text{blend} = \dots],$ $\llbracket \text{mix} \rrbracket[\llbracket \text{mix} \rrbracket[\text{f}, \text{size} = \dots, \text{blend} = \dots], \text{cream} = \dots],$ $\llbracket \text{mix} \rrbracket[\llbracket \text{mix} \rrbracket[\llbracket \text{mix} \rrbracket[\text{f}, \text{size} = \dots], \text{cream} = \dots], \text{blend} = \dots],$ $\llbracket \text{mix} \rrbracket[\llbracket \text{mix} \rrbracket[\llbracket \text{mix} \rrbracket[\text{f}, \text{size} = \dots], \text{blend} = \dots], \text{cream} = \dots],$ $\llbracket \text{mix} \rrbracket[\llbracket \text{mix} \rrbracket[\llbracket \text{mix} \rrbracket[\text{f}, \text{blend} = \dots], \text{size} = \dots], \text{cream} = \dots],$ $\llbracket \text{mix} \rrbracket[\llbracket \text{mix} \rrbracket[\llbracket \text{mix} \rrbracket[\text{f}, \text{blend} = \dots], \text{cream} = \dots], \text{size} = \dots],$ $\llbracket \text{mix} \rrbracket[\llbracket \text{mix} \rrbracket[\llbracket \text{mix} \rrbracket[\text{f}, \text{cream} = \dots], \text{size} = \dots], \text{blend} = \dots],$ $\llbracket \text{mix} \rrbracket[\llbracket \text{mix} \rrbracket[\llbracket \text{mix} \rrbracket[\text{f}, \text{cream} = \dots], \text{blend} = \dots], \text{size} = \dots]$
--	---	---

the interaction of a human-computer dialog. Thus, we only use this function as a malleable and disposable data object. When that input data is expired, the dialog is complete.

The top half of Table 7 demonstrates how the $\langle \text{size blend cream} \rangle$ episode is staged by this process. We use the symbol $\llbracket \text{mix} \rrbracket$ from [7] to denote the partial evaluation operation because partial evaluation involves a mixture of interpretation and code generation. The $\llbracket \text{mix} \rrbracket$ operator accepts two arguments: a function to be partially evaluated and a static assignment of values to a subset of its parameters. The semantics of the expression $\llbracket \text{f} \rrbracket 3$ in the notation from [7] are invoke **f** on 3 or **f**(3). Consider a function **pow** that accepts a **base** and an **exponent**, in that order, as arguments and returns the **base** raised to the **exponent**. The semantics of the expression $\llbracket \text{mix} \rrbracket[\text{pow}, \text{exponent} = 2]$ are partially evaluate **pow** with respect to **exponent** equal to two. This returns $\text{pow}_{\text{exponent}=2}$ that accepts only a **base** (i.e., a squaring function). Therefore,

a partial evaluation, $\text{pow}_{\text{exponent}=2}$ a complete evaluation

$\llbracket \llbracket \text{mix} \rrbracket[\text{pow}, \text{exponent} = 2] \rrbracket 3 = \llbracket \text{pow} \rrbracket[3, 2] = 9.$ Given a ternary function **f** with integer parameters **x**, **y**, and **z**:

$$\begin{aligned}
 \text{f}_{y=2} &= \llbracket \text{mix} \rrbracket[\text{f}, \text{y} = 2] \\
 \text{output} &= \llbracket \text{f}_{y=2} \rrbracket[1, 3] \\
 \llbracket \text{f} \rrbracket[1, 2, 3] &= \llbracket \llbracket \text{mix} \rrbracket[\text{f}, \text{y} = 2] \rrbracket[1, 3].
 \end{aligned}$$

In general,

$$\llbracket \llbracket \text{mix} \rrbracket[\text{f}, \text{input}_{\text{static}}] \rrbracket \text{input}_{\text{dynamic}} = \llbracket \text{f} \rrbracket[\text{input}_{\text{static}}, \text{input}_{\text{dynamic}}].$$

The *same* function **f** can be used to realize a completely different episode than the one after which it is modeled. The bottom half of Table 7 demonstrates how the $\langle \text{cream blend size} \rangle$ episode can be staged by this process, with the *same* function **f**. While the control flow of **f** models only one episode (in this case, $\langle \text{size blend cream} \rangle$), by partial evaluating **f** we can stage the interaction required by 13 distinct episodes. In general, by partially evaluating a script representing only one episode, we can realize $|\mathcal{D}_{\text{cmi}}|$ distinct episodes. This ‘model one episode, stage multiple’ feature of this approach is a significant aspect of this research.

While Table 7 shows how **f** is transformed after each progressive partial evaluation in the process, Table 8 omits these intermediary outputs and, thus, provides an alternate view of Table 7.

The scripts being partially evaluated in Tables 7 and 8 omit **else** (exceptional) branches (e.g., (**invalid-response**) in Listing 2) for purposes of succinct exposition.

It is not important that the individual responses communicated in the two dialog episodes staged in Tables 7 and 8 are different (i.e., (**small mild no**) and (**yes dark large**)). Rather it is notable that the responses to the questions in each episode are provided in different orders. The orders could still be different even if the responses were the same (e.g., (**small mild no**) versus (**no mild small**)).

Notice from Table 7 that, at any point in the interaction, a script always explicitly models the questions that remain unanswered and, therefore, implicitly models the questions that have been answered. As a result, it is always clear what information to prompt for next. In the mixed-initiative dialog community, keeping track of what has and has not been communicated is called *dialog management*.

The right side of Table 9 details how dialogs specified using only one of each concept mnemonic in an expression are staged by partial evaluation, which subsumes all of the other concepts based on the arguments with which you partially evaluate **f**. For instance, PFA_n^* is achieved by progressively partially evaluating **f** with any prefix of its arguments. Similarly, $\frac{PFA_1}{x\ y\ z} = \frac{C}{x\ y\ z} = \{\prec x\ (y\ z) \succ\}$ can be staged with partial evaluation as $\llbracket \text{mix} \rrbracket [\llbracket \text{mix} \rrbracket [f, x = \dots], y = \dots, z = \dots]$.

Given Table 7, we see why the enumerated specifications of dialogs on the right side of Table 4 are associated with the concept mnemonics in the numerator on the left side of Table 4, and how dialogs conforming to those specifications can be staged (i.e., realized) in Table 9. Table 9 naturally mirrors Table 4.

5 Implementing Dialogs with Partial Evaluation

A specification of a dialog in this notation, based on concepts from programming languages, provides a plan for the implementation of the dialog. In this section we discuss the implementation details of automatically generating a stager from an enumerated specification of a dialog to be implemented (see Fig. 2).

5.1 Dialog Mining

Extracting a minimal specification in this notation, based on concepts from programming languages, from an enumerated dialog specification is a process we call *dialog mining*; see transition from the left to the center of Fig. 2). While the details of dialog mining are beyond the scope of this paper, and more appropriate for a data mining audience, we make some cursory remarks.

We designed a recursive, heuristic-based algorithm to address this problem and implemented it in Scheme. Listings 3 and 4 provide a transcript of an interactive session with our dialog mining system. The input to the miner is an enumerated dialog specification expressed as a list of episodes, where each episode is also expressed as a list (e.g., see lines 24–31 of Listing 3). The output is a dialog specification in this notation based on concepts from programming languages. The form of the output is a list of lists where each list in the output list represents an expression in this notation (e.g., see line 32 of Listing 3 and lines 42–43 of Listing 4). The **car** of each list in the output list is the numerator of the dialog specification in this notation based on concepts from programming languages and the **cdr** of it is the denominator. The nesting of each list in the output list reflects the nesting in the specification of the dialog in this notation. For instance, line 37 of Listing 3 represents $\frac{C}{\text{PIN} \frac{SPE'}{\text{account transaction amount}}}$. If the output list contains more than one list (e.g., dialog c in Table 6 whose compressed specification is shown on lines 42–43 of Listing 4), the union

Listing 3: Transcript of an interactive session with the dialog miner illustrating how compressed specifications in this notation, based on concepts from programming languages, including specifications a, b, and e in Table 6, are mined from enumerated specifications.

```

1 ;; only one utterance; interpretation or complete evaluation
2 > (mine-expr '(((credit-card grade receipt))))
3 (("I" credit-card grade receipt))
4
5 ;; example a: a fixed dialog specification ;
6 ;; totally-ordered with only a single response per utterance;
7 ;; currying
8 > (mine-expr '((credit-card grade receipt)))
9 (("C" credit-card grade receipt))
10
11 ;; totally ordered with multiple responses per utterance; partial function application n*
12 > (mine-expr '((size blend cream) ((size blend) cream)
13           (size (blend cream)) ((size blend cream))))
14 (("PFA_n*" size blend cream))
15
16 ;; partially ordered with only a single response per utterance;
17 ;; single-argument partial evaluation'
18 > (mine-expr (permutations '(size blend cream)))
19 (("SPE'" size blend cream))
20
21 ;; example e: a complete, mixed-initiative dialog;
22 ;; partially ordered with multiple responses per utterance;
23 ;; partial evaluation*
24 > (mine-expr (append (permutations '(size blend cream))
25                     '(((size blend) cream)
26                       (cream (size blend))
27                       (size (blend cream))
28                       ((blend cream) size)
29                       ((size cream) blend)
30                       (blend (size cream))
31                       ((size blend cream)))))
32 (("PE*" blend cream size))
33
34 ;; example b: a dialog specification containing
35 ;; an embedded, complete, mixed-initiative sub-dialog
36 > (mine-expr '((PIN account transaction amount) (PIN transaction account amount)))
37 (("C" PIN ("SPE'" account transaction) amount))

```

Listing 4: Continuation of transcript of an interactive session with the dialog miner in Listing 3 illustrating how compressed specifications in this notation, based on concepts from programming languages, including specifications c and d in Table 6, are mined from enumerated specifications.

```

38 ;; example c: a dialog specification containing an embedded, fixed sub-dialog,
39 ;; or the union of two fixed dialog specifications
40 > (mine-expr '((receipt sandwich beverage dine-in/takeout)
41               (dine-in/takeout sandwich beverage receipt)))
42 (("C" receipt sandwich beverage dine-in/takeout)
43  ("C" dine-in/takeout sandwich beverage receipt))
44
45 ;; example d: a dialog specification containing
46 ;; two embedded, complete, mixed-initiative sub-dialogs;
47 > (mine-expr '((cream sugar eggs toast) (cream sugar toast eggs) (sugar cream eggs toast)
48               (sugar cream toast eggs) (eggs toast sugar cream) (eggs toast cream sugar)
49               (eggs toast (cream sugar)) (toast eggs sugar cream) (toast eggs cream sugar)
50               (toast eggs (cream sugar)) ((cream sugar) eggs toast)
51               ((cream sugar) toast eggs)
52               (cream sugar (eggs toast)) (sugar cream (eggs toast))
53               ((cream sugar) (eggs toast))
54               ((eggs toast) (cream sugar)) ((eggs toast) cream sugar)
55               ((eggs toast) sugar cream)))
56 (("SPE" ("PE*" cream sugar) ("PE*" eggs toast)))
57
58 ;; a dialog specification as the union of three sub-expressions (a compound expression)
59 > (mine-expr '((size blend cream) (size cream blend) (blend cream size)
60               (cream blend size) (blend size cream)))
61 (("C" ("SPE" size blend) cream)
62  ("C" size cream blend) ("C" ("SPE" blend cream) size))
63
64 ;; case demonstrating the incompleteness of heuristic
65 ;; output should be (`SPE" x (`C" y z))
66 > (mine-expr '((x y z) (y z x)))
67 (("C" x y z) ("C" y z x))

```

Listing 5: A stager for complete, mixed-initiative dialogs (i.e., those in the \mathcal{PE}^* class), simplified for purposes of presentation.

```
(define stager_PE*
  (lambda (script)
    (if (not (null? script))
        (let* ((utterance (prompt-for-input))
              (static-input (marshal-utterance-into-a-set-of-parameter/value pairs))
              (specialized-script (mix script static-input)))
          (stager_PE* specialized-script))))
```

of those lists specifies the dialog. The miner runs in *DrRacket*⁴ (version 6.0) with the language set to ‘Determine language from source’.

Our heuristic is sound in that it always returns a specification in this notation that represents the input dialog (i.e., it never returns a wrong answer). However, it is incomplete in that it does not always return a minimal specification, where a minimal specification is one with a minimal number of union operators. If it cannot mine a minimal specification, it returns a union of the input set of episodes, each represented as a sub-expression with a C in the numerator. For instance, line 67 of Listing 4 should display only one expression (i.e., $\frac{SPE'}{x \frac{C}{y z}}$), but shows a compound expression containing two sub-expressions instead (i.e., $\frac{C}{x y z} \cup \frac{C}{y z x}$). We are performing an evaluation of our heuristic to measure the fraction of dialog specifications in the universe of possible unsolicited reporting, mixed-initiative dialogs \mathcal{U} for which it is unable to find a minimal specification in this notation.

We can generalize this problem to one of finding a minimum set of posets capturing the requirements of a dialog from an enumerated specification of the dialog. Formally, we state the problem as:

INPUT: A set of posets P , all defined over the same set, where the union of the linear extensions from each poset in P is L .
 OUTPUT: A minimum set of posets R such that $|R| \leq |P|$ and the union of the linear extensions from each poset of R is L .

We are currently working on an NP-complete proof of this problem using a reduction to Vertex Cover. While the dialog mining part of this work is no less important, here we focus on staging by partial evaluation and stager generation because it is the aspect of this research most relevant to the automated software engineering.

5.2 Stagers

Note that Table 9 only demonstrates how to stage dialogs conforming to each concept from programming languages presented here. In this section, we address how to implement stagers with partial evaluation for dialogs that cannot be specified with a single concept (e.g., dialog b in Table 6) or with a non-compound expression in this notation (e.g., dialog c in Table 6). One method of implementing a complete, mixed-initiavedialog is to enumerate all possible ways to complete the dialog as all possible control flows through the implementation. For instance, consider dialog e in Table 6, which is a complete, mixed-initiavedialog. Enumerating all possible control flows through that dialog involves explicitly modeling all of the thirteen separate totally ordered sets, one for each episode in the specification. This approach quickly becomes unwieldy even for dialogs with only a few questions as we demonstrate by capturing the number of episodes in an enumerated complete,

⁴<http://racket-lang.org/>.

mixed-initiative dialog specification as a function of the questions posed therein. Let $s(m)$ be the set of all partitions of a set of size m into non-empty subsets, where m is a positive integer, and $s(m, n)$ be the set of all partitions of a set of size m into exactly n non-empty subsets, where n is a positive integer and $n \leq m$. The *Bell number* of a set of size m is $B(m) = |s(m)|$. The *Stirling number* of a set of size m is $S(m, n) = |s(m, n)|$. It follows that $B(m) = \sum_{n=1}^m S(m, n)$. Since an enumerated specification of a complete, mixed-initiative dialog contains episodes corresponding to all possible permutations of all possible partitions of the set of questions in the dialog, we define its size, $|\mathcal{D}_{cmi}|$, as the total function, $\mathbb{N} \rightarrow \mathbb{N}$, equal to $\sum_{p=1}^q p! \times S(q, p)$, which given q , the number of questions posed in a dialog, computes the total number of episodes therein. Therefore, the number of episodes in a complete, mixed-initiative dialog specification explodes combinatorially as the number of questions q in the dialog increase. For this reason, we seek to obviate the need to extensionally hardcode all possible episodes in the control flow of the implementation and, thus, improve the control complexity of dialog implementation, by using partial evaluation to intensionally support those episodes.

Consider the stager given in Listing 5. This stager, when passed the script shown in Listing 2 does not need to anticipate when the user is deviating from the only hardwired episode in the script, by virtue of partial evaluation. It does not check that the order of utterances or number of the responses in an utterance conform to the dialog specification because all orders and combinations are possible.

While complete, mixed-initiative dialogs can be staged efficiently using this approach, such dialogs represent only a small fraction of all possible dialogs (i.e., there is only one such dialog, given a fixed number of questions). Most dialog specifications contain less episodes than those that can be modeled by an expression in this notation with a PE^* in the numerator. Indiscriminately partially evaluating a script such as that shown in Listing 2 to stage dialogs specified by only a C or SPE concept mnemonic, such as those in Table 9, realizes *excess* episodes (i.e., episodes staged that are not in the specification). On the other hand, applying a script such as that shown in Listing 2 to stage a dialog conforming to the PE^* concept incurs *deficit* (i.e., some of the episodes in the specification are not staged). Using a curried script to stage a dialog specified by SPE yields excess and deficit. Thus, while partial evaluation subsumes all other language concepts considered here, partial evaluation is an ‘all or nothing’ proposition [15]. It does not discriminate against any of the possible partial assignments of input parameters to the function (i.e., script) being partially evaluated; the script can be partially evaluated with respect to *any* parameter orders or combinations. “For a dialog script parameterized [by] slot [parameters], partial evaluation can be used to support all valid possibilities for mixing initiative, but it cannot restrict the scope of mixing initiative in any way. In particular this means that, unlike interpretation [or currying], partial evaluation cannot enforce any individual [episode]” [15].

Thus, to be faithful to a specification, we require a controller to invoke partial evaluation judiciously with respect to the different orders and combinations of arguments that reflect the permissible episodes or requirements of a dialog. We call this controller a *stager* because it stages the interaction required to complete a dialog. Specifically, a stager must restrict the ways in which partial evaluation is applied to a script in all dialogs except complete, mixed-initiative dialogs (i.e., those conforming to the PE^* concept).

Since staging complete, mixed-initiative dialogs in this model does not require verification of the order and size of utterances, the objective of the dialog miner is to identify as much of the input dialog as possible that can be specified through the PE^* concept. In other words, it needs to identify as much of the dialog as possible that can be handled by partial evaluation. This process has been referred to as *layering* [15]. Moreover, the objective of rewrite rules is not to reduce a complex dialog to one expressed only through the primitive concepts I or C . On the contrary,

rather we desire to express as much of the dialog as possible through the PE^* concept to similarly improve the implementation. For instance, it is advantageous to express the specification $\{ \prec a b \succ, \prec b a \succ, \prec (a b) \succ \}$ as $\frac{PE^*}{a b}$ rather than $\frac{C}{a b} \cup \frac{C}{b a} \cup \frac{I}{a b}$. Furthermore, to take advantage of all possible opportunities to use partial evaluation, rewrite rules can be applied not only to the original, pristine, script for a dialog, but also to the transformed, reduced script remaining after every utterance. For instance, $\llbracket \text{mix} \rrbracket [\frac{SPE'}{\frac{PE}{a b} \frac{PE}{c d}}, d = \dots] = \frac{SPE'}{\frac{PE}{c} \frac{PE}{a b}} = \frac{SPE'}{\frac{C}{c} \frac{PE}{a b}} = \frac{C}{c \frac{PE}{a b}}$, and $\llbracket \text{mix} \rrbracket [\frac{C}{c \frac{PE}{a b}}, c = \dots] = \frac{C}{\frac{PE}{a b}} = \frac{PE}{a b}$. This can be thought of as relayering after every utterance. Unlike Tables 7 and 8, where the script to be partial evaluated is the first argument to $\llbracket \text{mix} \rrbracket$, here, for purposes of conserving space, we use a specification of the dialog in this notation based on concepts from programming languages to represent the script to be partially evaluated.

5.3 Evaluation

One method of quantifying control complexity or, more specifically, anticipation of permissible orders and forms of utterances, is to count the number of sub-expressions in a dialog specified using this notation based on concepts from programming languages that its stager must support. In other words, the number of sub-expressions required to capture the requirements of a dialog is an evaluation metric for the complexity of its stager. A complete, mixed-initiative dialog can be captured by one expression. If we remove only one of the thirteen episodes from the $\frac{PE^*}{\text{size blend cream}}$ complete, mixed-initiative dialog, its requirements can no longer be captured by only one expression. For instance, a dialog where the $\prec (\text{size blend cream}) \succ$ episode is absent from the $\frac{PE^*}{\text{size blend cream}}$ specification cannot be represented with less than five sub-expressions (i.e., $\frac{SPE'}{\text{size blend cream}} \cup \frac{SPE}{\text{size blend cream}} \cup \frac{C}{\text{size blend cream}} \cup \frac{C}{\text{blend cream size}} \cup \frac{C}{\text{size cream blend}}$). Therefore, in this model, a stager for the prior dialog is less complex in the control than one for the latter. While $\frac{PE^*}{\text{size blend cream}}$ represents one poset, note that there is not a one-to-one correspondence between posets and expressions in this notation, based on concepts from programming languages, that capture the requirements of a dialog. For instance, while the previous dialog cannot be represented with a union of less than five sub-expressions in this notation, it can be represented by one poset.

When the specification for the dialog being staged cannot be captured by a single expression (e.g., specifications c and f in Table 6) we currently require one stager per expression. Then a decision, based on the user's first utterance, is required, if possible, to determine which stager to invoke. Staging dialogs in the Δ class that involve sub-dialogs requires additional consideration. A stager for each of these dialogs not only needs to control how partial evaluation is invoked to support the individual concepts, but also needs to coordinate the order in which it jumps into and returns from sub-dialogs.

5.4 Practical Considerations

We made a few practical considerations in our system implementation. For instance, since we are only using the constant propagation capability of partial evaluation, we implemented our own language processing function that propagates the supplied arguments throughout the body of a script, rather than using an off-the-shelf partial evaluator. We also capture first-class continuations through the `call/cc` facility in Scheme to restart a stager after each progressive partial evaluation. We generate a loop key, which contains a continuation, a script, and an occurrence counter, with the initial, pristine script. A stager then prompts for and accepts an utterance from the user, validates the responses in the utterance and, if valid, marshals it into a set of parameter-value pairs, and partially evaluates a script with that set of static parameter assignments. Finally, the

Listing 6: Generalized stager algorithm simplified for purposes of presentation.

```
(generate-pristine-sub-scripts-from-expressions)
(let* ((origin-script (file->list script-file-name))
      (origin-counter 1)
      (loop-key
       (call/cc
        (lambda (k)
          (list k origin-script origin-counter))))
      (loop (car loop-key))
      (script (cadr loop-key))
      (counter (caddr loop-key)))

  (prompt-for-input)

  (if (valid-input?)
      (let ((new-script (partially-eval-script-with-utterance)))
        (if (complete-evaluation?)
            (eval new-script)
            (k (list k new-script counter+1))))
      (k (list k script counter)))) ; invalid input
```

stager generates a new loop key with the specialized script and uses the continuation to jump back to the beginning of the stager. The generalized stager algorithm shown in Listing 6 illustrates this process. We also incorporate a history-records object, which stores the loop key of each stage, to support **redo** and **undo** operations. The functional paradigm of programming enabled us to support these finer touches in a simple and clean manner.

5.5 Stager Generation

From an expression, in notation based on concepts from programming languages, output by the dialog miner, we automatically generate a stager to realize and execute the dialog (see transition from the center to the right of Fig. 2). Since Scheme is a homoiconic language, it is suitable for generating a stager in Scheme. Given a dialog specified in the notation, based on concepts from programming languages, presented here, it automatically generates a stager, and the necessary scripts. The size of the stager it generates is dependent on the complexity of the dialog to be staged. The generated stagers must be executed with *DrRacket* (version 6.0) with the language set to ‘Determine language from source’. Fig. 3 provides an overview of the execution of the stagers we generate (i.e., the right-most side of Fig. 2). Our dialog modeling toolkit, including the dialog miner and stager generator, is available at <http://academic.udayton.edu/SaverioPerugini/dialogtoolkit.zip>.

6 Discussion

The advent and increased use of smart phones as ubiquitous personal computing devices and the parallel development of hundreds of thousands of apps⁵ provide a new landscape and opportunity to research models for designing and implementing flexible human-computer dialogs. The apps whose success relies on flexible dialog can benefit from a model for designing and implementing dialogs in a more systematic and simplified way, especially in reducing time to market. Thus, while this research project takes a non-traditional approach to dialog modeling and implementation, we are optimistic that it can have an impact on the software development process for smart phone apps where flexibility in human-computer dialog is important. Moreover, we feel this model has the

⁵As of August 2014 there are approximately one million *iPhone/iPad* apps and one million *Android* apps available.

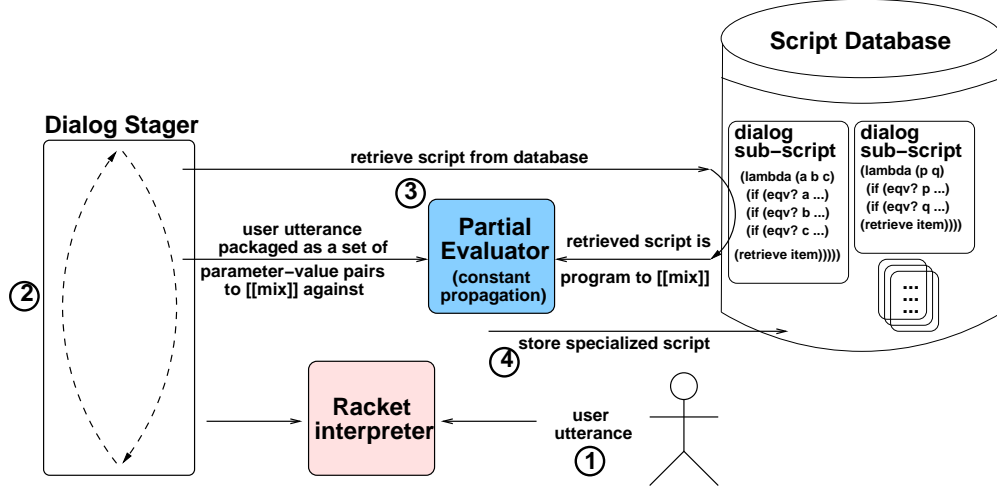


Figure 3: Stager system design and execution. Numbers indicate flow of progression and this progression repeats until the dialog is complete.

potential to be widely adopted due to the large, growing, and mutually-reinforcing number of apps, application domains, and users of smart phones. Prior research projects have approached intelligent information system design from the perspective of (functional) programming languages [4, 9, 13, 14]. However, only a few research projects have sought to marry human-computer dialogs with concepts from programming languages [2, 9, 11, 15]. Thus, we also expect our work to generate discussion in the automated software engineering community.

6.1 Contributions

We modified and improved a model for specifying and staging mixed-initiative dialogs [2, 10, 15]. The primary theme of this approach is to identify as many embedded complete, mixed-initiative sub-dialogs in a specification since they can be advantageously handled by partial evaluation. Identifying these sub-dialogs permits one to plan for only one episode in a script and judiciously apply partial evaluation to it to realize all possible variations of that episode. This non-traditional use of partial evaluation helps meet the specification of a dialog without having to explicitly hardcode all supported episodes into the control flow of the implementation. We generalized the activity of building a stager and generate stagers for a variety of unsolicited reporting, mixed-initiative dialogs. Three dialog models, namely transition networks, context-free grammars, and events, have been identified in [5]. We feel that we are at a vanguard of a fourth dialog model. We have extended [2, 10, 15] in multiple ways. We summarize our contributions as: we

- recognize the need to support multiple orders of responses independent of multiple responses per utterance and to bring more structure to the space of unsolicited reported, mixed-initiative dialogs. To do so we enriched and augmented a notation, based on concepts from programming languages, for specifying dialogs by adding and modifying concepts and their mnemonics;
- introduce a dialog mining component, including the layering essential to, and deemed critical in [15] for, implementing dialogs containing nested sub-dialogs. Ramakrishnan, Capra, and Pérez-Quinones note that developing an initial, optimal representation of a dialog is an open research issue in [15]:

An interesting research issue is: [g]iven (i) a set of interaction sequences [(referred to as episodes here)], and (ii) addressable information (such as arguments and slot variables), determine (iii) the smallest program so that every interaction sequence can be staged [T]his requires algorithms to automatically decompose and ‘layer’ interaction sequences into those that are best addressed [by an] interpreter and those that can benefit from representation and specialization by [a] partial evaluator [15].

Our dialog miner addresses this issue.

- automatically generate stagers for a variety of unsolicited reporting, mixed-initiative dialogs, including those involving sub-dialogs;
- encompassed all of above in a free, downloadable dialog modeling toolkit.

6.2 Future Work

We intend to widen the scope of the unsolicited reporting, mixed-initiative dialogs that can be accommodated (i.e., specified and staged) in this model. For instance, we intend to enhance our mining and layering algorithms so that we can recognize and stage dialogs, involving more than one sub-dialog, specified with an SPE' in the numerator such as dialog *d* in Table 6. Since Scheme supports first-class and higher-order functions, we intend to explore partially evaluating scripts that, unlike that shown in Listing 2, accept functions representing scripts for sub-dialogs as parameters rather than individual responses. Moreover, we are working on algorithms to deal with dialogs where the episodes therein cannot be represented by a single poset (e.g., example *c* in Fig. 1). We have identified specific examples where a dialog cannot be specified with less than y posets, yet can be staged using x scripts, where $x < y$. We intend to study such cases for insight into solving this problem in general.

Beyond these issues, we intend to lift additional restrictions on the space of unsolicited reporting, mixed-initiative dialogs to further expand the space of dialogs on which we work. For example, not all dialogs have a consistent number of questions across all episodes. More generally, some dialogs have dependencies between responses as identified in [12], in a slightly different context. In the dialogs we have presented in this article, due to domain semantics, the answers to the questions posed are completely independent of each other. In other words, any answer to any question does not disqualify any of the answers to any of the other questions. However, in other domains such complete independence may not exist. For example, the 2014 Honda Civic Hybrid is not available with a manual transmission and, therefore, there is no need to prompt for transmission type once Honda and Civic Hybrid are specified for make and model, respectively. Therefore, we must study how to programmatically represent dependencies between the responses in a dialog. We plan to explore a variety of options to deal with dependencies. In covering a richer assortment of unsolicited reporting, mixed-initiative dialogs, we intend to evolve the dialog notation into a domain-specific language, and the toolkit into a dialog prototyping tool, which dialog designers can use to explore and test a variety of unsolicited reporting, mixed-initiative dialogs.

Nonetheless, communicating independent responses in a variety of orders and combinations are practical aspects of common dialogs, as demonstrated in Table 1. Thus, we feel this approach and project is worthwhile and potentially applicable in the context of improving the implementation of dialogs within smart phone apps. Moreover, while the notation, based on concepts from programming languages, presented here is not as expressive as a context-free grammar, we feel that both the philosophical and conceptual connections between natural and programming languages [16]

suggest that additional concepts from programming languages, such as reflection and first-class continuations, may find a place in this model.

We envisage the long-term practical significance and broader impacts of this work involving the incorporation of stagers based on partial evaluation into ATM machines, airport or train kiosks, smart phones, and interactive voice responses systems, since the ubiquity of these systems in a variety of service-oriented domains, such as banking, travel, education, and health care, provide a landscape for the application of this model.

Acknowledgements

The research was supported in part by grants from the Ohio Board of Regents and support from the University of Dayton College of Arts and Sciences. We thank John Cresencia, Shuangyang Yang, and Brandon Williams at the University of Dayton for assisting in the implementation of the dialog modeling toolkit, and for helpful discussions and insight.

References

- [1] J.F. Allen. Mixed-Initiative Interaction. *IEEE Intelligent Systems*, 14(5):14–16, 1999.
- [2] R. Capra, M. Narayan, S. Perugini, N. Ramakrishnan, and M.A. Pérez-Quinones. The Staging Transformation Approach to Mixing Initiative. In *Working Notes of the IJCAI 2003 Workshop on Mixed-Initiative Intelligent Systems*, pages 23–29, 2003.
- [3] D.P. Friedman and M. Wand. *Essentials of Programming Languages*. MIT Press, Cambridge, MA, third edition, 2008.
- [4] P. Graunke, R. Findler, S. Krishnamurthi, and M. Felleisen. Automatically Restructuring Programs for the Web. In *Proceedings of the 16th IEEE Conference on Automated Software Engineering*, pages 211–222, 2001.
- [5] M. Green. A Survey of Three Dialogue Models. *ACM Transactions on Graphics*, 5(3):244–275, 1986.
- [6] G. Hutton. *Programming in Haskell*. Cambridge University Press, Cambridge, 2007.
- [7] N.D. Jones. An Introduction to Partial Evaluation. *ACM Computing Surveys*, 28(3):480–503, 1996.
- [8] Y.D. Liu, C. Skalka, and S.F. Smith. Type-specialized Staged Programming with Process Separation. *Higher-Order and Symbolic Computation*, pages 1–45, September 28, 2012. DOI: 10.1007/s10990-012-9089-0.
- [9] S.N. Malkov. Customizing a Functional Programming Language for Web Development. *Computer Languages, Systems and Structures*, 36(4):345–351, 2010.
- [10] M. Narayan, C. Williams, S. Perugini, and N. Ramakrishnan. Staging Transformations for Multimodal Web Interaction Management. In *Proceedings of the 13th ACM World Wide Web Conference*, pages 212–223, 2004.
- [11] M.A. Pérez-Quinones. *Conversational Collaboration in User-initiated Interruption and Cancellation Requests*. Ph.D. dissertation, The George Washington University, 1996.

- [12] S. Perugini and N. Ramakrishnan. Mining Web Functional Dependencies for Flexible Information Access. *Journal of the American Society for Information Science and Technology*, 58(12):1805–1819, 2007.
- [13] D. Quan, D. Huynh, D.R. Karger, and R. Miller. User Interface Continuations. In *Proceedings of the 16th ACM Symposium on User Interface Software and Technology*, pages 145–148, 2003.
- [14] C. Queinnec. The Influence of Browsers on Evaluators or, Continuations to Program Web Servers. In *Proceedings of the 5th ACM SIGPLAN Conference on Functional Programming*, pages 23–33, 2000.
- [15] N. Ramakrishnan, R. Capra, and M.A. Pérez-Quñones. Mixed-Initiative Interaction = Mixed Computation. In *Proceedings of the ACM SIGPLAN Workshop on Partial Evaluation and Semantics-Based Program Manipulation*, pages 119–130, 2002.
- [16] C-C. Shan. Linguistic Side Effects. In C. Barker and P. Jacobson, editors, *Direct Compositionality*, pages 132–163. Oxford University Press, 2007.