

# Dressed test particles, oscillation centres and pseudo-orbits

**R L Dewar and D Leykam**

Research School of Physics and Engineering, The Australian University, Canberra  
0200, Australia

E-mail: robert.dewar@anu.edu.au

**Abstract.** An efficient method for numerical calculation of the dielectrically screened (“dressed”) potential around a moving test particle is presented, and illustrated using results calculated for two cases taken from the MSc thesis of the first author; an ion moving above and below the ion sound speed in a plasma with Maxwellian ions and hot electrons. It is argued that the idea that the fluctuation spectrum of a plasma can be described as a superposition of the fields around *non-interacting* dressed test particles is an expression of a key meme that has also been expressed in a number of seemingly disparate topics during the career of the first author.

PACS numbers: 02.60.-x, 94.05.Pt, 52.27.Lw, 52.25.Dg

Submitted to: *Plasma Phys. Control. Fusion*

## 1. Introduction

The Fokker–Planck–Landau equation incorporating dielectric screening now known as the Balescu–Lenard equation was also derived by Thompson and Hubbard [1, 2, 3] from simpler statistical physics arguments. In the Thompson–Hubbard approach the diffusion coefficient was calculated from a fluctuation spectrum obtained by superimposing the dielectrically screened fields of independently moving particles, an approach called the *dressed test particle picture* by Rostoker [4].

In this approach the unperturbed “test particles” replace the actual particles in the plasma. (In reality the trajectories are perturbed slightly by the fluctuations, giving rise to the linear dielectric response and velocity-space diffusion.) The dressed test particle picture was developed in Fourier,  $(\omega, \mathbf{k})$ , representation rather than in real space-time,  $(\mathbf{x}, t)$ , and thus it was difficult to visualize the actual nature of the screened potential surrounding each particle. In Chapters 2 and 3 of the MSc thesis [5] of the first author the screened potential for a nonrelativistic plasma was calculated in real space using both asymptotic approximation methods and “exact” calculations in which the triple Fourier integral was evaluated in a way that exploited a highly efficient numerical algorithm for calculating a special function  $\eta(z)$  defined for the purpose.

Much of the two relevant chapters of reference [5] has recently been published more-or-less verbatim [6], but details of the numerical approach were omitted. Our main purpose in this paper is to present the numerical method used in reference [5] in the hope that it may prove useful in teaching and further research.

A survey [5] of the ’60s literature on test-particle screening is reprinted in reference [6]. The problem was revisited occasionally in the ’70s, e.g. [7], and ’80s, but in the last decade and a half there has been a considerable revival of interest in this topic in the context of dusty plasmas. Some of these more recent papers are mentioned briefly below.

Ishihara and Vladimirov [8] applied screened potentials to charged dust particles in a plasma. They calculated the potential in the wake of a moving test particle and showed it contained periodic minima. This can result in an attractive force between dust particles, providing a mechanism for the formation of Coulomb crystals. Other analytical studies have considered the effect of magnetic fields [9] and the wake of a dipole [10]. Lapenta [11] considered a derivation of the screened potential in real space, rather than Fourier space, with the aim of including nonlinear effects in the wake. Numerical simulations have played an important role in validating analytic results and finding potentials beyond the point particle approximation for objects such as rods [12] and multiple particles [13].

While particle-in-cell simulations [14, 12] allow more physics to be included, including nonlinearity [15, 16], approaches based on linear dielectric response in principle allow more resolution and accuracy (within the linear régime) and should be numerically less intensive. However, to simplify the problem either the dielectric response function is approximated or integration limits are truncated to avoid singularities [17].

In this paper we present the efficient numerical approach [5] that allowed an extensive numerical study even using the limited computer power available in the mid-'60s. The method does not require the dielectric response function to be approximated, so it includes Landau damping accurately, and was applied to dielectric constants corresponding to both Lorentzian and Maxwellian plasma distribution functions. We have found that the method allows a full, accurate calculation of the wake structure to be computed in a few minutes on a modern laptop.

Details of the numerical techniques used and the special function  $\eta$  were omitted from reference [6] so they are, until now, unpublished. In section 2 we review the Fourier representation of dielectric screening and present the strategy introduced in reference [5] for performing the 3-dimensional integral over  $\mathbf{k}$  in spherical polars, by first evaluating the infinite integral over  $k$  analytically in terms of the special function  $\eta(z)$ .

In section 3 we introduce the coordinate system used to perform the remaining 2-dimensional integral over solid angle numerically, and in section 4 we indicate how this is implemented in a reconstruction of the code, using `gfortran` [18]. Some of the previous cases studied [5, 6] are recalculated and replotted as validation of the reconstructed code and a few new, but related plots are presented as well. Appendix A gives details of the special function  $\eta(z)$  and its relation to the exponential integral  $E_1(z)$  and the auxiliary function for sine and cosine integrals,  $f(z)$ . A subroutine for calculating  $\eta(z)$  is provided for publication online with the paper as supplementary material.

In section 5 we attempt to trace how the patterns of thought developed from the MSc studies of the first author have influenced the course of his career, using the concept of memes [19, 20, 21].

## 2. Dressed test particles

A test particle with charge  $q$  moving through a plasma at constant, non-relativistic velocity  $\mathbf{v}_0$  produces the following dielectrically screened potential [6] (in SI units)

$$\varphi = \frac{q}{\varepsilon_0} \lim_{\lambda \rightarrow +0} \int \frac{d^3k}{(2\pi)^3} \frac{\exp[i\mathbf{k} \cdot (\mathbf{x} - \mathbf{v}_0 t) - \lambda|\mathbf{k}|]}{k^2 \epsilon(\mathbf{k} \cdot \mathbf{v}_0, \mathbf{k})}, \quad (1)$$

where  $\varepsilon_0$  is the permittivity of free space and  $\epsilon(\omega, \mathbf{k})$  is the frequency,  $\omega$ , and wavevector,  $\mathbf{k}$ , -dependent plasma dielectric constant. In an isotropic, collisionless, unmagnetised plasma the dielectric constant is of the form

$$\epsilon(\omega, \mathbf{k}) = \epsilon(\omega, |\mathbf{k}|) = 1 + \frac{\Phi(\omega/k)}{k^2}, \quad (2)$$

where  $\Phi(\omega/k)$  (called the *polarisation function* in references [5, 6]) will be discussed more explicitly below. For now all we need to assume is that it obey the reality condition,  $\Phi(-\nu) = \Phi^*(\nu)$ , and the stability condition [5, 6],  $\text{Re} \sqrt{\Phi(\nu)} > 0$ , for all real finite  $\nu$ , where  $\sqrt{\Phi(\nu)} \equiv |\Phi(\nu)|^{1/2} + \frac{1}{2}i \arg \Phi(\nu)$ . In (1),  $\lambda$  is a regularisation parameter required to interpret the integral as  $k \equiv |\mathbf{k}| \rightarrow \infty$ .

Writing  $\mathbf{r} = \mathbf{x} - \mathbf{v}_0 t$ , we have the potential in the rest frame of the test particle

$$\varphi(\mathbf{r}) = \frac{q}{\varepsilon_0} \lim_{\lambda \rightarrow +0} \int \frac{d^3 k}{(2\pi)^3} \frac{\exp(i\mathbf{k} \cdot \mathbf{r} - \lambda|\mathbf{k}|)}{k^2 + \Phi(\hat{\mathbf{k}} \cdot \mathbf{v}_0)}, \quad (3)$$

where  $\hat{\mathbf{k}}$  is the unit vector in the direction of  $\mathbf{k}$ . A key insight in reference [5] was that the 3-dimensional integral in (3) could be reduced to the 2-dimensional integral below by transforming to spherical polars and integrating over  $k$  using the special function  $\eta(\cdot)$  defined in (A.1). Making use of the identity (A.3) differentiated twice with respect to  $\alpha = \hat{\mathbf{k}} \cdot \mathbf{r} + i\lambda$ , with  $\beta = \sqrt{\Phi}(\hat{\mathbf{k}} \cdot \mathbf{v}_0)$ , we find

$$\varphi(\mathbf{r}) = -i \frac{q}{\varepsilon_0} \lim_{\lambda \rightarrow +0} \int_{\hat{\mathbf{k}} \in S^2} \frac{d\Omega(\hat{\mathbf{k}})}{(2\pi)^3} \sqrt{\Phi} \eta''\left(\left(\hat{\mathbf{k}} \cdot \mathbf{r} + i\lambda\right)\sqrt{\Phi}\right), \quad (4)$$

where  $d\Omega(\hat{\mathbf{k}})$  is an element of solid angle such that  $d^3 k = k^2 d\Omega(\hat{\mathbf{k}})$  and  $S^2$  is the unit sphere. Using the identity (A.13), which gives  $\eta''(z) \equiv \eta(z) - 1/z$ , we can also write  $\varphi$  in the form of the “bare” Coulomb potential  $\varphi_0(r)$ ,

$$\varphi_0(r) \equiv \frac{q}{4\pi\varepsilon_0 r}, \quad (5)$$

plus a correction term, which may be interpreted as the potential of the screening charge “dressing” the particle,

$$\varphi(\mathbf{r}) = \varphi_0(r) - i \frac{q}{\varepsilon_0} \int_{\hat{\mathbf{k}} \in S^2} \frac{d\Omega(\hat{\mathbf{k}})}{(2\pi)^3} \sqrt{\Phi} \eta\left(\hat{\mathbf{k}} \cdot \mathbf{r} \sqrt{\Phi}\right). \quad (6)$$

The first term on the RHS of (6), the bare potential  $\varphi_0(r)$ , comes from the  $1/z$  term in  $\eta''(z)$ , which is divergent as  $z \rightarrow 0$ . We used the Plemelj formula to interpret  $\lim_{\lambda \rightarrow +0} 1/(\hat{\mathbf{k}} \cdot \mathbf{r} + i\lambda)$  as  $\mathcal{P}/\hat{\mathbf{k}} \cdot \mathbf{r} - i\pi\delta(\hat{\mathbf{k}} \cdot \mathbf{r})$ , where  $\mathcal{P}$  denotes the principal part operator and  $\delta(\cdot)$  is the Dirac delta function. (The integral over the principal part term vanishes, so only the delta-function term contributes to the potential.) We have set  $\lambda = 0$  in the second term, the dressing potential, as, from (A.8), the singularity in  $\eta(\hat{\mathbf{k}} \cdot \mathbf{r} \sqrt{\Phi})$  at  $\hat{\mathbf{k}} \cdot \mathbf{r} = 0$  is sufficiently weak that regularisation is not required.

The function  $\Phi(\cdot)$ , as derived in the standard way from the linearised Vlasov equation, is given by

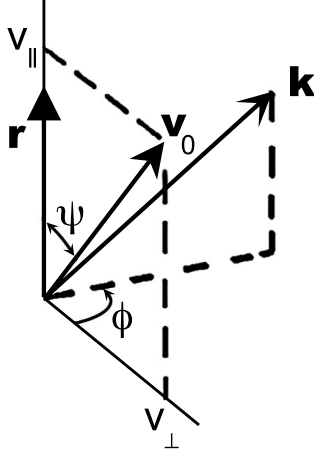
$$\Phi\left(\frac{\omega}{k}\right) = \sum_s \omega_{ps}^2 \int_{-\infty}^{\infty} dv \frac{g'_s(v)}{\omega/k - v}. \quad (7)$$

Here  $\omega_{ps}$  denotes the plasma frequency,  $(e_s^2 n_s / \varepsilon_0 m_s)^{1/2}$ , for species  $s$ , with  $n_s$  the unperturbed number density,  $m_s$  the mass,  $e_s$  the charge, and  $g_s(v)$  the one-dimensional projection of the velocity distribution function  $f_s(\mathbf{v})$ . For a non-relativistic Maxwellian plasma,

$$\Phi_s\left(\frac{\omega_{ps}}{k_{Ds}} x\right) = k_{Ds}^2 \left[ 1 - \sqrt{2} x F\left(\frac{x}{\sqrt{2}}\right) + i \sqrt{\frac{\pi}{2}} x \exp\left(-\frac{x^2}{2}\right) \right] \quad (8)$$

where  $k_{Ds} \equiv (e_s^2 n_s / \varepsilon_0 T_s)^{1/2}$  is the inverse Debye length for species  $s$ ,  $T_s$  being the temperature in energy units, and  $F(x)$  the Dawson function, defined by [22]

$$F(\zeta) \equiv e^{-\zeta^2} \int_0^\zeta e^{t^2} dt. \quad (9)$$



**Figure 1.** Coordinate system used for numerical evaluation of the solid-angle integral in (6).

The RHS of (8) can also be written as  $-(k_{Ds}^2/2)Z'(x/\sqrt{2})$  where  $Z(\zeta)$  is the Plasma Dispersion Function [23].

### 3. Numerical formulation

Two systems of coordinates for evaluating the solid-angle integral in (4) numerically suggest themselves: spherical polars with axis along  $\mathbf{v}_0$ , and spherical polars with axis along  $\mathbf{r}$  as shown in figure 1. We adopt the second choice because it appears to have the advantage that it is the natural choice when deriving the bare potential term in (6), where the singularity at  $\hat{\mathbf{k}} \cdot \mathbf{r} = 0$  is of particular concern and  $\mathbf{v}_0$  does not appear. In this coordinate system we have

$$\hat{\mathbf{k}} \cdot \mathbf{v}_0 = \mu v_{\parallel} + \sqrt{1 - \mu^2} \cos \phi v_{\perp}, \quad (10)$$

where  $v_{\parallel} \equiv \mathbf{v}_0 \cdot \hat{\mathbf{r}} = v_0 \cos \psi$ ,  $v_{\perp} \equiv |\mathbf{v}_0 \times \hat{\mathbf{r}}| = v_0 \sin \psi$ , and  $\mu \equiv \hat{\mathbf{k}} \cdot \hat{\mathbf{r}}$ .

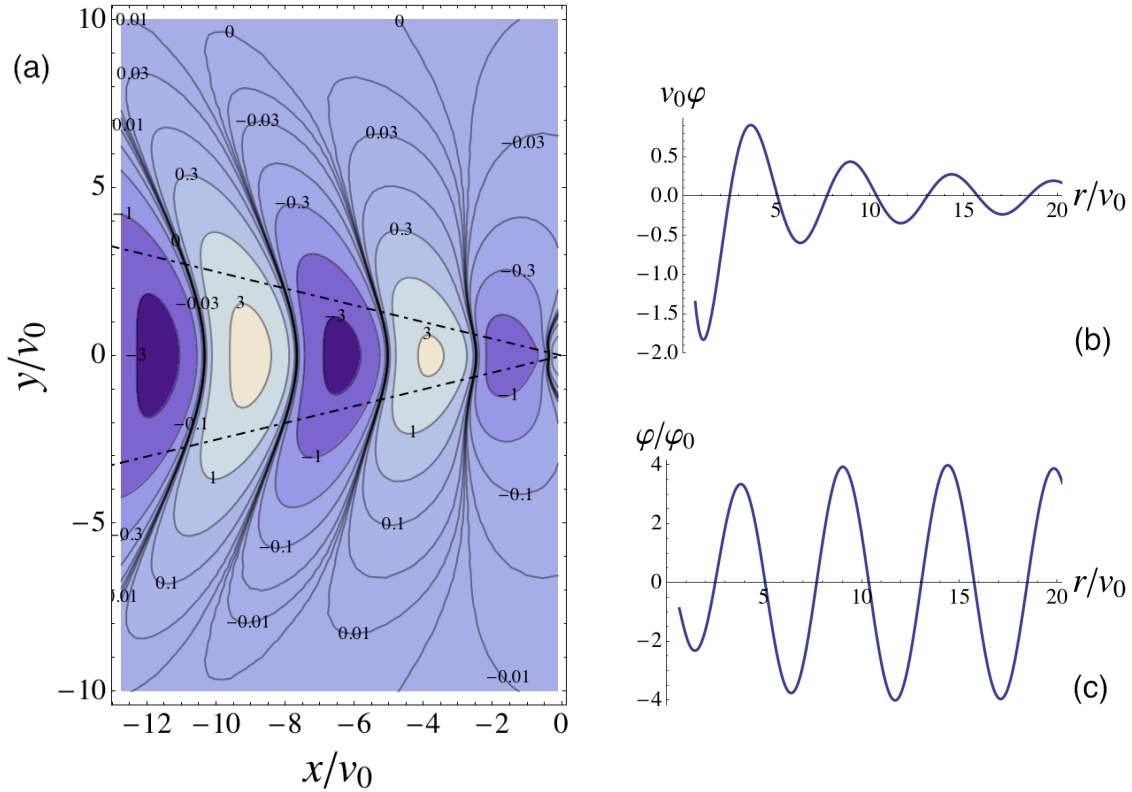
In these coordinates the element of solid angle in (4) is given by  $d\Omega = d\mu d\phi$ , with the ranges of integration being  $\mu \in [-1, 1]$ ,  $\phi \in [0, 2\pi]$ . By using the reality condition, the ranges of the  $\mu$  and  $\phi$  integrations can be reduced by half, so (6) becomes

$$\varphi(r, \psi) = \frac{2\varphi_0(r)}{\pi^2} \int_0^{\pi} d\phi \left\{ \frac{\pi}{2} + \int_0^r dx \operatorname{Im} [\sqrt{\Phi} \eta(x\sqrt{\Phi})] \right\} \quad (11)$$

with

$$\sqrt{\Phi} \equiv \left\{ \Phi \left( v_0 \cos \psi \frac{x}{r} + v_0 \sin \psi \cos \phi \left[ 1 - \left( \frac{x}{r} \right)^2 \right]^{1/2} \right) \right\}^{1/2}. \quad (12)$$

The first term in the integrand of the  $\phi$ -integral (which arises from the delta-function in the Plemelj formula) gives the bare Coulomb potential  $\varphi_0$ . The second term, the integral over  $x \equiv r\mu$ , gives the dressing potential from the screening cloud. As will be



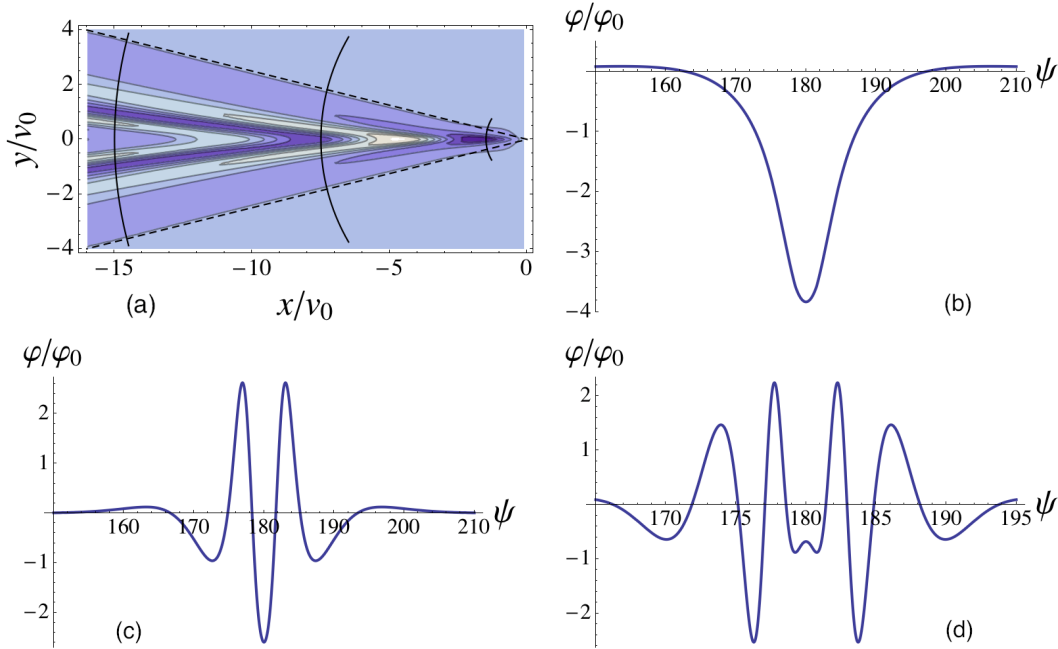
**Figure 2.** Visualisations of the wake of a superthermal but subsonic test particle moving at  $v_0 = 4\omega_{\text{pi}}/k_{\text{Di}} = 4C_s$  in a Maxwellian-ion plasma with  $k_{\text{De}} = 0$  (colour online). (a) Contour plot of  $\varphi(\mathbf{r})/\varphi_0(r)$ . This figure agrees with figure 13 of [6], the dot-dashed lines delineating the “thermal Mach cone.” (b)  $v_0\varphi(r, \pi)$  vs.  $r/v_0$  behind the particle. This figure agrees with figure 12 of [6]. (c)  $\varphi(r, \pi)/\varphi_0(r)$  vs.  $r/v_0$  behind the particle. This is a transect of (a) along the negative  $y = 0$  axis, extended to  $x/v_0 = -20$ .

commented on further below, these two terms almost cancel in the far-field of Debye-screened regions.

#### 4. Numerical results: validation against MSc plots

We have reused the subroutine listed in reference [5] (provided online as supplementary material for this paper) with minimal changes for calculating the special function  $\eta(z)$ , (A.1), in a FORTRAN 77 reconstruction of the original FORTRAN program for computing  $\varphi(r, \psi)$  from (11). This code computes the double integral over  $\phi$  and  $x$  using Romberg integration [24] in both integrations. The Free Software Foundation’s gcc-based `gfortran` [18] was used to compile and link the program.

In the calculations we used units used such that  $k_{\text{Di}} = \omega_{\text{pi}} = 1$  and  $q = 4\pi\epsilon_0$  so that  $\varphi_0(r) = 1/r$ . Assuming the particle velocity to be much less than the mean electron velocity, we approximated the electron polarisation function  $\Phi_e$  with its static value,  $\Phi_e(0) = k_{\text{De}}^2$  and used the `dawson` routine [24] to calculate the ion polarisation function



**Figure 3.** Visualisations of the wake of a supersonic test particle moving at  $v_0 = 32\omega_{\text{pi}}/k_{\text{Di}} = 4C_s$  in a Maxwellian-ion plasma with  $k_{\text{De}} = k_{\text{Di}}/8$ . (a) Contour plot of  $\varphi(\mathbf{r})/\varphi_0(r)$ . (b)  $\varphi(r, \psi)/\varphi_0(r)$  vs.  $\psi$  (in degrees) on the small arc  $r = 1.5v_0/k_{\text{Di}}$  on the right of (a). This figure agrees with figure 14 of [6]. (c)  $\varphi/\varphi_0$  on the middle arc,  $r = 7.5v_0/k_{\text{Di}}$ . (d)  $\varphi/\varphi_0$  on the left-most arc,  $r = 15v_0/k_{\text{Di}}$ .

from (8).

Figures 2(a) and 3(a) show contour plots of  $\varphi(\mathbf{r})/\varphi_0(r)$  in the  $x/v_0, y/v_0$  plane, where  $x$  and  $y$  are such that  $\mathbf{r} = x\hat{\mathbf{x}} + y\hat{\mathbf{y}} + z\hat{\mathbf{z}}$ , with the unit vector  $\hat{\mathbf{x}}$  in the direction of  $\mathbf{v}_0$ . The other panels show the behaviour of  $\varphi$  along transects as described in the captions. The figures are both for test particles moving faster than the ion thermal speed, figure 2 showing a subsonic case and figure 3 showing a supersonic case (see captions).

Using `gfortran` on a MacBook Pro, the scan producing the table on which figure 2 is based took 311 seconds, while that for figure 3 took 942 seconds. The interpolations and plots were done with *Mathematica* [25].

In figure 3(a) the disturbance behind the particle is limited to a Mach cone (dashed lines) of half width about 15 degrees. Note that the Mach cone does not contain a shock wave. The smooth Coulomb potential due to the test particle excites a smooth screening charge distribution. The screening charge cannot keep up with the test particle and produces a region of negative potential immediately behind it, as shown in figure 3(b). This initial disturbance travels away from the  $x$  axis and is responsible for the potential minimum that occurs just inside the Mach cone in figure 3(b,c), while damped oscillations occur in the interior of the cone.

Asymptotic analyses performed in reference [5] were published in [6]. Further analyses will be published elsewhere.

In Debye-screened regions there is strong cancellation between the bare potential and screening cloud terms in (11). Thus, when  $\varphi$  is very small the relative error can become significant, leading to some numerical “noise” causing spurious zero contours in the upper and lower right-hand corners of figure 3. This was filtered out by setting  $\varphi/\varphi_0$  to 0.01 when it fell below 0.01 in absolute value outside the Mach cone.

## 5. Quasiparticle Memes

As indicated in the Introduction, the original motivation of this work [5, chapters 2 and 3] was to achieve a better understanding of plasma kinetic theory via a visualisation of dressed test particles. The first chapter of the thesis [5] was on relativistic plasma response functions, and was incorporated into a paper on energy-momentum tensors for media, such as plasmas, supporting dispersive electromagnetic waves [26].

Chapter 4 of [5] was on a quantum field theory treatment of electron-photon scattering in a plasma, including a test particle calculation. While this chapter has never been published, and the first author has not used quantum mechanics *per se* since, his experience with the quantum approach for calculating nonlinear wave-particle and wave-wave interactions led to the thought that perhaps the relative ease with which this is done in quantum field theory [27, 28, e.g.] is due to the power of the Lagrangian and Hamiltonian *formalisms* developed in the field, rather than being due to anything intrinsic to quantum *physics*. Perhaps, if similar effort were applied to applying Lagrangian and Hamiltonian methods to classical plasmas, similarly powerful results would follow. This meme, combined with the one related to the dressed test particle picture described below, has been expressed in much of his later work.

In quantum field theory, especially as applied in condensed matter physics, dressed test particles are regarded as “quasiparticles”, related to bare particles but with properties altered by the interactions between the bare particles. In quantum theory the first step is often to write down a Hamiltonian operator consisting of an unperturbed (bare) part and an interaction term, and then to diagonalise the Hamiltonian using a Bogolyubov transformation. The analogue of this in classical Hamiltonian theory would be to find a canonical transformation to a normal form in which explicit many-body interactions were reduced to an irreducible residual part, with the collective interactions being incorporated in a renormalized “unperturbed” Hamiltonian.

These memes were first expressed not in a many-body Hamiltonian formalism, but in a Lagrangian approach to wave-background interaction in an ideal magnetohydrodynamic (MHD) fluid [29], which showed that the conservation of wave action arises as naturally in classical mechanics as in quantum mechanics. Another expression of the quasiparticle memes was in developing an oscillation-centre theory of turbulent phase-space diffusion [30, 31, 32, 33].

As it became apparent that the separation of the transformed Hamiltonian into a renormalized, non-interacting part and a residual interaction part was highly non-trivial and intimately related to developments in Kolmogorov-Arnold-Moser (KAM) theory,



the latter-day expressions of these memes have been in papers aimed at developing a canonical theory of almost-invariant tori in  $1\frac{1}{2}$  Hamiltonian systems via a pseudo-orbit approach [33, 34, 35, 36], with physical application to the description of magnetic fields in non-axisymmetric toroidal plasma confinement systems [37, 38, 39, 40, 41]. Whether this approach will ever succeed in finding a classical Hamiltonian derivation of the Thompson–Hubbard dressed test particle picture is yet to be seen, but the development of modern Poisson-bracket perturbation formalisms [42] may point the way.

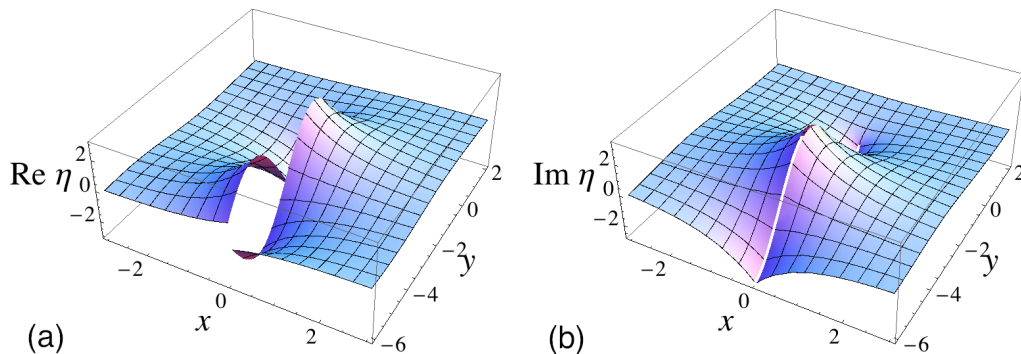
Other memes picked up during the first author’s MSc research, such as the use of special functions, asymptotic expansions and numerical analysis also of course have found expression in various ways in his subsequent publications but we do not attempt to analyse these here.

## 6. Conclusion

We have presented details of a novel approach to inverting the Fourier transform of the screened field of a test particle introduced in reference [5] and have sketched how this work is related to the concepts of quasiparticles, oscillation centres and pseudo-orbits.

## Acknowledgments

The first author acknowledges the inspiration and encouragement of his thesis supervisors, K. C. Hines and R. M. Kulsrud, and from his fellow researchers and research students over the years.



**Figure 4.** (a) Real and (b) imaginary parts of  $\eta(x + iy)$  showing their respective antisymmetry/symmetry (A.9) under reflection in the imaginary axis of the  $(x + iy)$ -plane, cut along the negative imaginary axis.

## Appendix A. The function $\eta$

The function  $\eta(z)$ , first introduced in reference [5], was used in both the analytical and numerical work in the unpublished thesis. Much of reference [5] was published in reference [6], but Appendix I, giving details of the mathematical properties and

numerical calculation of  $\eta(z)$ , was omitted. Thus we reproduce the contents of Appendix I below, including a small amount of additional material for clarity.

The function is closely related to the exponential integral [43, §5.1.1], and may be computed from tables of this function. As shown below it is even more closely related to the auxiliary function for sine and cosine integrals,  $f(z)$  [43, §5.2.6] and [44], but does not appear to have been defined before so the notation is our own.

Define  $\eta(z)$  by

$$\eta(z) = \frac{z}{i} \int_0^\infty dx \frac{e^{ix}}{x^2 + z^2} \quad \text{for } |\arg z| < \frac{\pi}{2}, \quad (\text{A.1})$$

and analytically continue the function into the left half plane, cutting the complex plane along the negative imaginary axis (see figure 4).

It may be shown that  $\eta(z)$  has the alternative integral representation

$$\eta(z) = z \int_0^\infty dt \frac{e^{-t}}{z^2 - t^2} \quad \text{for } 0 < \arg z < \pi. \quad (\text{A.2})$$

The form most useful for our purposes is the identity

$$\frac{\beta}{i} \int_0^\infty \frac{\exp i\alpha x}{x^2 + \beta^2} dx \equiv \eta(\alpha\beta) \quad \text{for } \text{Im } \alpha \geq 0, \quad \text{Re } \beta > 0. \quad (\text{A.3})$$

For instance, we can relate  $\eta(\cdot)$  to the auxiliary function  $f(z)$  [43, §5.2.12] by putting  $\beta = 1$ ,  $\alpha = iz$  to give  $f(z) = i\eta(iz)$  for  $\text{Re } z > 0$ . Then, as  $f(z)$  is defined on the complex  $z$ -plane cut along the negative *real* axis [43, §§5.2.2, 5.2.6], replacing  $z$  with  $-iz$  we have, by analytic continuation, an alternative definition for  $\eta(z)$ ,

$$\eta(z) = -if(-iz) \quad \text{for } -\frac{\pi}{2} < \text{Arg } z < \frac{3\pi}{2}, \quad (\text{A.4})$$

the cut now being along the negative *imaginary* axis as stated after (A.1).

As will be found useful in the subroutine to be described below, we may also show from (A.2) that

$$\eta(z) = \frac{1}{2} [e^z E_1^{(+)}(z) - e^{-z} E_1^{(-)}(-z)], \quad (\text{A.5})$$

where  $E_1^{(\pm)}(z)$  are analytic continuations of the exponential integral  $E_1(z)$  [43, §5.1.1] and [45] to the  $z$ -planes cut along the negative/positive imaginary axis (analytic in the upper/lower half planes), respectively [see below (A.6)].

These functions can be represented as,

$$\begin{aligned} E_1^{(\pm)}(z) &= -\gamma - \ln^{(\pm)}(z) - \sum_{n=1}^{\infty} \frac{(-z)^n}{nn!} \\ &\equiv -\gamma - \ln^{(\pm)}(z) + \text{Ein}(z) \end{aligned} \quad (\text{A.6})$$

where  $\gamma$  is Euler's constant,  $\text{Ein}(z)$  [45] is an entire function, and  $\ln^{(\pm)}(z) \equiv \ln|z| + i[\arg(\mp iz) \pm \pi/2] = \ln z + i[\arg(\mp iz) - \arg z \pm \pi/2]$ . Thus, comparing (A.6) with reference [43, §5.1.1],

$$E_1^{(\pm)}(z) = E_1(z) - i[\arg(\mp iz) - \arg(z) \pm \pi/2]. \quad (\text{A.7})$$

As  $\ln^{(+)}(z)$  and  $\ln^{(-)}(-z)$  are both defined on the complex plane cut along the negative imaginary axis they can differ only by a constant:  $\ln^{(-)}(-z) = \ln^{(+)}(z) - i\pi$ . In (A.5) this gives

$$\begin{aligned}\eta(z) &= -[\gamma + \ln^{(+)}(z)] \sinh z - \frac{i\pi}{2} e^{-z} + \frac{1}{2}[e^z \text{Ein}(z) - e^{-z} \text{Ein}(-z)] \quad (\text{A.8}) \\ &= -[\gamma + \ln^{(+)}(z)] \sinh z - \frac{i\pi}{2} e^{-z} + z + \frac{11z^3}{36} + \frac{137z^5}{7200} + O(z^7),\end{aligned}$$

from which can be seen that  $\eta(z)$  still has a branch point at the origin, but, unlike  $E_1(z)$ , it remains finite there.

The following symmetry properties, reflection about the imaginary axis and reflection about the real axis (with exponential correction), can be proved from (A.8) and may be used to continue  $\eta(z)$  out of any quadrant into the other three quadrants,

$$\eta(z) = -\eta(-z^*)^* , \quad (\text{A.9})$$

$$\eta(z) = \eta(z^*)^* - i\pi e^{-z \text{sre} z} , \quad (\text{A.10})$$

where

$$\text{sre } z \equiv \text{sgn}(\text{Re } z) \quad (\text{A.11})$$

and \* denotes complex conjugation. These symmetries are apparent in the plots in figure 4.

The asymptotic expansion for large  $|z|$  may be obtained from that for  $f(z)$  [43, §5.2.34]

$$\eta(z) \sim \frac{1}{z} \left( 1 + \frac{2!}{z^2} + \frac{4!}{z^4} + \dots \right) \quad \text{as } |z| \rightarrow \infty, \quad -\frac{\pi}{2} < \text{Arg } z < \frac{3\pi}{2}. \quad (\text{A.12})$$

However, the successive terms in this expansion do not decrease sufficiently rapidly for it to be very useful for computational purposes over the range of  $|z|$  in which we are interested.

All the derivatives  $\eta^{(n)}(z)$  of  $\eta(z)$  may be expressed in terms of  $\eta(z)$  and  $\eta'(z)$ ,

$$\eta^{(n)}(z) = \eta(z) - \frac{(n-2)!}{z^{n-1}} - \frac{(n-4)!}{z^{n-3}} - \dots - \frac{0!}{z}; \quad n \text{ even}, \quad (\text{A.13})$$

$$\eta^{(n)}(z) = \eta'(z) + \frac{(n-2)!}{z^{n-1}} + \frac{(n-4)!}{z^{n-3}} + \dots + \frac{1!}{z^2}; \quad n \text{ odd}. \quad (\text{A.14})$$

The two relations above are used to calculate  $\eta(z)$  for intermediate  $|z|$  by extrapolating from known values of  $\eta(z)$  and  $\eta'(z)$  using Simpson's rule. The known values are calculated from table 5.6 of reference [43] using (A.5) and (A.10) and the relations:

$$\eta'(z) = \frac{1}{2}[e^z E_1^{(+)}(z) + e^{-z} E_1^{(-)}(z)] \quad (\text{A.15})$$

$$\eta'(z) = \eta'(z^*)^* + \text{sre}(z) i\pi e^{-z \text{sre} z}, \quad (\text{A.16})$$

where  $\text{sre}(\cdot)$  is defined in (A.11) and

$$E_1^{(\pm)}(\pm z) = E_1(\pm z) \quad \text{for } \text{Im } z > 0, \quad (\text{A.17})$$

$$E_1(z)^* = E_1(z^*). \quad (\text{A.18})$$

For large  $|z|$ , Laguerre integration [43, §25.4.45] of (A.2) is used,

$$\eta(z) = z \sum_{i=1}^n \frac{w_i}{z^2 - x_i^2} + R_n; \quad \text{Im } z > 0, \quad (\text{A.19})$$

$$|R_n| < \frac{(n!)^2}{(\text{Im } z)^{2n+1}}, \quad (\text{A.20})$$

with the abscissas  $x_i$  and weight factors  $w_i$  obtained from [43, table 25.9]. The error bound is pessimistic at large  $|\text{Re } z|$ , as this equation provides accuracy of six significant figures, even for  $z$  real, if  $|\text{Re } z| \geq 16$ .

The FORTRAN IV subroutine developed for efficient calculation of  $\eta(z)$  using the methods described in this appendix was listed in reference [5]. It is accurate to around 2 parts in  $10^4$  and evaluates  $\eta(z)$  in about  $0.5\mu\text{s}$ , so this innermost integral over  $0 \leq k < \infty$  in the Fourier inversion may be regarded as performed analytically, leaving only the 2-dimensional integral over solid angle to be done numerically.

To produce the numerical results presented above we used this core subroutine in our reconstruction of the original screened field program (a testament to the backwards compatibility of FORTRAN). For the historical record we provide the FORTRAN source code, and a README file describing its use, as supplementary data in the online version of this paper. However, for accurate calculations it would probably be preferable to use the professionally written FORTRAN code for  $E_1(z)$  developed by Amos [46].

## References

- [1] Thompson W B and Hubbard J 1960 *Rev. Mod. Phys.* **32** 714
- [2] Hubbard J 1961 *Proc. Roy. Soc. (London)* **A260** 114 URL <http://www.jstor.org/stable/2413844>
- [3] Hubbard J 1961 *Proc. Roy. Soc. (Lond.)* **A261** 371 URL <http://www.jstor.org/stable/2414287>
- [4] Rostoker N 1964 *Phys. Fluids* **7** 479 URL <http://dx.doi.org/10.1063/1.1711227>
- [5] Dewar R L 1967 *Particle-Field Interactions in a Plasma* Master's thesis University of Melbourne
- [6] Dewar R L 2010 The screened field of a test particle *IN CELEBRATION OF K C HINES* ed McKellar B H J and Amos K (Singapore: World Scientific) pp 47–73 URL <http://arxiv.org/abs/0912.4148>
- [7] Chen L, Langdon A B and Lieberman A B 1973 *J. Plasma Phys.* **9** 311 URL <http://dx.doi.org/10.1017/S0022377800007522>
- [8] Ishihara O and Vladimirov S V 1997 *Phys. Plasmas* **4** 69 URL <http://dx.doi.org/10.1063/1.872112>
- [9] Nambu M, Salimullah M and Bingham R 2001 *Phys. Rev. E* **63** URL <http://dx.doi.org/10.1103/PhysRevE.63.056403>
- [10] Ishihara O, Vladimirov S V and Cramer N F 2000 *Phys. Rev. E* **61** 7246 URL <http://dx.doi.org/10.1103/PhysRevE.61.7246>
- [11] Lapenta G 2000 *Phys. Rev. E* **62** 1175 URL <http://dx.doi.org/10.1103/PhysRevE.62.1175>
- [12] Miloch W J, Vladimirov S V, Pecseli H L and Trulsen J 2008 *Phys. Rev. E* **78** 036411 URL <http://dx.doi.org/10.1103/PhysRevE.78.036411>
- [13] Miloch W J, Vladimirov S V, Pecseli H L and Trulsen J 2009 *Phys. Plasmas* **16** 023703 URL <http://dx.doi.org/10.1063/1.3077667>

- [14] Winske D, Daughton W, Lemons D S and Murillo M S 2000 *Physics of Plasmas* **7** 2320 URL <http://dx.doi.org/10.1063/1.874067>
- [15] Guio P, Miloch W J, Pécseli H L and Trulsen J 2008 *Phys. Rev. E* **78** 016401 URL <http://dx.doi.org/10.1103/PhysRevE.78.016401>
- [16] Hutchinson I H 2011 *Phys. Plasmas* **18** 032111 URL <http://dx.doi.org/10.1063/1.3562885>
- [17] Bose A and Janaki M S 2005 *Phys. Plasmas* **12** 102111 URL <http://dx.doi.org/10.1063/1.2121307>
- [18] The gfortran team 2011 *Using GNU Fortran: For gcc version 4.6.0* Free Software Foundation, Inc. Boston, USA URL <http://gcc.gnu.org/onlinedocs/gfortran.pdf>
- [19] Dawkins R 1976 *The Selfish Gene* (Oxford, UK: Oxford University Press) URL [http://en.wikipedia.org/wiki/The\\_Selfish\\_Gene](http://en.wikipedia.org/wiki/The_Selfish_Gene)
- [20] Dawkins R 1986 *The Blind Watchmaker* (Harlow, UK: Longman Scientific and Technical)
- [21] Dewar R L, Mills R and Hole M J 2009 *J. Phys.: Conf. Series* **169** 012004 URL <http://dx.doi.org/10.1088/1742-6596/169/1/012004>
- [22] Temme N M 2011 Dawson's integral in *Digital Library of Mathematical Functions* Update 1.0.2 ed F W J Olver, Editor-in-Chief (Gaithersburg, MD, USA: National Institute of Standards and Technology) URL <http://dlmf.nist.gov/7.2.E5>
- [23] Fried B D and Conte S D 1961 *The Plasma Dispersion Function: The Hilbert Transform of the Gaussian*. (London-New York: Academic Press) erratum: *Math. Comp.* v. 26 (1972), no. 119, p. 814. URL [http://www.pppl.gov/~sim\\$hammett/comp/src/](http://www.pppl.gov/~sim$hammett/comp/src/)
- [24] Press W H, Flannery B P, Teukolsky S A and Vetterling W T 1986 *Numerical Recipes* 1st ed (Cambridge U.K.: Cambridge University Press)
- [25] Wolfram Research, Inc 2010 *Mathematica, Version 8* (Champaign, Illinois, USA: Wolfram Research) URL <http://support.wolfram.com/mathematica/reference/general/citing.html>
- [26] Dewar R L 1977 *Australian J. Phys.* **30** 533 URL <http://dx.doi.org/10.1071/PH770533>
- [27] Tsytovich V N 1977 *Theory of turbulent plasma* (New York: Consultants Bureau) translated from Russian by David L. Burdick
- [28] Melrose D B 1980 *Plasma astrophysics : nonthermal processes in diffuse magnetized plasmas* vol 1 (New York: Gordon and Breach)
- [29] Dewar R L 1970 *Phys. Fluids* **11** 2710
- [30] Dewar R L 1972 *J. Plasma Phys.* **7** 267
- [31] Dewar R L 1973 *Phys. Fluids* **16** 1102
- [32] Dewar R L 1976 *J. Phys. A: Math. Gen.* **9** 2043
- [33] Dewar R L 1985 *Physica D: Nonlinear Phenomena* **17** 37–53 ISSN 0167-2789
- [34] Dewar R L and Meiss J D 1992 *Physica D* **57** 476–506
- [35] Dewar R L and Khorev A B 1995 *Physica D* **85** 66–78
- [36] Dewar R L, Hudson S R and Gibson A M 2011 *Communications in Nonlinear Science and Numerical Simulation* **In Press, Corrected Proof**
- [37] Dewar R L, Hudson S R and Price P F 1994 *Phys. Lett. A* **194** 49–56
- [38] Hudson S R and Dewar R L 1996 *J. Plasma Phys.* **56** 361–382
- [39] Hudson S R and Dewar R L 1998 *Phys. Lett. A* **247** 246
- [40] Hudson S R and Dewar R L 1999 *Phys. Plasmas* **6** 1532–1538
- [41] Hudson S R and Dewar R L 2009 *Phys. Lett. A* **373** 4409–4415 ISSN 0375-9601 erratum submitted Nov. 2009
- [42] Morrison P J 2005 *Phys. Plasmas* **12** 058102
- [43] Abramowitz M and Stegun I A (eds) 1972 *Handbook of Mathematical Functions* 10th ed Applied Mathematics Series - 55 (U.S. Government Printing Office, Washington D.C.: National Bureau of Standards) URL [http://apps.nrbook.com/abramowitz\\_and\\_stegun/index.html](http://apps.nrbook.com/abramowitz_and_stegun/index.html)
- [44] Temme N M 2011 Auxiliary function for sine and cosine integrals in *Digital Library of Mathematical Functions* Update 1.0.2 ed F W J Olver, Editor-in-Chief (Gaithersburg, MD, USA: National

- Institute of Standards and Technology) URL <http://dlmf.nist.gov/6.2.E17>
- [45] Temme N M 2011 Exponential integral in *Digital Library of Mathematical Functions* Update 1.0.2 ed F W J Olver, Editor-in-Chief (Gaithersburg, MD, USA: National Institute of Standards and Technology) URL <http://dlmf.nist.gov/6>
- [46] Amos D E 1990 *ACM Trans. Math. Softw.* **16** 178 URL <http://www.netlib.org/toms/683>