

Finding the ciliary beating pattern with optimal efficiency

Natan Osterman^{1,2} and Andrej Vilfan^{1,3}

¹*J. Stefan Institute, Jamova 39, 1000 Ljubljana, Slovenia*

²*Department of Physics, Ludwig-Maximilians University Munich, Amalienstrasse 54, 80799 Munich, Germany*

³*Faculty of Mathematics and Physics, University of Ljubljana, Jadranska 29, 1000 Ljubljana, Slovenia**

We introduce a measure for energetic efficiency of biological cilia acting individually or collectively and numerically determine the optimal beating patterns according to this criterion. Maximizing the efficiency of a single cilium leads to curly, often symmetric and somewhat counterintuitive patterns. But when looking at a densely ciliated surface, the optimal patterns become remarkably similar to what is observed in microorganisms like *Paramecium*. The optimal beating pattern then consists of a fast effective stroke and a slow sweeping recovery stroke. Metachronal coordination is essential for efficient pumping and the highest efficiency is achieved with antiplectic waves. Efficiency also increases with an increasing density of cilia up to the point where crowding becomes a problem. We finally relate the pumping efficiency of cilia to the swimming efficiency of a spherical microorganism and show that the experimentally estimated efficiency of *Paramecium* is surprisingly close to the theoretically possible optimum.

Many biological systems have evolved to work with a very high energetic efficiency. For example, muscle can convert the free energy of ATP hydrolysis to mechanical work with more than 50% efficiency [1], the F1-F0 ATP synthase converts electrochemical energy of protons to chemical energy stored in ATP molecules with even higher efficiency [2], etc. At first glance, the beating of cilia and flagella does not fall into the category of processes with such a high efficiency. Cilia are hair-like protrusions that beat in an asymmetric fashion in order to pump the fluid in the direction of their effective stroke [3]. They propel certain protozoa, such as *Paramecium*, and also fulfill a number of functions in mammals, including mucous clearance from airways, L-R asymmetry determination and transport of an egg cell in Fallopian tubes. Lighthill [4] defines the efficiency of a swimming microorganism as the power that would be needed to drag an object of the same size with the same speed through viscous fluid, divided by the actually dissipated power. Although the efficiency defined in this way could theoretically even exceed 100% [5], the actual swimming efficiencies are of the order of 1% [6, 7]. In his legendary paper on life at low Reynolds number [8] Purcell stated that swimming microorganisms have a poor efficiency, but that the energy expenditure for swimming is so small that it is of no relevance for them (he uses the analogy of “driving a Datsun [a fuel-efficient car of the period] in Saudi Arabia”). Nevertheless, later studies show that swimming efficiency is important in microorganisms. In *Paramecium*, more than half of the total energy consumption is needed for ciliary propulsion [9].

When applied to ciliary propulsion, Lighthill’s efficiency [4] has some drawbacks. For one, it is not a direct criterion for the hydrodynamic efficiency of cilia as it also depends on the size and shape of the whole swimmer. Besides that it is, naturally, only applicable for swimmers and not for other systems involving ciliary fluid transport with a variety of functions, like L-R asymmetry determi-

nation [10]. We therefore propose a different criterion for efficiency at the level of a single cilium or a carpet of cilia. A first thought might be to define it as the volume flow rate of the transported fluid, divided by the dissipated power. However, as the flow rate scales linearly with the velocity, but the dissipation quadratically, this criterion would yield the highest efficiency for infinitesimally slow cilia, just like optimizing the fuel consumption of a road vehicle alone might lead to fitting it with an infinitesimally weak engine. Instead, like engineers try to optimize the fuel consumption at a given speed, the well-posed question is which beating pattern of a cilium will achieve a certain flow rate with the smallest possible dissipation.

The problem of finding the optimal strokes of hypothetical microswimmers has drawn a lot of attention in recent years. Problems that have been solved include the optimal stroke pattern of Purcell’s three link swimmer [11], an ideal elastic flagellum [12], a shape-changing body [13], a two- and a three-sphere swimmer [14] and a spherical squirmer [5]. Most recently, Tam and Hosoi optimized the stroke patterns of *Chlamydomonas*’ flagella [15]. But all these studies are still far from the complexity of a ciliary beat with an arbitrary three-dimensional shape, let alone from an infinite field of interacting cilia. In addition, they were all performed for the swimming efficiency of the whole microorganism, while our goal is to optimize the pumping efficiency at the level of a single cilium, which can be applicable to a much greater variety of ciliary systems.

So we propose a cilium embedded in an infinite plane (at $z = 0$) and pumping fluid in the direction of the positive x -axis. We define the volume flow rate Q as the average flux through a half-plane perpendicular to the direction of pumping [16]. With P we denote the average power with which the cilium acts on the fluid, which is identical to the total dissipated power in the fluid filled half-space. We then define the efficiency in a way that is

independent of the beating frequency ω as

$$\epsilon = \frac{Q^2}{P}. \quad (1)$$

As we show in Appendix 1, minimizing the dissipated power P for a constant volume flow rate Q is equivalent to maximizing ϵ at a constant frequency. A similar argument for swimming efficiency has already been brought forward by Avron et al. [13].

Furthermore, a general consequence of low Reynolds number hydrodynamics is that the volume flow only depends on the shape of the stroke and on the frequency, but not on the actual time dependence of the motion within a cycle. This is the basis of Purcell's scallop theorem [8]. As a consequence, the optimum stroke always has a dissipation rate constant in time. We show this in Appendix 2.

We can make the efficiency ϵ completely dimensionless if we factor out the effects of the ciliary length L , the beating frequency ω and the fluid viscosity η . The velocity with which a point on the cilium moves scales with ωL and the linear force density (force per unit length) with $\eta\omega L$. The total dissipated power P , obtained by integration of the product of the velocity and linear force density over the length, then scales with $\eta\omega^2 L^3$. The volume flow rate Q scales with ωL^3 . Finally, the efficiency ϵ scales with L^3/η . The dimensionless efficiency can therefore be defined as

$$\epsilon' = L^{-3}\eta\epsilon. \quad (2)$$

When optimizing the efficiency of ciliary carpets, we have to use the measures of volume flow and dissipation per unit area, rather than per cilium. We introduce the surface density of cilia ρ , which is $1/d^2$ on a square lattice. In the following we show that the volume flow generated per unit area, ρQ , is also equivalent to the flow velocity above the ciliary layer. The fluid velocity above an infinite ciliated surface namely becomes homogeneous at a distance sufficiently larger than the ciliary length and metachronal wavelength. The far field of the flow induced by a single cilium located at the origin and pumping fluid in direction of the x axis has the form [17]

$$\mathbf{v}(x, y, z) = \mathcal{A} \frac{xz}{r^4} \hat{e}_r \quad (3)$$

with an arbitrary amplitude \mathcal{A} . For this field the volume flow rate is

$$Q = \int_{-\infty}^{\infty} dy \int_0^{\infty} dz v_x(x, y, z) = \frac{2}{3} \mathcal{A} \quad (4)$$

and the velocity above an infinite field of such cilia is

$$v_c = \int_{-\infty}^{\infty} dx \int_{-\infty}^{\infty} dy \rho v_x(-x, -y, z) = \frac{2\pi}{3} \rho \mathcal{A} = \pi \rho Q, \quad (5)$$

which is independent of z . In this regime, one can simplify the description of cilia by replacing them with a surface slip term with velocity v_c [18].

We now define the collective efficiency as $\epsilon_c = (\rho Q)^2/(\rho P)$ and in dimensionless form as

$$\epsilon'_c = \frac{\eta \rho^2 Q^2}{L \rho P}. \quad (6)$$

ϵ'_c is a function of the beat shape, the dimensionless density ρL^2 and the metachronal coordination, which will be explained later. Additionally, for a single cilium or for collective cilia the efficiency also depends on the dimensionless radius of the cilium, a/L , but this dependence is rather weak, of logarithmic order.

At this point we note that our definition of efficiency is different from that used by Gueron and Levit-Gurevich [19]. They define efficiency as volume flux through a specifically chosen rectangle above the group of cilia divided by the dissipated power. While this measure is useful for studying the effect of coupling and metachronal coordination (they show that the collective efficiency of a group of cilia increases with its size), it lacks the scale invariance discussed above. Gauger et al. [20] studied a model for individual and collective magnetically driven artificial cilia. Rather than introducing a single measure for the efficiency, they studied the pumping performance (which is the more relevant quantity in artificial systems) and dissipation separately. They showed that the pumping performance per cilium can be improved with the proper choice of the metachronal wave vector, while the dissipation per cilium remains largely constant. Both studies were limited to two-dimensional geometry (planar cilia arranged in a linear row) and neither of them uses a scale-invariant efficiency criterion proposed here. On the other hand, Lighthill's criterion for swimming organisms shares the same scaling properties as ours (it scales with the square of the swimming velocity, divided by dissipation), but differs in definition because it measures the swimming and not the pumping efficiency. At the end we will show how the two measures are related to each other for a spherical swimmer.

Our goal is to find the beating patterns that have the highest possible efficiency for a single cilium, as well as the beating pattern, combined with the density and the wave vector that give the highest efficiency of a ciliated surface.

THE MODEL

We describe the cilium as a chain of N touching beads with radii a . The first bead of a cilium has the center position $\mathbf{x}_1 = (0, 0, a)$, and each next bead in the chain is located at $\mathbf{x}_{i+1} = \mathbf{x}_i + 2a(\sin \theta_i \cos \phi_i, \sin \theta_i \sin \phi_i, \cos \theta_i)$. The maximum curvature of the cilium is limited by the

condition

$$(\mathbf{x}_{i+1} - \mathbf{x}_i)(\mathbf{x}_i - \mathbf{x}_{i-1}) \geq (2a)^2 \cos \beta_{max}. \quad (7)$$

Naturally, beads cannot overlap with the surface ($z_i > a$) or with each other $|\mathbf{x}_i - \mathbf{x}_j| > 2a$.

We describe the hydrodynamics using the mobility matrix formalism. If the force acting on bead i is \mathbf{F}_i , the resulting velocities are

$$\frac{d}{dt} \mathbf{x}_i = \sum_j M_{i,j} \mathbf{F}_j. \quad (8)$$

In this formalism, each element $M_{i,j}$ is itself a 3×3 matrix, corresponding to 3 spatial dimensions. In general, the above equation should also include angular velocities and torques, but they are negligible for small beads when the surface speeds due to rotational motion are much smaller than those due to translational motion. The mobility matrix is symmetric and positive-definite [21]. Therefore, one can always invert it to determine the friction matrix $\Gamma = M^{-1}$, which determines the forces on particles moving with known velocities

$$\mathbf{F}_i = \sum_j \Gamma_{i,j} \dot{\mathbf{x}}_j. \quad (9)$$

If the particles were at large distances relative to their sizes, the elements of the mobility matrix would be determined by Blake's tensor [22], which represents the Green function of the Stokes flow in the presence of a no-slip boundary. In our case the condition of large interparticle distances is not fulfilled and we use the next higher approximation, which is the Rotne-Prager tensor in the presence of a boundary, as described in a previous paper [23].

The volume flow rate in x direction, averaged over one beat period T , depends on x -components of forces acting on particles and their heights z above the boundary [16]:

$$Q = \frac{1}{T} \int_0^T \frac{1}{\pi\eta} \sum_i z_i(t) F_{x,i}(t) dt. \quad (10)$$

The dissipation rate is simply the total power needed to move the beads against viscous drag,

$$P = \sum_i \dot{\mathbf{x}}_i \cdot \mathbf{F}_i. \quad (11)$$

We numerically maximized the quantity Q^2/P for a set of angles β_{max} and different numbers of beads. We used the sequential quadratic programming algorithm (SQP) from NAG numerical libraries (Numerical Algorithms Group). The full details of the numerical procedure are given in Appendix 3.

To study the collective efficiency and metachronal coordination, we studied an array of $N_a \times N_a$ cilia (unit cell) on a square lattice with a lattice constant d . We

introduced periodic boundary conditions by adding hydrodynamic interactions between particles and the representations beyond lattice boundaries. So if a certain element in the mobility matrix describing interaction between particles at \mathbf{x}_i and \mathbf{x}_j is $M_{i,j}(\mathbf{x}_i, \mathbf{x}_j)$, we replace it by $M'_{i,j}(\mathbf{x}_i, \mathbf{x}_j) = \sum_{p,q=-\infty}^{\infty} M_{i,j}(\mathbf{x}_i, \mathbf{x}_j + pA\hat{e}_x + qA\hat{e}_y)$. Here $A = N_a d$ denotes the size of the unit cell. For the sake of numerical efficiency, we used the full Rotne-Prager form for the first o instances ($p, q = -o, \dots, o$) and approximated the interaction with its long range limit, independent of the actual particle positions, for the rest (SI).

We expect the optimal solution to have the form of metachronal waves with a wave vector $\mathbf{k} = (k_x, k_y) = (2\pi/A)(\kappa_x, \kappa_y)$. In order to satisfy the periodic boundary conditions, κ_x and κ_y have to be integer numbers, e.g., between 0 and $N_a - 1$.

RESULTS

Single-particle model

We first start with some simple models that are not necessarily feasible in practice, but allow important insight into how the optimum is achieved. We will follow the spirit of the model used to study the synchronization of cilia [17], where we replace the cilium by a small spherical particle. There are many swimmer models building on similar assumptions, for example the three-sphere-swimmer [24], and they all have in common that they assume the connections between spheres to be very thin and neglect any hydrodynamic forces acting on them.

So the first hypothetical model we study is a single sphere of radius a that can move along an arbitrary path $\mathbf{x}(\omega t)$ in the half space above the boundary, but in order to mimic the tip of a cilium it has to stay within the distance L of the origin, $|\mathbf{x}| \leq L - a$. In order to simplify the calculation we also assume that the sphere is small, $a \ll L$. In this limit, we can neglect the effect of the boundary on the hydrodynamic drag, which is then always $\gamma = 6\pi\eta a$. The dissipated power is then simply $P = \gamma \dot{\mathbf{x}}^2$. Because it has to be constant in time, we can also write it as

$$P = \gamma \ell^2 / T^2 \quad (12)$$

with ℓ denoting the total distance traveled within one cycle and T its period. The average volume flow follows from Eq. (10) as

$$Q = \frac{1}{\pi\eta T} \int_0^T z(t) \gamma \dot{x}(t) dt = \frac{6a}{T} \oint z dx = \frac{6Sa}{T} \quad (13)$$

where S is the area of the particle trajectory, projected onto the $x - z$ plane. The resulting efficiency is (1)

$$\epsilon = \frac{Q^2}{P} = \frac{6S^2 a}{\pi\eta \ell^2}. \quad (14)$$

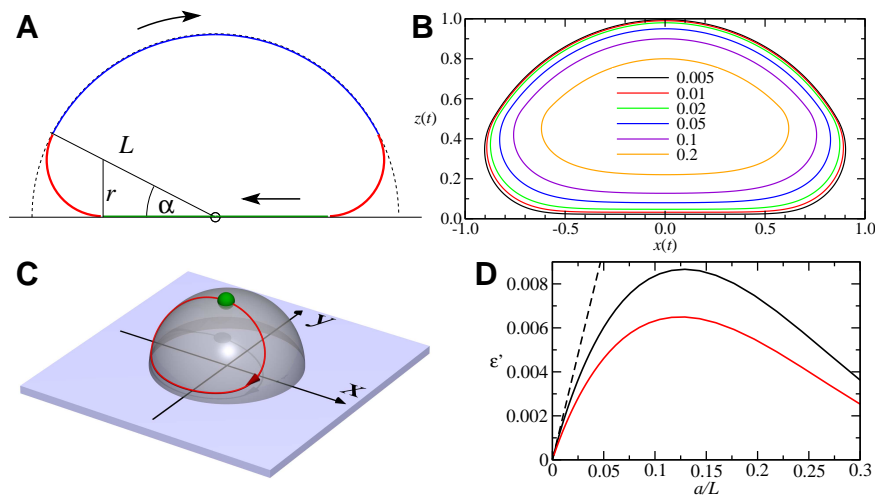


FIG. 1: Optimal trajectories of the 1-particle model. A) Idealized case of a small particle restricted to $|x| < L$. The solution consists of piecewise circular arcs, determined by geometric parameters α and r/L . B) Numerical solutions for finite-sized particles, plotted for different ratios a/L . C) Optimal path for a particle at a constant distance from the origin, $|x| = L - a$, with $a = 0.1L$. The transparent hemisphere symbolizes the surface on which the particle can move. D) Dimensionless efficiency ϵ' as a function of the dimensionless particle radius a/L . The black line shows the model with variable distance and the red line with a fixed distance from the origin. The dashed line shows the limit of small radii ($a \ll L$), $\epsilon' = 0.192 a/L$.

To find the optimal path, we thus have to maximize the area-to-circumference ratio of the path, while fulfilling the constraints $z > 0$ and $|\mathbf{x}| \leq L$. Obviously, there is no benefit in going out of the $x - z$ plane, but there is cost associated with it. Therefore, the optimum trajectories will be planar. As any curve that minimizes its circumference at a fixed surface area, the unconstrained segments of the trajectory have to be circle arcs. The curve has the shape shown in Fig. 1A. A numerical solution shows that the area-to-circumference ratio is maximal if the angle α defined in Fig. 1A has the value $\alpha = 0.483$. The resulting maximal efficiency in the limit $a \ll L$ is $\epsilon = 0.192 L^2 a / \eta$, or, in dimensionless form, $\epsilon' = 0.192 a/L$.

Solutions for finite values of a/L are shown in Fig. 1B and their efficiencies in Fig. 1D. The highest possible numerical efficiency of this model is $\epsilon' = 0.0087$, which is achieved at $a/L = 0.13$.

Another version of the single-particle model is one in which the particle has to maintain a fixed distance ($L - a$) from the origin, while it is free to move along the surface of a sphere (Fig. 1C). This is an additional constraint and can therefore only reduce the achievable efficiency. As shown by the red line in Fig. 1D, the efficiency indeed lies somewhat below that of the model with a variable distance and reaches a maximum value of $\epsilon' = 0.0065$.

N particles, stiff cilium

The next minimalistic model we will study is a stiff cilium: a straight chain of N beads with radius a and a total length of $L = 2Na$ that can rotate freely around

the center of the first bead. The problem is related to artificial cilia driven by a magnetic field [20, 23, 25] in which the orientation of the cilium largely (although not completely) follows the direction of the magnetic field. A related optimization has been performed by Smith et al. [16], but with two important differences. First, Smith et al. optimize the volume flow alone and not the efficiency. Their optimal stroke therefore touches the surface during the recovery stroke, while ours has to keep some distance in order to limit the dissipation. Second, they restrict themselves to cilia beating along tilted cones, whereas we allow any arbitrary pattern.

The motion of a stiff cilium on its optimal trajectory is shown in Figure 2A. The path of its tip closely resembles that of a single sphere at a fixed radius. The resulting dimensionless efficiency for $N = 20$ beads is $\epsilon' \approx 0.00535$.

N particles, flexible cilium

As the next level of complexity, and at the same time the first realistic description of biological cilia, we now study a flexible cilium consisting of N spherical particles (we use $N = 10$ and $N = 20$). The bending angle per particle is restricted to β_{\max} (7). Such a constraint is necessary for two reasons. For one, the curvature of a biological cilium is restricted by the bending rigidity of the axoneme. In addition, our N -particle model veritabily represents a continuous cilium only if the curvature radius is sufficiently larger than the size of a sphere. Examples of beating patterns obtained by numerical optimization are shown in Figure 2B,C. Figure 2D shows the

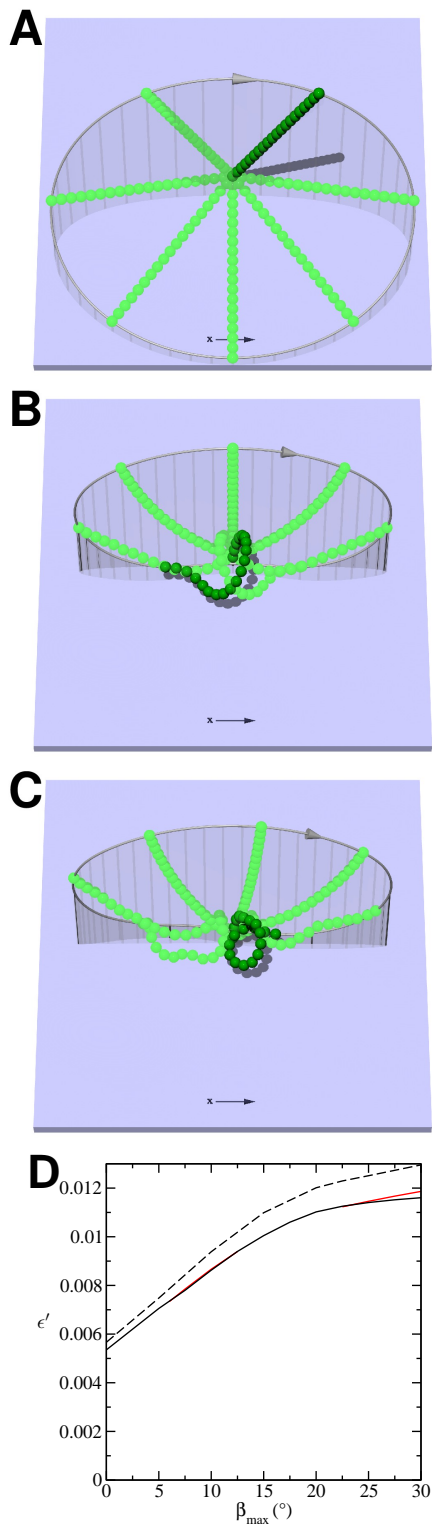


FIG. 2: Optimal beating patterns of a cilium consisting of $N = 20$ particles with different allowed bending angles β_{\max} . The gray surface shows the projection of the tip trajectory on the $x - y$ plane. A) A stiff cilium, $\beta_{\max} = 0$. B) A flexible cilium, $\beta_{\max} = 20^\circ$. The optimal stroke is symmetric in x direction. C) Flexible cilium, $\beta_{\max} = 30^\circ$. The symmetry in x direction is broken. D) Dimensionless efficiency ϵ' as a function of β_{\max} . The black line shows the optimal symmetric solution and the red line the asymmetric solution in cases where it is more efficient. The dashed line shows the maximum efficiency for $N = 10$ and double β_{\max} (corresponding to the same curvature).

dimensionless efficiency ϵ' as a function of β_{\max} .

It is instructive to look at fundamental symmetries of the problem at this point. First, as any of the problems studied here, it is symmetric upon reflection $y \rightarrow -y$. For every clockwise beat, there is an equivalent counterclockwise beat with the same efficiency. All cycles discussed here spontaneously break the y symmetry. In addition, the equations are invariant upon reflection $x \rightarrow -x$ with simultaneous time reversal, $t \rightarrow -t$. This symmetry can be broken or not at the efficiency maximum. Interestingly, this depends on the allowed bending between adjacent elements β_{\max} . For example, the solution shown in Fig. 2B is xt -symmetric, while the one in Fig. 2C is not.

Multiple cilia and metachronal waves

We solve the optimization problem of $N_a \times N_a$ cilia ($N_a = 12$) with periodic boundary conditions by imposing a wave vector (k_x, k_y) , finding the optimal solution for that vector and repeating the procedure for $N_a \times N_a$ wave vectors. Examples of optimal solutions for 6 different wave vectors are shown in Fig. 3A-F. The efficiency ϵ'_c as a function of the wave vector is shown in Fig. 3G. Note that all solutions determined in this section are for counterclockwise beating (viewed from above). For clockwise strokes the y component of the wave vector would have the opposite sign. Optimal solutions for four different values of the interciliary distance d are shown in Figure 4A-D and the optimal efficiency as a function of d in Figure 4E.

Figure 3G shows that the efficiency depends more strongly on the longitudinal (k_x) component of the wave vector than on the lateral (k_y). This could partly be due to the nature of the hydrodynamic interaction, which is stronger in longitudinal direction, and partly because the cilia exert larger motion in longitudinal direction and therefore come closer to their neighbors along the x axis. Antiplectic metachronal waves (waves propagate in the opposite direction from the fluid pumping) generally have a higher efficiency than symplectic, but the fine structure is much more complex. For low ciliary densities, the optimal solution is found for waves propagating along the x axis. However, for higher densities solutions with a positive k_x are more efficient, which means that the waves are dexio-antiplectic. Efficiency also grows with increasing density. But when the interciliary distance reaches $d = 0.25L$ crowding becomes a problem and the efficiency drops again. At even higher densities the solution becomes increasingly difficult to find because of the complicated topology of densely packed cilia. Another problem is that the wavelength of the optimal solution, relative to the lattice constant, becomes increasingly long at high densities, which would require a unit cell larger than 12×12 used in our calculations.

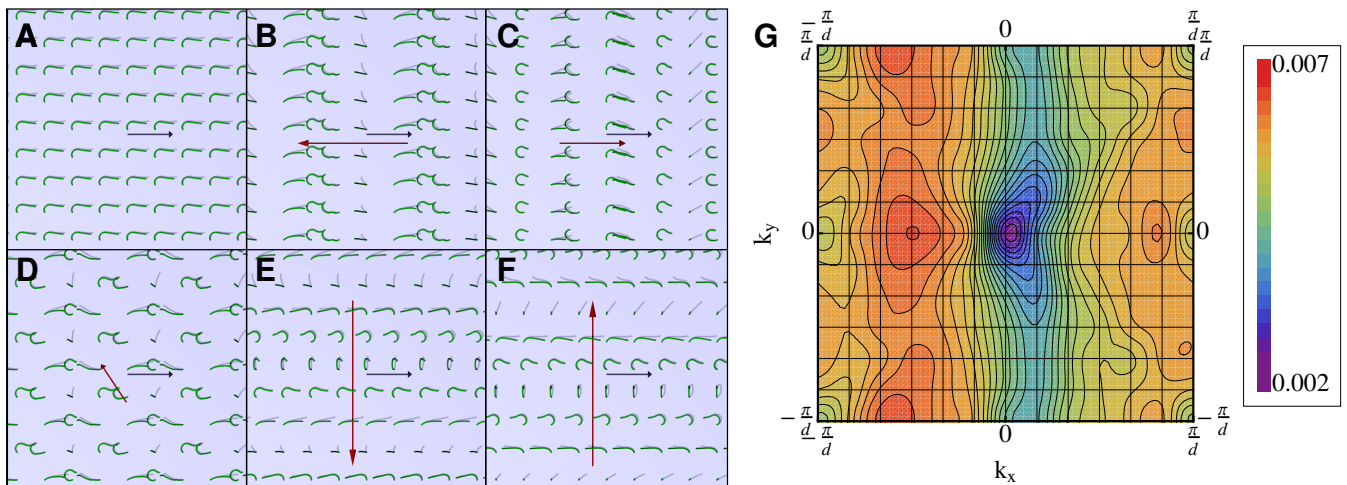


FIG. 3: Optimal solutions at fixed wave vectors for intercilary distance $d = 1.0 \times L$, $N = 20$, $\beta_{\max} = 15^\circ$ and $N_a = 12$. A-F) Optimal solutions for wave vectors $(k_x, k_y) = (0, 0)$ (A), $(-\pi/(2d), 0)$ (B), $(5\pi/(6d), 0)$ (C), $(-2\pi/(3d), \pi/d)$ (D), $(0, -\pi/(3d))$ (E) and $(0, \pi/(3d))$ (F). The blue arrow (x axis) denotes the direction of pumping and the red arrow the wavelength and direction of metachronal wave propagation. G) Efficiency ϵ'_c (red color represents high efficiency) as a function of the wave vector (k_x, k_y) . The maximum efficiency is in this case achieved for $\mathbf{k} = (-\pi/(2d), 0)$ and antiplectic waves are generally more efficient than symplectic. The synchronous solution $(0, 0)$ represents the global minimum of efficiency.

Swimming efficiency of a ciliated microorganism

We can finally use these results to estimate the maximum possible swimming efficiency of a ciliated microorganism. For the sake of simplicity, we assume that the swimmer has a spherical shape with radius R . According to Lighthill's definition, the swimming efficiency is defined as

$$\epsilon_L = \frac{6\pi\eta RV^2}{P_{\text{tot}}} \quad (15)$$

where V is the velocity and P_{tot} the total dissipated power [4]. Assuming that the layer of cilia is thin in comparison with the size of the organism ($L \ll R$), the swimming velocity V can be calculated as [18, 26]

$$V = \frac{1}{4\pi R^2} \int \mathbf{v} d^2s = \frac{1}{4\pi} \int_0^\pi v(\theta) 2\pi \sin^2 \theta d\theta. \quad (16)$$

Here $v(\theta)$ is the propulsion velocity above the ciliated layer. The dissipation can be expressed as

$$\begin{aligned} P_{\text{tot}} &= \int \rho P d^2s = \int_0^\pi \rho P(\theta) 2\pi R^2 \sin \theta d\theta \\ &= \frac{2R^2\eta}{\pi\epsilon'_c L} \int_0^\pi v^2(\theta) \sin \theta d\theta. \end{aligned} \quad (17)$$

In the second equality we used the definition (6), as well as the relationship between v and ρQ (5). In order to obtain the maximum V at a given P_{tot} , the two functional derivatives should be related through a Lagrange

multiplier

$$\frac{\delta V[v]}{\delta v(\theta)} = \lambda \frac{\delta P_{\text{tot}}[v]}{\delta v(\theta)}, \quad (18)$$

which is fulfilled if the angular dependence has the form $v(\theta) = v_0 \sin \theta$. This leads to

$$V = \frac{2}{3} v_0 \quad (19)$$

and

$$P_{\text{tot}} = \frac{8\eta R^2 v_0^2}{3\pi\epsilon'_c L}. \quad (20)$$

Together, these equations give Lighthill's efficiency

$$\epsilon_L = \pi^2 \frac{L}{R} \epsilon'_c. \quad (21)$$

With a maximum $\epsilon'_c \approx 0.016$ and a typical ratio $L/R \approx 0.1$, we obtain $\epsilon_L \approx 0.016$.

For comparison, an optimized envelope model yields an efficiency around 3% with the same parameters (if we translate the ciliary length into maximal displacement of the envelope) [5], which shows that the latter is a relatively good approximation for cilia if they operate close to the optimal way.

DISCUSSION

We introduced a scale invariant efficiency measure for the fluid pumping by cilia and started with optimizing

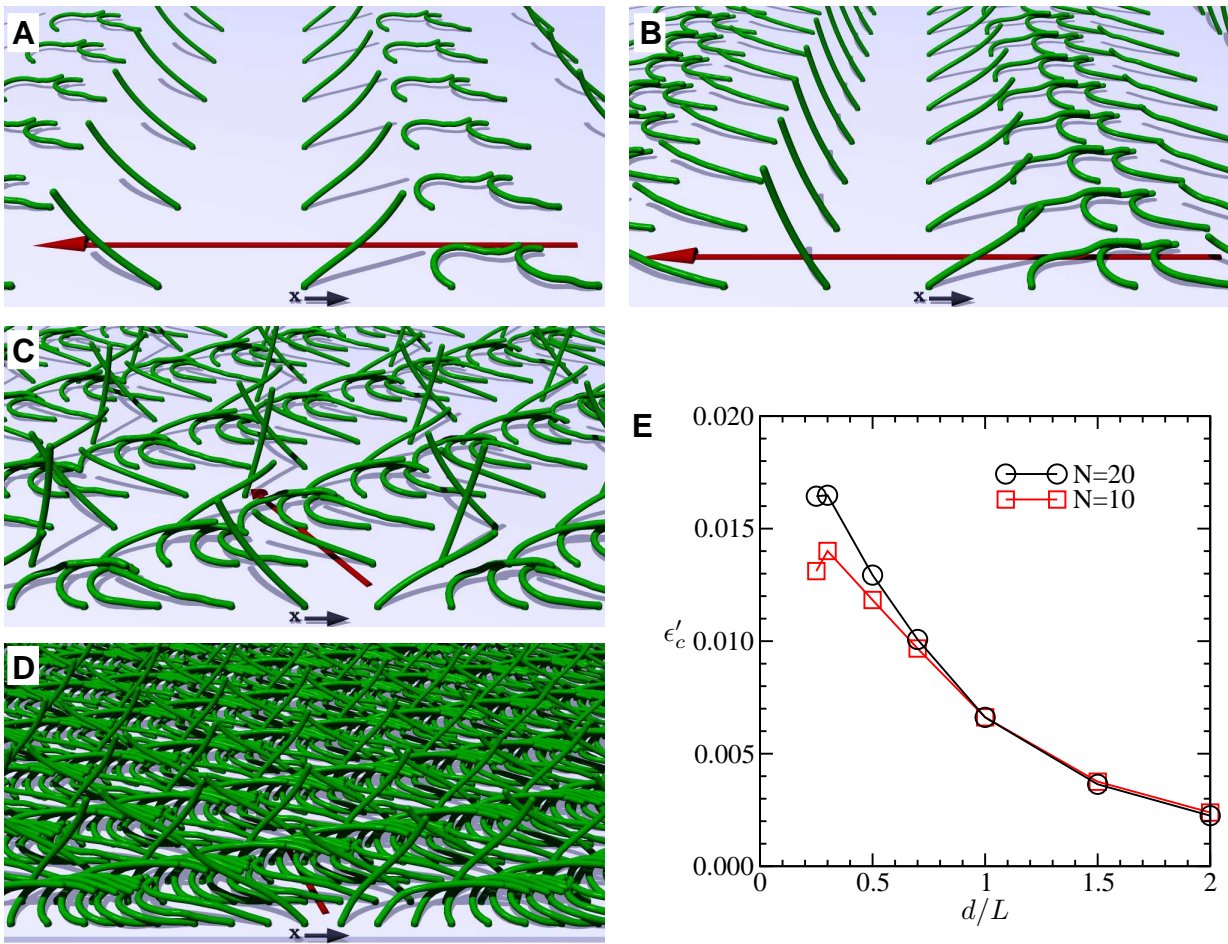


FIG. 4: Optimal solutions for various intercilary distances: $d = 1.0L$ (A), $d = 0.7L$ (B), $d = 0.5L$ (C) and $d = 0.25L$ (D). For reasons of clarity the front rows of cilia are omitted and instead of individual spheres used in the calculation a tube connecting them is shown. E) Highest efficiency ϵ'_c as a function of the intercilary distance d for cilia consisting of $N = 20$ (circles) and $N = 10$ (squares) spheres. For $N = 10$, we set $\beta_{\max} = 30^\circ$ in order to allow the same maximum curvature.

three simple instructive systems: a free sphere, a sphere at a constant distance from the origin and a stiff cilium. Of those three, the free sphere can reach the highest efficiency. But they are all topped by a flexible cilium. The thickness of a cilium has only a small effect on its efficiency, which strengthens our choice to describe the cilium as a chain of beads. Depending on the allowed bending, the flexible cilium can have different shapes of the optimal beating pattern. In most cases the cilium curls up during the recovery stroke, rather than sweeping along the surface. Such shapes appear “unnatural” if we compare them with those observed in microorganisms [27].

But the collective optimization of ciliary carpets leads to beating patterns that are strikingly similar to what is observed in many ciliated microorganisms. Unlike isolated cilia, they contain a recovery stroke during which they sweep along the surface. This is primarily due to the fact that beating patterns that are optimal for a single

cilium (e.g., as shown in Fig. 2B) are not possible on a dense grid due to steric hindrance. The sweeping recovery stroke, on the other hand, allows dense stacking of cilia (best seen in Fig. 4D) which further reduces drag as well as backward flow. The optimal effective stroke becomes significantly faster than the recovery stroke. While a single cilium reaches its highest efficiency if the effective stroke takes about 45% of the cycle, the optimum is around 20 – 25% for densely packed cilia. A similar ratio has been observed in *Paramecium* [28]. The distance between adjacent cilia in *Paramecium* is between $0.15L$ and $0.25L$ [29], consistent with the predicted optimum around $d = 0.25L$. It is interesting that the efficiency of any other wave vector is higher than the efficiency of the synchronous solution (wave vector 0). This is in agreement with some previous simpler, one dimensional models [20], but has not yet been shown on a 2-D lattice. We also find that antiplectic waves are generally more efficient than symplectic, although symplectic solu-

tions with a relatively high efficiency exist, too. For high densities and cilia beating counterclockwise, the waves become almost dexiolectic (meaning that the effective stroke points to the right of the wave propagation) and the wavelength becomes similar to the cilium length L - both findings are in agreement with observations on *Paramecium* [3, 30]. For cilia beating clockwise, laeoplectic waves would be more efficient, which is indeed observed [31]. Although the effect of thickness is small, it is interesting to note that thicker cilia have a slightly higher efficiency when isolated or at low surface densities, but are outperformed by thinner cilia at high densities.

The total energetic efficiency of swimming in *Paramecium* has been measured as 0.078% [9]. This figure includes losses in metabolism and force generation - the hydrodynamic swimming efficiency alone has been estimated as 0.77%. This comes close (by a factor of 2) to our result for the maximally possible Lighthill efficiency of a spherical ciliated swimmer $\epsilon_L \approx 0.016$. A biflagellate swimmer like *Chlamydomonas* has a lower theoretical efficiency of 0.008 [15], but it is still within the same order of magnitude.

Although efficiencies below 1% seem low, we have shown that *Paramecium* still works remarkably close to the maximum efficiency that can be achieved with its length of cilia. While longer cilia might have a higher swimming efficiency, there are other considerations that are not included in this purely hydrodynamic study. For example, the bending moments and the power output per ciliary length can be limiting [32]. Thus, our study shows that at least for ciliates like *Paramecium*, Purcell's view that efficiency is irrelevant for ciliary propulsion has to be revisited. Efficiency of swimming does matter for them, and in their own world they have well evolved to swim remarkably close to the optimal way.

We have benefited from fruitful discussions with Frank Jülicher. This work was supported by the Slovenian Office of Science (Grants P1-0099, P1-0192, J1-2209, J1-2200 and J1-0908).

Appendix 1. Justification of the efficiency criterion

In this section we prove that instead of minimizing the dissipated power P for a constant volume flow rate Q we can maximize the numerical efficiency $\epsilon = Q^2/P$ at a constant beating frequency ω . Let the volume flow rate $Q[\mathbf{x}(\omega t)]$ and dissipation $P[\mathbf{x}(\omega t)]$ be functionals of the trajectory shape $\mathbf{x}(\omega t)$ and functions of ω . The efficiency ϵ , defined as $\epsilon[\mathbf{x}(\omega t)] = Q^2/P$, is only a functional of $\mathbf{x}(\omega t)$, but independent of ω . The relationship

$$-\frac{Q^2}{P^2} \frac{\delta P}{\delta \mathbf{x}} \Big|_Q = \frac{\delta \epsilon}{\delta \mathbf{x}} \Big|_Q = \frac{\delta \epsilon}{\delta \mathbf{x}} \Big|_\omega + \frac{\partial \epsilon}{\partial \omega} \Big|_{\mathbf{x}} \frac{\delta \omega}{\delta \mathbf{x}} \Big|_Q = \frac{\delta \epsilon}{\delta \mathbf{x}} \Big|_\omega \quad (\text{S1})$$

proves immediately that minimizing the dissipated power while keeping the volume flow Q constant is equivalent to maximizing ϵ at a constant ω .

Appendix 2. Optimal solutions have a constant dissipation

In the following we demonstrate that a trajectory with optimal efficiency always has a dissipation that is constant in time. The pumping performance only depends on the shape of the trajectory and the period T , but not on the velocity along the trajectory. We have to determine the latter in a way that minimizes the average dissipation. We parameterize the trajectory as $\mathbf{x}(\varphi)$ where the phase φ is a function of time that fulfills $\varphi(0) = 0$ and $\varphi(T) = 2\pi$. The dissipation at any moment is quadratic in velocity, $P(t) = \dot{\mathbf{x}}^T \gamma(\mathbf{x}) \dot{\mathbf{x}}$, and can be written as

$$P(t) = (d\mathbf{x}/d\varphi)^T \gamma(\mathbf{x}) (d\mathbf{x}/d\varphi) \dot{\varphi}^2 = p(\varphi) \dot{\varphi}^2. \quad (\text{S2})$$

We obtain the average dissipation by integrating over one period,

$$\begin{aligned} \bar{P} &= \frac{1}{T} \int_0^T P(t) dt = \frac{1}{T} \int_0^T p(\varphi) \dot{\varphi}^2 dt \\ &= \frac{1}{T} \int_0^{2\pi} p(\varphi) \left(\frac{dt}{d\varphi} \right)^{-1} d\varphi = \frac{1}{T} \int_0^{2\pi} \tilde{p}(\varphi, t') d\varphi, \end{aligned} \quad (\text{S3})$$

with $t' = dt/d\varphi$ and $\tilde{p}(\varphi, t') = p(\varphi)/t'$. Minimization of the average dissipation while keeping the period constant leads to the following Euler-Lagrange equation (note the swapped roles of t and φ)

$$0 = \frac{\partial \tilde{p}}{\partial t} - \frac{d}{d\varphi} \frac{\partial \tilde{p}}{\partial t'} = \frac{d}{d\varphi} \frac{p}{t'^2} = \frac{dP}{d\varphi}. \quad (\text{S4})$$

This proves that the optimal solution has a dissipation P that is constant in time.

Appendix 3. Numerical optimization procedure

Single cilium

For a single cilium, modeled as a chain of N beads, we parameterize the stroke as a sequence of N_S equally spaced time steps with duration $\Delta t = T/N_S$. Let the vector $\mathbf{x}_i(\tau)$ represent the position of the bead i at time step τ . Because the trajectory is periodic in time, we have $\mathbf{x}_i(\tau) = \mathbf{x}_i(\tau + N_S)$. For a given stroke the volume flow rate is calculated according to Eq. 10 as

$$Q = \frac{1}{\pi \eta N_S} \sum_{\tau=1}^{N_S} \sum_{i,j=1}^N \frac{z_i(\tau+1) \Gamma_{i,j}(\tau+1) + z_i(\tau) \Gamma_{i,j}(\tau)}{2} \times \frac{\mathbf{x}_j(\tau+1) - \mathbf{x}_j(\tau)}{\Delta t}. \quad (\text{S5})$$

η denotes the viscosity of the surrounding fluid and z_i the height of i -th bead above the surface. The dissipated power, defined in Eq. 11, can be written as

$$P = \frac{1}{N_S} \sum_{\tau=1}^{N_S} \sum_{i,j=1}^N \frac{\Gamma_{i,j}(\tau+1) + \Gamma_{i,j}(\tau)}{2} \times \frac{(\mathbf{x}_i(\tau+1) - \mathbf{x}_i(\tau))(\mathbf{x}_j(\tau+1) - \mathbf{x}_j(\tau))}{(\Delta t)^2}. \quad (\text{S6})$$

The dimensionless efficiency, which we want to maximize, follows as $\epsilon' = L^{-3}\eta Q^2/P$ with $L = 2aN$ (2). The friction matrix $\Gamma_{i,j}(t)$ that appears in above expressions is obtained by numerical inversion of the mobility matrix $M_{i,j}$, which is calculated using the Rotne-Prager approximation in the presence of a boundary, as described in [23].

We computed the optimal strokes using the NAG (The Numerical Algorithms Group Ltd., Oxford, UK) Fortran Library E04UGF routine, which maximizes an arbitrary smooth function subject to constraints using a sequential quadratic programming method. At each time step we parameterize the bead positions \mathbf{x}_i by a set of $N - 1$ pairs of polar (θ) and azimuthal (ϕ) angles, as described in the main text (Section ‘‘The Model’’). Therefore, the parameter space in which we search for the efficiency maximum is $2N_S(N - 1)$ dimensional. For most calculations presented here ($N = 20$, $N_S = 84$), this means 3192 dimensions. We still consider optimization in such high-dimensional space preferable to parameterizing the beat shape in terms of Fourier modes (see, e.g. [15]), which would have less variables, but therefore a more complex landscape with more local maxima.

The stroke shapes are subject to two types of constraints: (i) beads are modeled as hard core objects that allow no overlapping of two beads or a bead with the surface, (ii) the maximum bending angle defined between three adjacent beads is limited to β_{\max} (7).

We initialized the optimization procedure with a simple beating pattern (a tilted cone) that had the correct handedness (clockwise) and checked that the result was otherwise independent of the initial state.

Carpets of cilia

For an array of cilia the size of parameter space would grow with the square of the system size N_a and the demand to calculate the hydrodynamic mobility matrix with its fourth power. The problem would become numerically unsolvable even for a relatively small field of cilia. However, in an infinite system (or a system with periodic boundary conditions) we expect the optimal solution to have the form of metachronal waves with an unknown wave vector. The optimization problem at a fixed wave vector then requires the same number of parameters as the optimization of a single ciliary beat. The

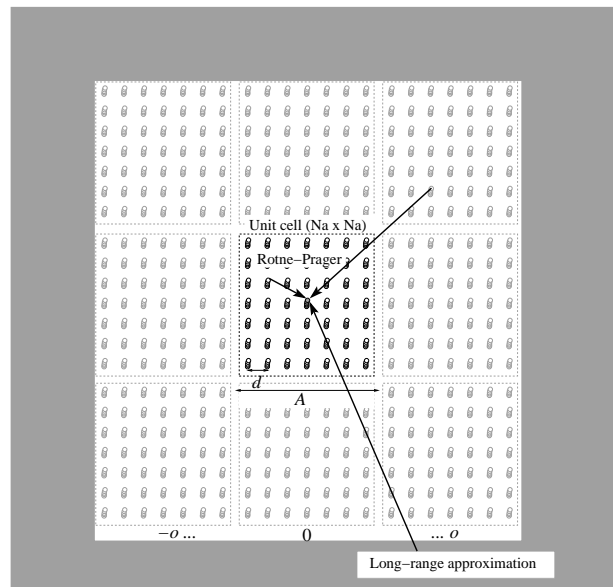


FIG. S1: The elements of the mobility matrix describe the response of the particles forming the central cilium $(0,0)$ to forces acting on all other particles. Cilia are positioned on a square lattice with lattice constant d , while the unit cell comprising $N_a \times N_a$ cilia has the edge length A . To facilitate the calculation we use the full Rotne-Prager form for $(2o + 1) \times (2o + 1)$ unit cells and use the long-range limit expressions for more distant cilia.

globally optimal solution can be found by repeating the calculation for all wave vectors that fulfill the periodic boundary conditions.

For a wave vector (k_x, k_y) , the i -th sphere of the cilium at lattice position (α, β) follows the path

$$\mathbf{x}_{i,\alpha,\beta}(\omega t) = \alpha d \hat{e}_x + \beta d \hat{e}_y + \mathbf{x}_i(\omega t - \alpha d k_x - \beta d k_y), \quad (\text{S7})$$

where $\mathbf{x}_i(\omega t)$ is the path of the cilium at lattice position $(0,0)$, which we are optimizing. Similarly, the force acting on the same bead has the following time dependence

$$\mathbf{F}_{i,\alpha,\beta}(\omega t) = \mathbf{F}_i(\omega t - \alpha d k_x - \beta d k_y). \quad (\text{S8})$$

The equations of motion of i -th bead belonging to the cilium $(0,0)$ read

$$\begin{aligned} \frac{d}{dt} \mathbf{x}_{i,0,0}(\omega t) &= \frac{d}{dt} \mathbf{x}_i(\omega t) \\ &= \sum_{j=1}^N \sum_{\alpha=-\infty}^{\infty} \sum_{\beta=-\infty}^{\infty} M_{i,j;\alpha,\beta}(\omega t) \mathbf{F}_j(\omega t - \alpha d k_x - \beta d k_y). \end{aligned} \quad (\text{S9})$$

In this expression $M_{i,j;\alpha,\beta}(\omega t)$ represents the element of the mobility matrix that links the response of i -th bead of the cilium $(0,0)$ to the force acting on j -th bead of the cilium (α, β) at time t .

Periodic boundary conditions are fulfilled if k_x and k_y are multiples of $2\pi/A$, with $A = N_a d$ denoting the size of the field (Fig. S1). We can therefore use integer wave vectors $\kappa_{x,y} = k_{x,y}A/(2\pi)$ instead. We can make use of the periodicity by carrying out the summation in the above equation

$$\frac{d}{dt}\mathbf{x}_i(\omega t) = \sum_{j=1}^N \sum_{\alpha,\beta} M'_{i,j;\alpha,\beta}(\omega t) \mathbf{F}_j(\omega t - \alpha d k_x - \beta d k_y) \quad (\text{S10})$$

with

$$M'_{i,j;\alpha,\beta} = \sum_{p,q=-\infty}^{\infty} M_{i,j;\alpha+pN_a,\beta+qN_a}. \quad (\text{S11})$$

The indices α and β run over one unit cell, centered around the origin. For odd N_a , this would be from $-(N_a - 1)/2$ to $(N_a - 1)/2$. For an even N_a , they run from $-N_a/2$ to $N_a/2$, but the boundary terms are given half weight each. This distribution is necessary in order to preserve the symmetry of the mobility/friction matrix.

For the sake of numerical efficiency, we use the full Rotne-Prager form for the first o instances ($p, q = -o, \dots, o$) and approximate the interaction with

$$M_{i,j;\alpha,\beta} \approx \frac{3}{2\pi\eta} \frac{z_i z_j}{((pA + \alpha d)^2 + (qA + \beta d)^2)^{5/2}} \times \begin{pmatrix} (pA + \alpha d)^2 & (pA + \alpha d)(qA + \beta d) & 0 \\ (pA + \alpha d)(qA + \beta d) & (qA + \beta d)^2 & 0 \\ 0 & 0 & 0 \end{pmatrix} \quad (\text{S12})$$

for larger indices. We used $o = 1$ for the optimization and checked the final efficiency with $o = 2$ (the correction was not significant). The contribution of distant cilia towards M' can easily be calculated numerically to quadratic order in α and β and has the form

$$\frac{3z_i z_j}{2\pi\eta A^3} \begin{pmatrix} C_1 + C_2 \frac{\alpha^2}{N_a^2} + C_3 \frac{\beta^2}{N_a^2} & C_4 \frac{\alpha\beta}{N_a^2} & 0 \\ C_4 \frac{\alpha\beta}{N_a^2} & C_1 + C_2 \frac{\beta^2}{N_a^2} + C_3 \frac{\alpha^2}{N_a^2} & 0 \\ 0 & 0 & 0 \end{pmatrix}. \quad (\text{S13})$$

Numerical values of the coefficients $C_1 \dots C_4$ are listed in table S1.

TABLE S1: Coefficients $C_1 \dots C_4$ describing the contributions of cilia beyond o periods, for different orders o .

o	C_1	C_2	C_3	C_4
0	4.51681	14.0613	-2.60821	-12.8518
1	1.80961	0.680011	0.182076	-0.210573
2	1.1135	0.161671	0.0474549	-0.0445071
3	0.801452	0.0608975	0.0181854	-0.0163511

With discretized time steps the expression for velocity

(S10) becomes

$$\begin{aligned} \dot{\mathbf{x}}_i(\tau) &= \sum_{j=1}^N \sum_{\alpha,\beta} M'_{i,j;\alpha,\beta}(\tau) \mathbf{F}_j(\tau - \alpha N_f \kappa_x - \beta N_f \kappa_y) \\ &= \sum_{j=1}^N \sum_{\tau'=1}^{N_S} \tilde{M}_{i,j;\tau,\tau'} \mathbf{F}_j(\tau') \end{aligned} \quad (\text{S14})$$

with $\tilde{M}_{i,j;\tau,\tau'} = \sum_{\alpha,\beta} M'_{i,j;\alpha,\beta}(\tau) [\tau' \equiv \tau - \alpha N_f \kappa_x - \beta N_f \kappa_y \pmod{N_S}]$ denoting the generalized mobility matrix that now couples the forces and velocities at different time steps. The brackets $[\]$ denote a function which is 1 if the condition is fulfilled and 0 otherwise. We also set the number of time steps to be a multiple of the lattice size, $N_S = N_f N_a$. \tilde{M} is in total a $3NN_S \times 3NN_S$ dimensional matrix, which can be re-ordered into a block-diagonal form with N_f blocks for greater numerical efficiency.

We calculate corresponding generalized friction matrix by inverting the generalized mobility matrix,

$$\tilde{\Gamma} = \tilde{M}^{-1}. \quad (\text{S15})$$

The friction matrix now allows us to calculate the forces if we know the velocities of all beads at all times,

$$\mathbf{F}_i(\tau) = \sum_{j=1}^N \sum_{\tau'=1}^{N_S} \tilde{\Gamma}_{i,j;\tau,\tau'} \dot{\mathbf{x}}_j(\tau'). \quad (\text{S16})$$

Within the finite difference approximation this leads to equations

$$Q = \frac{1}{\pi\eta N_S} \sum_{\tau,\tau'=1}^{N_S} \sum_{i,j=1}^N \frac{z_i(\tau+1)\Gamma_{i,j;\tau+1,\tau'+1} + z_i(\tau)\Gamma_{i,j;\tau,\tau'}}{2} \times \frac{\mathbf{x}_j(\tau'+1) - \mathbf{x}_j(\tau')}{\Delta t} \quad (\text{S17})$$

$$P = \frac{1}{N_S} \sum_{\tau,\tau'=1}^{N_S} \sum_{i,j=1}^N \frac{\Gamma_{i,j;\tau+1,\tau'+1} + \Gamma_{i,j;\tau,\tau'}}{2} \times \frac{(\mathbf{x}_i(\tau'+1) - \mathbf{x}_i(\tau'))(\mathbf{x}_j(\tau'+1) - \mathbf{x}_j(\tau'))}{(\Delta t)^2}. \quad (\text{S18})$$

Now we can numerically optimize the quantity Q/\sqrt{P} as a function of the angles that parameterize the beat shape (in total $2(N-1)N_S$ variables). We initialize the system in a way that only solutions with clockwise rotation (as seen from above) are considered. The constraints are similar to those on a single cilium, except that hard-core repulsion between neighboring cilia has to be taken into account, too.

In conclusion, the combination of an efficient description of hydrodynamics, the usage of periodic boundary conditions and the translational invariance of the

metachronal wave allowed us to reduce the optimization problem to one with the same number of variables as for a single cilium. The computational demand to calculate the efficiency for a certain set of variables scales as $((2o+1)N_a)^2$, rather than the fourth power which would be the case if all cilia were treated independently. The optimization for one wave vector typically takes a few days on one core of the Intel Xeon E5520 CPU. To find the global maximum we have to repeat the calculation with all wave vectors, N_a^2 in total.

* Electronic address: andrej.vilfan@ijs.si

- [1] M. J. Kushmerick and R. E. Davies, Proc. R. Soc. Lond. B Biol. Sci. **174**, 315 (1969).
- [2] M. Yoshida, E. Muneyuki, and T. Hisabori, Nat. Rev. Mol. Cell. Biol. **2**, 669 (2001).
- [3] M. A. Sleight, ed., *Cilia and Flagella* (Academic Press, London, 1974).
- [4] M. J. Lighthill, Comm. Pure Appl. Math. **5**, 109 (1952).
- [5] S. Michelin and E. Lauga, Phys. Fluids **22**, 111901 (2010).
- [6] E. M. Purcell, Proc. Natl. Acad. Sci. USA **94**, 11307 (1997).
- [7] S. Chattopadhyay, R. Moldovan, C. Yeung, and X. L. Wu, Proc. Natl. Acad. Sci. USA **103**, 13712 (2006).
- [8] E. M. Purcell, Am. J. Phys. **45**, 3 (1977).
- [9] Y. Katsu-Kimura, F. Nakaya, S. A. Baba, and Y. Mogami, J. Exp. Biol. **212**, 1819 (2009).
- [10] W. Supatto, S. E. Fraser, and J. Vermot, Biophys. J. **95**, L29 (2008).
- [11] D. Tam and A. E. Hosoi, Phys. Rev. Lett. **98**, 068105 (2007).
- [12] S. E. Spagnolie and E. Lauga, Phys. Fluids **22**, 031901 (2010).
- [13] J. E. Avron, O. Gat, and O. Kenneth, Phys. Rev. Lett. **93**, 186001 (2004).
- [14] F. Alouges, A. DeSimone, and A. Lefebvre, Eur. Phys. J. E Soft Matter **28**, 279 (2009).
- [15] D. Tam and A. E. Hosoi, Proc. Natl. Acad. Sci. USA **108**, 1001 (2011).
- [16] D. J. Smith, J. R. Blake, and E. A. Gaffney, J. R. Soc. Interface **5**, 567 (2008).
- [17] A. Vilfan and F. Jülicher, Phys. Rev. Lett. **96**, 058102 (2006).
- [18] F. Jülicher and J. Prost, Eur. Phys. J. E Soft Matter **29**, 27 (2009).
- [19] S. Gueron and K. Levit-Gurevich, Proc. Natl. Acad. Sci. USA **96**, 12240 (1999).
- [20] E. M. Gauger, M. T. Downton, and H. Stark, Eur. Phys. J. E Soft Matter **28**, 231 (2009).
- [21] J. Happel and H. Brenner, *Low Reynolds Number Hydrodynamics* (Kluwer, Dordrecht, 1983).
- [22] J. R. Blake, Proc. Camb. Phil. Soc. **70**, 303 (1971).
- [23] M. Vilfan, A. Potočnik, B. Kavčič, N. Osterman, I. Poberaj, A. Vilfan, and D. Babič, Proc. Natl. Acad. Sci. USA **107**, 1844 (2010).
- [24] A. Najafi and R. Golestanian, Phys. Rev. E **69**, 062901 (2004).
- [25] M. T. Downton and H. Stark, Europhys. Lett. **85**, 44002 (2009).
- [26] H. A. Stone and A. D. Samuel, Phys. Rev. Lett. **77**, 4102 (1996).
- [27] C. Brennen and H. Winet, Ann. Rev. Fluid Mech. **9**, 339 (1977).
- [28] S. Gueron, K. Levit-Gurevich, N. Liron, and J. J. Blum, Proc. Natl. Acad. Sci. USA **94**, 6001 (1997).
- [29] M. A. Sleight, Int. Rev. Cytol. **25**, 31 (1969).
- [30] H. Machemer, J. Exp. Biol. **57**, 239 (1972).
- [31] L. Gheber and Z. Priel, Cell Motil. Cytoskeleton **16**, 167 (1990).
- [32] M. A. Sleight and J. R. Blake, in *Scale Effects in Animal Locomotion*, edited by T. J. Pedley (Academic Press, London, 1977), pp. 243–256.