

Quantum Hall Superfluids in Topological Insulator Thin Films

Dagim Tilahun,^{1,2} Byounggak Lee,^{1,2} E. M. Hankiewicz,³ and A. H. MacDonald²

¹*Department of Physics, Texas State University, San Marcos, TX 78666*

²*Department of Physics, The University of Texas at Austin, Austin, TX 78712*

³*Institut für Theoretische Physik und Astrophysik,
Universität Würzburg, Am Hubland, 97074 Würzburg, Germany*

Three-dimensional topological insulators have protected Dirac-cone surface states. In this paper we propose magnetic field induced topological insulator thin film ordered states in which coherence is established spontaneously between top and bottom surfaces. We find that the large dielectric constants of these materials increases the layer separation range over which coherence survives and decreases the superfluid sound velocity, but has little influence on superfluid density or charge gap. The coherent state at total Landau-level filling factor $\nu_T = 0$ is predicted to be free of edge modes, qualitatively altering its transport phenomenology.

PACS numbers: 71.35.-y, 73.20.-r, 73.22.Gk, 73.43.-f

Introduction—Double well two-dimensional electron systems in which Landau levels that are localized in different layers approach degeneracy tend [1, 2] to form broken symmetry states with spontaneous interlayer coherence [3] when one level is occupied. These states support counterflow superfluidity and are sometimes referred to as quantum Hall superfluids [4], although they can also be viewed as exciton condensates or as pseudospin ferromagnets [1, 2, 5–8]. Their order gives rise to a number of subtle and interesting anomalies in transport experiments [9–18] in which the two layers are contacted separately that have motivated considerable theoretical activity [19–37]. In this Letter we predict that quantum Hall superfluid states will also occur in topological insulator (TI) thin films and highlight important differences between the double well and TI-thin-film cases.

In TI thin films the spontaneous coherence occurs between Landau levels localized on top and bottom surfaces. The quantum Hall superfluid state [9, 14, 17, 38, 39] appears at two dimensional (2D) layer separations d less than $\sim 2\ell$ where $\ell \sim 25\text{nm} (B[\text{Tesla}])^{-1/2}$ is the magnetic length. It follows that TI quantum Hall superfluid behavior is a possibility only in samples thinner than about 20nm, and therefore only in materials prepared by a thin film growth technique. Since topological insulators [40, 41] have protected surface states, spatially separated Landau levels are always present when the Fermi level lies in the bulk gap. Moreover, because the surfaces have massless Dirac electronic structure, their $N = 0$ Dirac-point Landau levels will be widely separated from other levels even at weak magnetic fields, making it easier to overcome disorder and reach the quantum Hall regime. Importantly quantum Hall superfluids in TI thin films, unlike those studied in quantum wells, can occur at total Landau level filling factor $\nu_T = 0$, thus sidestepping the dissipationless chiral-edge-state transport channel which can obscure [33] counterflow superfluidity in the $\nu_T \neq 0$ case.

Most properties of ideal quantum Hall superfluids are

determined by a small set of parameters: the superfluid density ρ , the charged quasiparticle energy gap Δ , the phonon velocity v , and the single-particle tunneling gap Δ_{SAS} . Δ_{SAS} depends exponentially on the thickness of the film and is also sensitive to the relative position of the Fermi level on the two surfaces, whereas ρ , Δ , and v depend only on the electron-electron interaction strength and are less sensitive to film thickness. Known topological insulators tend to have small bulk energy gaps, and therefore large dielectric constants, a property that is likely to persist as new materials are found, making dielectric screening an important issue. We find that although the phonon velocity of a TI quantum Hall superfluid is strongly suppressed by dielectric screening, the superfluid density and the energy gap are weakly altered. In fact we estimate that the Kosterlitz-Thouless transition temperatures for these superfluids can be larger than in semiconductor quantum well systems. In the following we explain the basis for these estimates, point out some experimentally relevant differences between TI and semiconductor bilayer quantum Hall superfluids, and discuss the relationship between quantum Hall superfluids and zero-magnetic-field exciton condensates.

TI-Thin-Film Quantum Hall Superfluid Energy Scales—When Landau level mixing is neglected, the interaction dependent parameters can be estimated from the following mean-field-theory expressions [7]:

$$\begin{aligned}\rho &= \frac{\ell^2}{32\pi^2} \int dq q^3 V_{tb}(q) F_{tb}(q) \exp(-q^2 \ell^2/2), \\ \Delta &= \frac{1}{2\pi} \int dq q V_{tb}(q) F_{tb}(q) \exp(-q^2 \ell^2/2), \\ v &= \frac{1}{2\hbar} \sqrt{\frac{\rho e^2}{c}},\end{aligned}\quad (1)$$

where

$$c = \left[\frac{4\ell^2}{e^2} \int dq q [V_\sigma(0) - V_\sigma(q)] \exp(-q^2 \ell^2/2) \right]^{-1} \quad (2)$$

is the bilayer capacitance per unit area, and $V_\sigma(q) =$

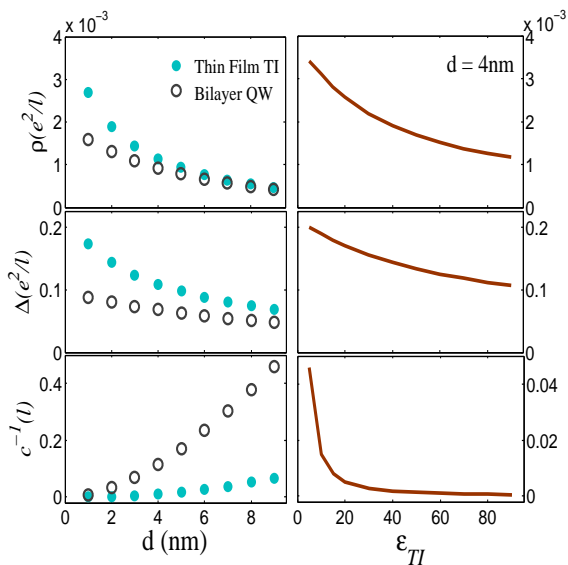


FIG. 1: Left panel: Superfluid density ρ , charge gap Δ , and the reciprocal of the capacitance per unit area c^{-1} as a function of TI thickness d . The solid dots were calculated with typical topological insulator parameters ($\epsilon_{TI} = 40$, $\epsilon_S = 10$, and $B = 10$ T) and the empty dots with GaAs double quantum well parameters. ρ and Δ are larger than in the double quantum well case in spite of the large value of ϵ_{TI} . The large TI dielectric constant enters however directly in the capacitance, and therefore in the superfluid sound velocity. Right panel: ρ , Δ and c^{-1} as functions of ϵ_{TI} for $d = 4$ nm. ρ and Δ are much more weakly dependent on ϵ_{TI} than is c^{-1} . The results in the right panel refer to the right vertical axis.

$(V_{tt}(q)F_{tt}(q) + V_{bb}(q)F_{bb}(q) - 2V_{tb}(q)F_{tb}(q))/4$. In these equations V_{tt} , V_{bb} and V_{tb} are respectively the interactions between two top surface electrons, two bottom surface electrons, and a top and a bottom surface electron. V_σ specifies the potential difference between surfaces generated by a charge transfer and the $F_{ab}(q)$ are form factors [42] which capture the influence of Landau-index dependent changes in single-particle wavefunction shape.

It turns out to be very important for TI properties to understand how the values of these characteristic parameters are influenced by the TI bulk dielectric-constant (ϵ_{TI}) which is expected to be large, and also by the substrate dielectric constant ϵ_S on which the film sits. An elementary calculation [43] yields the screened potentials (assuming the top surface is exposed to vacuum)

$$V_{tt}(q) = \frac{4\pi e^2}{qD(q)} [(\epsilon_{TI} + \epsilon_S) e^{qd} + (\epsilon_{TI} - \epsilon_S) e^{-qd}], \quad (3)$$

$$V_{tb}(q) = \frac{8\pi e^2}{qD(q)} \epsilon_{TI}, \quad (4)$$

and

$$V_{bb}(q) = \frac{4\pi e^2}{qD(q)} [(\epsilon_{TI} - 1) e^{qd} + (\epsilon_{TI} + 1) e^{-qd}], \quad (5)$$

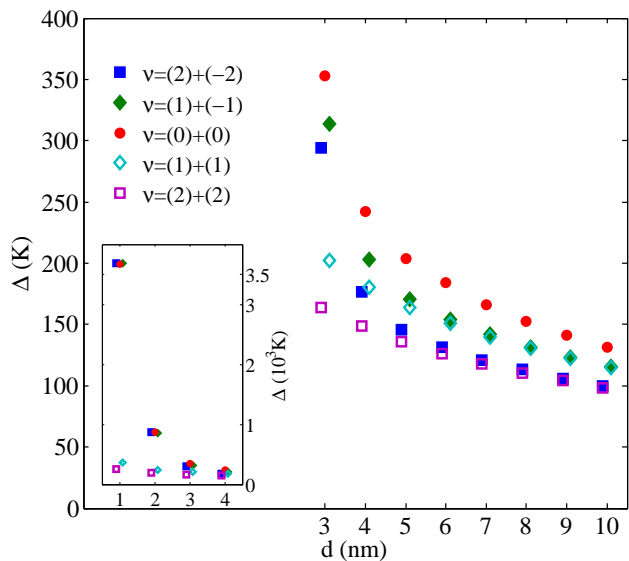


FIG. 2: Charge gap in Kelvin units as function of surface separation (TI thickness) for degenerate half-filled Landau levels. The gap values are larger than in the corresponding GaAs double-quantum well case. These results were obtained with dielectric constant parameters $\epsilon_{TI} = 40$ and $\epsilon_S = 10$ and magnetic field $B = 10$ T. The labels specify the filling factor contributions ν_t, ν_b from top and bottom surfaces (or equivalently the orbital label of the partially filled level). Inset: For samples thinner than 3nm single-particle tunneling grows rapidly and dominates the gap when $\nu_t = -\nu_b$. Note that the energy scale for the inset is larger and specified on the right axis.

where $D(q) = (\epsilon_{TI} + \epsilon_S)(\epsilon_{TI} + 1) e^{qd} + (\epsilon_{TI} - \epsilon_S)(1 - \epsilon_{TI}) e^{-qd}$. When the film thickness coherence criterion is satisfied, qd will generally be small when the integrands in Eqs. (1) are large. Setting $qd \rightarrow 0$ we find that V_{tb} , which appears in the expressions for the superfluid density and charge gap goes to $4\pi e^2/q(\epsilon_S + 1)$, unaffected by ϵ_{TI} . For ρ and Δ , this leads to a weak dependence on ϵ_{TI} shown in the right panel of Fig. 1. In semiconductor quantum wells, $V_{tb} \rightarrow 2\pi e^2/q\epsilon_S$, and therefore will tend to be, if anything, larger for TI thin films than for typical double quantum wells ($\epsilon_S \approx 10$). On the other hand $V_\sigma \rightarrow \pi e^2 d/\epsilon_{TI}$, which will tend to be strongly reduced in TI's compared to quantum wells, resulting in the suppression of c^{-1} (Fig. 1, lowest panel), and subsequently the phonon velocity v . In Fig. 1, we plot ρ , Δ , and the inverse capacitance c^{-1} for some sample thicknesses and dielectric constants.

TI Quantum Hall Superfluid Spectra—In Fig. 2 we plot the film thickness dependence of the charge gaps that appear in TI thin films when two half-filled Landau levels are degenerate. The gaps plotted in Fig. 2, evaluated including Landau level mixing [44], are in most cases only due to inter-surface interactions. The filling factor contribution from an individual surface when the $i = N$

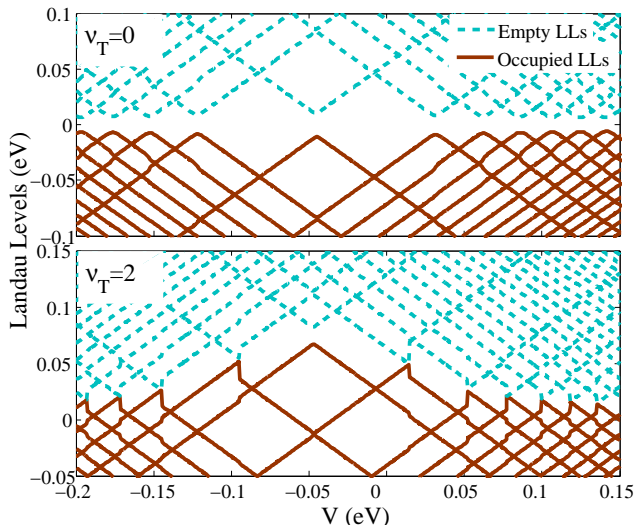


FIG. 3: Coulomb interaction modified Landau Levels for a TI thin film ($\epsilon_{TI} = 40$ and $\epsilon_S = 10$) of thickness $d = 4\text{nm}$ at $B = 10\text{T}$ as a function of external potential V . Gaps open at the Fermi level due to interaction effects at crossings between top and bottom layer Landau levels. At this thickness, single-particle tunneling is small compared to interaction induced gaps. In the top panel, corresponding to total filling factor $\nu_T = 0$, gaps associated with inter-surface coherence occur over a broad range of V values. In the bottom panel $\nu_t \neq -\nu_b$ so that the crossing Landau levels have different form factors in all but the case when $\nu_t = \nu_b$. For this reason, the $\nu_t \neq \nu_b$ crossings gaps are associated with Ising pseudospin order involving jumps in the charge distribution across layers.

Landau level is half filled is $\nu_{t,b} = N$, so the partial filling factors listed in the legend of Fig. 2 also specify the character of the partially occupied Landau level. For the special case of total filling factor $\nu_T = 0$ ($\nu_t = -\nu_b$) inter-surface hybridization contributes to the gap [45], but its size vanishes quickly with thickness becoming relatively unimportant for thicknesses exceeding around 3nm .

In Fig. 3 we illustrate the dependence of the full Landau-level spectrum, including Landau level mixing, on the potential difference between layers for a 4nm film thickness at both $\nu_T = 0$ and $\nu_T = 2$. Note that the $\nu_t, \nu_b = (n, -n)$ gaps are due to spontaneous interlayer coherence and decrease slowly in size with increasing n . This slow decrease can be traced to partial cancellation between a decrease in exchange integral magnitude with increasing N because of form factor effects, and an increase in supportive Landau-level mixing effects which are enhanced by decreasing Landau level spacing. Although the dependence illustrated here is $vs.$ Landau level index tuned by potential V at fixed field, a similar robustness in the n -dependence can be expected when indices are increased at fixed V by reducing the magnetic field strength. In the limit of zero field the inter-layer

coherence effect illustrated here reduces to zero-field bilayer exciton condensation [46–48]. For $\nu_T = 2$ ($\nu_t \neq \nu_b$) the gaps tend to be smaller and mean-field theory predicts Ising-like order in which charge is shifted between layers rather than inter-layer coherence. Ising like order is expected [2] because of the difference between the form factors of the crossing levels. For Ising order the inter-layer potential acts like an external field which couples to the order parameter. The jumps in the Landau level spectrum in the $\nu_T = 2$ panel are associated with pseudospin reversal near Landau level crossing points and reflect the hysteretic nature of the mean-field solutions in this case. (The spectra that are shown are for one V sweep direction.)

Discussion—There is at present great interest in the electronic properties of TI thin films with Fermi levels close to their surface state Dirac points. When electron-electron interactions are neglected and there is no electric potential drop across its bulk, a TI thin film has only odd integer quantum Hall plateaus originating from the half-quantized Hall effects on both surfaces. In this Letter we have demonstrated that even integer quantum Hall plateaus are also expected due to electron-electron interaction effects which lead to the formation of quantum Hall superfluid states. We know from experience with semiconductor quantum well bilayers that spontaneous coherence states are easily destroyed by disorder, particularly disorder which allows Landau level mixing, so these states should be most easily realized when the $N = 0$ Dirac Landau levels (which are widely separated from $N \neq 0$ levels) on both top and bottom surfaces are half-filled, *i.e.* at total Landau level filling factor $\nu_T = 0$.

The nature of the charged excitations that contribute to low-temperature transport in spontaneous coherence states depends on the strength of interlayer tunneling [20]. For TI thin films, tunneling is important only for $\nu_T = 0$ because of single-particle physics. When tunneling is not important ($\nu_T \neq 0$, or sample thicknesses exceeding about 3nm), the charged excitations are topological meron-antimeron pairs with layer polarization near their cores. In this regime we predict, owing to the larger values of ρ in TIs compared to quantum wells, that the Kosterlitz-Thouless phase transition will take place at higher temperatures than would be expected for quantum wells. As in the semiconductor bilayer case, disorder is expected to induce merons in the bilayer ground state, complicating all coherent state properties. In thinner TIs, the meron-antimeron pairs at $\nu_T = 0$ are transformed by tunneling into domain wall pseudospin textures and the sensitivity to disorder is reduced.

The transport phenomenology of $\nu_T = 0$ quantum Hall systems, which do not occur in semiconductor bilayers, is like that of magnetic field $B = 0$ bilayer exciton condensates [33] because the system no longer supports non-dissipative chiral edge conduction channels. The presence of a $\nu = 0$ gap is readily revealed by

low-temperature insulating behavior in standard transport measurements that contact the two surfaces independently to measure drag and counterflow current resistances. It seems likely that the experimental separate-contacting challenge could be met, and superfluid properties studied, if standard transport measurements revealed the formation of a $\nu = 0$ gap.

One important property of quantum Hall superfluids is that they tolerate potential differences between 2D surfaces which shift the condensate charge more to one layer than to the other. Spontaneous coherence and the associated condensation energy can be maintained while satisfying electrostatic requirements on charge density distributions. This property might explain some of the quantum Hall effects already observed in strained HgTe systems [49], which exhibit quantum Hall effects that are difficult to understand on the basis of independent behavior on isolated top and bottom TI surfaces. Strained HgTe is a three-dimensional TI with a small gap and should have independent Dirac-like 2D electron gases (2DEG) located at opposite sides of wide quantum wells. Because the quantum well thickness in these experiments exceeded the magnetic length by a factor of ~ 10 , the surprising quantum Hall effects discovered in these systems appear at first to occur at 2DEG separations that exceed the coherence limit. The TI surface states in this material are however spatially extended and could be peaked quite far from the wide quantum well edges, reducing the effective TI film thickness. In addition the same dielectric screening effects discussed here which increase the capacitance without substantially decreasing the charge gaps, also increase the layer separation at which coherence survives. For Bi_2X_3 TIs ($\text{X}=\text{Se}, \text{Te}$) we have estimated that the maximum d/ℓ ratio is increased by half compared to the GaAs case [38, 39]. Future work which accounts quantitatively for the orbital character of the topologically protected surface states in strained HgTe wide well TIs will be needed to explore the role of inter-surface coherence in this TI more fully.

DT and BL were supported by One-Time Research and Research Enhancement Program grants, respectively, from TSU. BL also acknowledges computational support from High Performance Computing Group at TSU. AHM was supported by the Welch Foundation under Grant No. TBF1473, by NRISWAN, and by DOE Division of Materials Sciences and Engineering Grant No. DEFG03-02ER45958. EMH was supported by DFG grant HA5893/1-1.

[1] H. A. Fertig, Phys. Rev. B **40**, 1087 (1989).
 [2] T. Jungwirth and A. H. MacDonald, Phys. Rev. B **63**, 035305 (2000).
 [3] X.-G. Wen and A. Zee, Phys. Rev. Lett. **69**, 1811 (1992).
 [4] A. H. MacDonald, Physica B: Condensed Matter **298**,

129 (2001).
 [5] A. H. MacDonald, P. M. Platzman, and G. S. Boebinger, Phys. Rev. Lett. **65**, 775 (1990).
 [6] A. H. MacDonald and E. H. Rezayi, Phys. Rev. B **42**, 3224 (1990).
 [7] K. Moon *et al.*, Phys. Rev. B **51**, 5138 (1995).
 [8] J. P. Eisenstein and A. H. MacDonald, Nature **432**, 691 (2004).
 [9] S. Q. Murphy *et al.*, Phys. Rev. Lett. **72**, 728 (1994).
 [10] I. B. Spielman *et al.*, Phys. Rev. Lett. **84**, 5808 (2000).
 [11] E. Tutuc *et al.*, Phys. Rev. Lett. **91**, 076802 (2003).
 [12] E. Tutuc, M. Shayegan, and D. A. Huse, Phys. Rev. Lett. **93**, 036802 (2004).
 [13] R. D. Wiersma *et al.*, Phys. Rev. Lett. **93**, 266805 (2004).
 [14] I. B. Spielman *et al.*, Phys. Rev. B **70**, 081303 (2004).
 [15] L. Tiemann *et al.*, Phys. Rev. B **77**, 033306 (2008).
 [16] A. D. K. Finck *et al.*, Phys. Rev. B **78**, 075302 (2008).
 [17] A. R. Champagne *et al.*, Phys. Rev. B **78**, 205310 (2008).
 [18] L. Tiemann *et al.*, Phys. Rev. B **80**, 165120 (2009).
 [19] Z. F. Ezawa, Phys. Rev. B **51**, 11152 (1995).
 [20] K. Yang *et al.*, Phys. Rev. B **54**, 11644 (1996).
 [21] L. Balents and L. Radzihovsky, Phys. Rev. Lett. **86**, 1825 (2001).
 [22] A. Stern *et al.*, Phys. Rev. Lett. **86**, 1829 (2001).
 [23] M. M. Fogler and F. Wilczek, Phys. Rev. Lett. **86**, 1833 (2001).
 [24] Y. N. Joglekar and A. H. MacDonald, Phys. Rev. Lett. **87**, 196802 (2001).
 [25] A. Stern and B. I. Halperin, Phys. Rev. Lett. **88**, 106801 (2002).
 [26] A. A. Burkov and A. H. MacDonald, Phys. Rev. B **66**, 115320 (2002).
 [27] M. Abolfath, A. H. MacDonald, and L. Radzihovsky, Phys. Rev. B **68**, 155318 (2003).
 [28] R. L. Jack, D. K. K. Lee, and N. R. Cooper, Phys. Rev. Lett. **93**, 126803 (2004).
 [29] H. A. Fertig and G. Murthy, Phys. Rev. Lett. **95**, 156802 (2005).
 [30] E. Rossi, A. S. Núñez, and A. H. MacDonald, Phys. Rev. Lett. **95**, 266804 (2005).
 [31] R. Khomeriki *et al.*, The European Physical Journal B - Condensed Matter and Complex Systems **51**, 421 (2006).
 [32] D. V. Fil and S. I. Shevchenko, Low Temperature Physics **33**, 780 (2007).
 [33] J.-J. Su and A. H. MacDonald, Nature Physics **4**, 799 (2008).
 [34] B. Roosta *et al.*, Phys. Rev. Lett. **101**, 046804 (2008).
 [35] J. Sun *et al.*, Phys. Rev. B **81**, 195314 (2010).
 [36] D. Pesin and A. MacDonald, arXiv:1103.1383.
 [37] T. Hyart and B. Rosenow, arXiv:1011.5684.
 [38] P. Giudici *et al.*, Phys. Rev. Lett. **100**, 106803 (2008).
 [39] A. D. K. Finck *et al.*, Phys. Rev. Lett. **104**, 016801 (2010).
 [40] X.-L. Qi and S.-C. Zhang, Physics Today **63**, 33 (2010).
 [41] M. Z. Hasan and C. L. Kane, Rev. Mod. Phys. **82**, 3045 (2010).
 [42] K. Nomura and A. H. MacDonald, Phys. Rev. Lett. **96**, 256602 (2006).
 [43] R. E. V. Profumo *et al.*, Phys. Rev. B **82**, 085443 (2010).
 [44] D. Tilahun and A. H. MacDonald, *in preparation*.
 [45] A. A. Zyuzin and A. A. Burkov, Phys. Rev. B **83**, 195413 (2011).
 [46] H. Min *et al.*, Phys. Rev. B **77**, 041407 (2008).
 [47] B. Seradjeh, J. E. Moore, and M. Franz, Phys. Rev. Lett.

103, 066402 (2009).
[48] G. Y. Cho and J. E. Moore, arXiv:1105.3017.

[49] C. Brüne *et al.*, Phys. Rev. Lett. **106**, 126803 (2011).