

Nonlinear superposition of direct and inverse cascades in two-dimensional turbulence forced at large and small scales

Massimo Cencini,¹ Paolo Muratore-Ginanneschi,² and Angelo Vulpiani³

¹*Istituto dei Sistemi Complessi, Consiglio Nazionale delle Ricerche, Via dei Taurini 19, I-00185 Rome, Italy*

²*Department of Mathematics and Statistics, University of Helsinki, P B 68 Helsinki 00014, Finland*

³*Dipartimento di Fisica, University "Sapienza", Piazzale A. Moro 2, 00185 Rome Italy*

We inquire the properties of $2d$ Navier-Stokes turbulence simultaneously forced at small and large scales. The background motivation comes by observational results on atmospheric turbulence. We show that the velocity field is amenable to the sum of two auxiliary velocity fields forced at large and small scale and exhibiting a direct-ensrophy and an inverse-energy cascade, respectively. Remarkably, the two auxiliary fields reconcile universal properties of fluxes with positive statistical correlation in the inertial range.

PACS numbers: 47.27.E-

Turbulence represents a tantalizing nonequilibrium system characterized by cascade processes which, as typical in statistical physics, strongly depends on space dimensionality. In $d=3$, kinetic energy, injected at large scales, goes toward smaller ones with positive and constant flux (\approx energy-injection rate ϵ), until is dissipated by molecular diffusion [1]. Between the injection and dissipative scales, the energy spectrum behaves as a power-law $E(k) \approx \epsilon^{2/3} k^{-5/3}$. In $d=2$, ideal (inviscid and unforced) fluids preserve both energy $\prec v^2 \succ / 2$ and square vorticity (ensrophy) $\prec \omega^2 \succ / 2$ ($\omega = \nabla \times \mathbf{v}$). On this basis, Kraichnan [2] predicted that sustaining the flow at a single scale ℓ_f ($\sim k_f^{-1}$), with energy (ensrophy) injection rate ϵ ($\eta = \epsilon k_f^2$), generates a double cascade of ensrophy downscale ($< \ell_f$) and of energy upscale ($> \ell_f$). He also predicted two power laws for the energy spectrum: $E(k) \approx \eta^{2/3} k^{-3}$ (but for log-corrections [3]) in the direct ensrophy cascade range; $E(k) \approx \epsilon^{2/3} k^{-5/3}$ for the inverse energy cascade. The direct cascade, with a positive ensrophy flux ($\approx \eta$), ends at the dissipative scale. Whilst, in an unbounded domain, the inverse cascade proceeds undisturbed, with a negative energy flux ($\approx -\epsilon$), unless large-scale friction stops it at a scale $\gg \ell_f$ [4]. For a recent numerical study of the dual cascade see [5].

In $3d$ -layers, as the atmosphere, both $3d$ and $2d$ -phenomenology can be relevant depending on the aspect ratio, the injection and observation scales [6–8]. Aircraft measurements [9, 10] of atmospheric-winds revealed that horizontal energy spectra at the troposphere end (at $\approx 10\text{Km}$ altitude) display two power-laws: $E(k) \propto k^{-5/3}$ at wave-numbers in the mesoscales ($\approx 10\text{--}500\text{Km}$); $E(k) \propto k^{-3}$ at synoptic scales ($\approx 500\text{--}3,000\text{Km}$). Though, $2d$ phenomenology should dominate at scales larger than the troposphere thickness [11], measured spectra display the steeper and shallower power-laws in reverse order with respect to Kraichnan's scenario. To complicate the picture, the energy flux seems to be positive at $10\text{--}100\text{Km}$ [12], suggesting a $3d$ -like direct energy cascade, though the involved scales may be too large.

In the $2d$ -framework, on which we focus here, sev-

eral explanations for the observed spectra have been proposed. Interpreting the synoptic -3 spectrum as an ensrophy cascade, forced by instabilities of the horizontal motion at the planetary scale ($\sim 10^4\text{Km}$) [11], the $-5/3$ mesoscales spectrum may result: from a $2d$ -inverse energy cascade forced by convection driven by thermal gradients in the troposphere [13–15]; or, less likely [10, 16], from gravity waves [17, 18]. Interpreting the $-5/3$ spectrum as a convection-driven $2d$ -inverse energy cascade, the steeper synoptical spectrum may result from large-scale coherent structures due to forcing [19] or to energy condensation at the planetary scale [19, 20]. Interestingly, such coherent motions may mask the underlying inverse cascade inducing a positive energy-flux [19], which could explain observations [12]. Other proposed mechanisms (not discussed here) consider $3d$ or quasi- $2d$ scenarios accounting for stratification and other effects [21–23].

In this Letter we focus on $2d$ turbulence forced at two, well separated, scales with the aim of understanding the interplay of oppositely directed cascades in the same range of scales. We thus consider the $2d$ incompressible Navier-Stokes equation, which for the vorticity ω reads

$$\partial_t \omega + \mathbf{v} \cdot \nabla \omega = -\nu_p (-\Delta)^p \omega - \alpha_q (-\Delta)^q \omega + f_L + f_\ell, \quad (1)$$

$\mathbf{v} = \nabla^\perp \psi = (\partial_y \psi, -\partial_x \psi)$ is the velocity, and ψ the stream function ($\Delta \psi = -\omega$). The hyperviscous (hypofriction) term removes ensrophy (energy) at small (large) scales generalizing standard dissipation $p = 1$ (Ekman friction $q = 0$). In direct numerical simulations (DNS), such generalizations provide for extended inertial ranges. We use $p = 8$ and $q = 1$; tests with different values have been also performed. The forcings f_L and f_ℓ act at separate scales $L \gg \ell$, injecting energy at scale ℓ and ensrophy scale L , at independent rates ϵ and η , respectively. We used two independent random, zero-mean Gaussian processes restricted to a narrow band in Fourier space $k \in [k_{i1}, k_{i2}]$ (with $i = \ell, L$) centered at $k_L \sim 1/L$ and $k_\ell \sim 1/\ell$, with correlation $\langle \hat{f}_i(\mathbf{k}, t) \hat{f}_j(\mathbf{k}', t) \rangle = F_i \delta_{ij} \delta(t-t') \delta(\mathbf{k} + \mathbf{k}') \Theta(k - k_{i1}) \Theta(k_{i2} - k)$, Θ being the Heaviside step function. In the

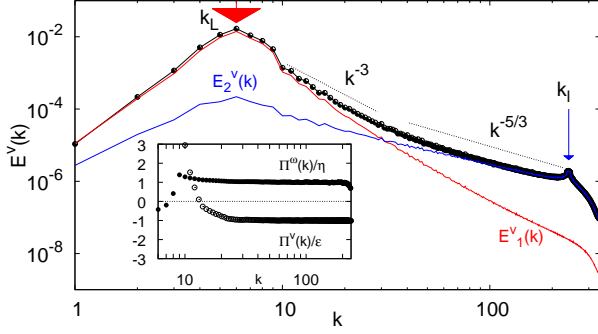


FIG. 1. (color online) Average energy spectrum $E_v(k)$ (symbols). $E_{1,2}^v(k)$ labels the energy spectra associated to the auxiliary velocities $\mathbf{v}_{1,2}$ and suggests a direct (inverse) cascade for \mathbf{v}_1 (\mathbf{v}_2), see text. Arrows mark the forcing bands at $k_L \approx 7$ and $k_\ell \approx 240$. Dotted lines show the slopes -3 and $-5/3$. Inset: energy $\Pi^v(k)$ and enstrophy $\Pi^\omega(k)$ fluxes normalized by their average values (ϵ and η , resp.). DNS of Eqs. (1-3) were done with a standard 2/3-dealiased, pseudospectral method with 1024^2 collocation points.

sequel, we ignore the behavior at scales larger (smaller) than L (ℓ) as damped by hypofriction (dissipation).

In Ref. [16], to explain the observed universality of atmospheric spectra, it was conjectured that the two sources may not be independent. However, large and small scale excitations originate from different physical processes [11] characterized by separate timescales (small-scale convection being faster), which makes a compelling case for assuming them as essentially independent. Within the independent-source model, spectral universality can be ascribed to that of the inverse-cascade [4]. In [14, 16] it was also hypothesized that oppositely directed cascades could not coexist unless a sink between the forcing scales was present. Lilly [15], using closure theories, showed that there is no need of such sink. Maltrud and Vallis [24] made, as far as we know, the first and unique numerical study of Eq. (1), providing evidence of two overlapping cascades. This is confirmed by Fig. 1 which shows that the energy spectrum $E_v(k)$ displays the basic features of the atmospheric one. Moreover, enstrophy $\Pi^\omega(k)$ and energy $\Pi^v(k)$ fluxes are constant with opposite signs ($\Pi^\omega(k) > 0$ and $\Pi^v(k) < 0$) meaning that direct enstrophy and inverse energy cascades superimpose, apparently undisturbed, in the same range $[k_L : k_\ell]$. We show below that, remarkably, the superposition is realized maintaining non-trivial correlations between the degrees of freedom associated to the two cascades.

To scrutinize this superposition we propose a decomposition able to disentangle the two cascades, by evolving in parallel with Eq. (1) two auxiliary equations

$$\partial_t \omega_L + \mathbf{v} \cdot \nabla \omega_L = -\nu_p (-\Delta)^p \omega_L - \alpha_q (-\Delta)^{-q} \omega_L + f_L \quad (2)$$

$$\partial_t \omega_\ell + \mathbf{v} \cdot \nabla \omega_\ell = -\nu_p (-\Delta)^p \omega_\ell - \alpha_q (-\Delta)^{-q} \omega_\ell + f_\ell \quad (3)$$

where \mathbf{v} is the same as in Eq. (1). Since f_L and f_ℓ in (2-3) are the same realizations of the forcings in (1),

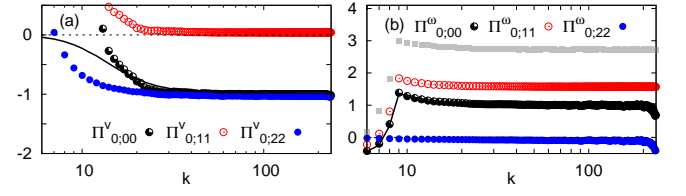


FIG. 2. (color online) Dynamical fluxes of (a) energy $\Pi_{0,jj}^v(k)$ and (b) enstrophy $\Pi_{0,jj}^\omega(k)$ (defined in [27]). Grey symbols in (b) refer to passive scalar flux Π^θ , see text (Cfr. Eq.(10)). The solid curves show energy and enstrophy fluxes obtained by integrating (2) with $f_L = 0$ (a) or $f_\ell = 0$ (b), their superposition to $\Pi_{0,00}^v$ and $\Pi_{0,00}^\omega$, resp. further demonstrates the cascades overlap when both forcings are present. Notice that $\Pi_{0,22}^v \approx \Pi_{0,00}^v < 0$ and $\Pi_{0,11}^v \approx 0$ making evident that \mathbf{v}_2 are the degrees of freedom associated to the inverse cascade. Similar considerations apply to vorticity, though $\Pi_{0,11}^\omega > \Pi_{0,00}^\omega$, which will be discussed later in relation to Fig. 4.

$\omega_{L,\ell}$ are two “active” pseudo-scalar fields [25], such that $\omega = \omega_L + \omega_\ell$ and $\mathbf{v} = \mathbf{v}_L + \mathbf{v}_\ell$ [26], with $\mathbf{v}_{L,\ell} = \nabla^\perp \psi_{L,\ell}$ ($\Delta \psi_{L,\ell} = -\omega_{L,\ell}$) incompressible. In the sequel, we adopt the notation $\mathbf{v} \equiv \mathbf{v}_0$, $\omega \equiv \omega_0$, $\mathbf{v}_{L,\ell} \equiv \mathbf{v}_{1,2}$ and $\omega_{L,\ell} \equiv \omega_{1,2}$.

The behavior of the energy spectra (Fig. 1) and the fluxes (Fig. 2) associated to the auxiliary fields suggest the identification of the components $\mathbf{v}_{1,2}$ as the carriers of the degrees of freedom mainly associated to, respectively, the direct and the inverse cascade. We can substantiate this observation using the energy balance (Kármán-Howarth-Monin) equations [1]). Namely, if we consider the generalized third order structure-tensor

$$\mathcal{S}_{ijk}^{\alpha_i \alpha_j \alpha_k}(\mathbf{r}) = \langle \delta v_i^{\alpha_i}(\mathbf{r}, t) \delta v_j^{\alpha_j}(\mathbf{r}, t) \delta v_k^{\alpha_k}(\mathbf{r}, t) \rangle \quad (4)$$

with $\delta \mathbf{v}_i(\mathbf{r}, t) \equiv \mathbf{v}_i(\mathbf{r}, t) - \mathbf{v}_i(\mathbf{0}, t)$, combining the standard assumptions of inertial range translational and parity invariance with the incompressibility of the fields \mathbf{v}_i allows us to couch the expansion of (4) into the general form

$$\mathcal{S}_{ijk}^{\alpha_i \alpha_j \alpha_k}(\mathbf{r}) = \sum_{n=0,1} r^{2n} P_{ijk} \{ r^{\alpha_i} A_{\{i[jk]:n\}} \delta^{\alpha_j \alpha_k} \} - \frac{2}{3} P_{ijk} \{ A_{\{i[jk]:n\}} \} r^{\alpha_i} r^{\alpha_j} r^{\alpha_k} + o(r^3), \quad (5)$$

with shorthand notation for summation over cyclic permutations, $P_{ijk} \{ O_{ijk} \} \equiv O_{ijk} + O_{jki} + O_{kij}$ for any O . The constants $A_{\{i[jk]:n\}} = A_{\{i[kj]:n\}}$, in general, depend on the full statistics of the solution of Eqs. (1-3).

A modern formulation of Kraichnan’s theory is epitomized by three hypotheses [28]: existence of steady state for Galilean invariant statistical indicators; smoothness at finite viscosity; absence of dissipative anomaly in the kinetic energy balance. Under these hypotheses it is possible to solve the Kármán-Howarth-Monin equations in the range $\ell \ll r \ll L$. In the ideal limit of infinite volume at vanishing hypofriction ($\alpha_q = 0$), the solution imposes dynamics-grounded constraints on the constants

$$A_{\{0[jk]:0\}} + P_{0jk} \{ A_{\{0[jk]:0\}} \} = 2\epsilon (\delta_{j0} + \delta_{j2})(\delta_{k0} + \delta_{k2}) \quad (6)$$

$$A_{\{0[jk]:1\}} + \frac{1}{3} P_{0jk} \{ A_{\{0[jk]:1\}} \} = \frac{1}{4} \eta (\delta_{j0} + \delta_{j1})(\delta_{k0} + \delta_{k1}). \quad (7)$$

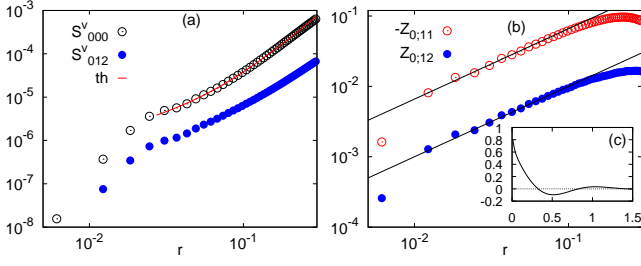


FIG. 3. (color online) 3^{rd} structure functions: (a) for velocity $S_{000}^L(r)$ compared with the prediction (8) (solid red line) and $S_{012}^L(r)$; (b) for vorticity $-Z_{0;11}(r) \equiv -\mathbf{r} \cdot \mathcal{Z}_{0;11}(\mathbf{r})/r$ and $Z_{0;12}(r)$, the black lines show linear behavior in r . The negative linear behavior of $Z_{0;11}(r)$ links to the direct cascade of $\prec \omega_1^2 \succ$. The inset (c) displays the correlation function $C_{12}^\omega(r) = \prec \omega_1(0)\omega_2(\mathbf{r}) \succ$. Notice that the behaviors of $Z_{0;12}(r)$ (which should vanish in the ideal limit) and of $C_{12}^\omega(r)$ are evidences of the sensitivity of directly cascading degrees of freedom to the hypofriction, see text (Cfr. Eq. (9)).

Conversely, for $A_{\{i[jk]:\{0,1\}\}}$ with $i = 1, 2$ no dynamical constraints can be imposed. Thus, in general, the quantities \mathcal{S}_{0jk} are associated to dynamical fluxes, while \mathcal{S}_{1jk} and \mathcal{S}_{2jk} only provide statistical information, and will dubbed “statistical” fluxes. Eqs. (5-7) recover the 3^{rd} -order longitudinal structure function derived in Ref. [10]:

$$S_{000}^L(r) \equiv r_{\alpha_1} r_{\alpha_2} r_{\alpha_3} S_{000}^{\alpha_1 \alpha_2 \alpha_3}(r)/r^3 = \frac{3}{2}\epsilon r + \frac{1}{8}\eta r^3, \quad (8)$$

which is numerically very well satisfied (Fig. 3a). Interestingly, other quantities deviate from the ideal limit prediction (e.g $S_{012}^L(r) = 0$ is not reproduced by data, see Fig. 3a). As discussed below, similar issues are present for 3^{rd} -order quantities associated to ω_i ($i = 0, 1, 2$). The deviations from ideal-limit predictions should be ascribed to the finiteness of the simulation domain, where the presence of hypofriction stymies the derivation of neat relations such as (7). The $A_{\{\dots;1\}}$ ’s become coupled to the infra-red component of the kinetic energy hinting at a more non-local and less universal behavior of the enstrophy cascade. This fact relates to non-trivial correlations existing between the degrees of freedom associated to the two cascades. The importance of such correlations can be quantified by comparing the “statistical” fluxes $\Pi_{1;jj}^{v,\omega}(k)$ and $\Pi_{2;jj}^{v,\omega}(k)$ (with $j = 0, 1, 2$), defined in [27], with the “dynamical” fluxes $\Pi_{0;jj}^{v,\omega}$ ’s (for $j = 0, 1, 2$), which are imposed by energy balance. As shown in Fig. 4, two phenomena stand out.

Whilst $\Pi_{0;00}^v \simeq \Pi_{0;22}^v < 0$ (Fig. 2a) validates the identification of \mathbf{v}_2 as the degrees of freedom associated to the inverse cascade, the left panels of Fig. 4 show that $\Pi_{1;00}^v < 0$ ($\Pi_{1;22}^v < 0$) with intensity comparable to that of $\Pi_{2;00}^v$ ($\Pi_{2;22}^v$) and thus indicates that \mathbf{v}_1 contributes to the inverse cascade of the total field \mathbf{v}_0 . This may appear, at first glance, surprising in consideration of the observed absence of flux of kinetic energy of \mathbf{v}_1 ($\Pi_{i;11}^v \simeq 0$ for any i). The non-intuitive and, possibly, non-universal behavior

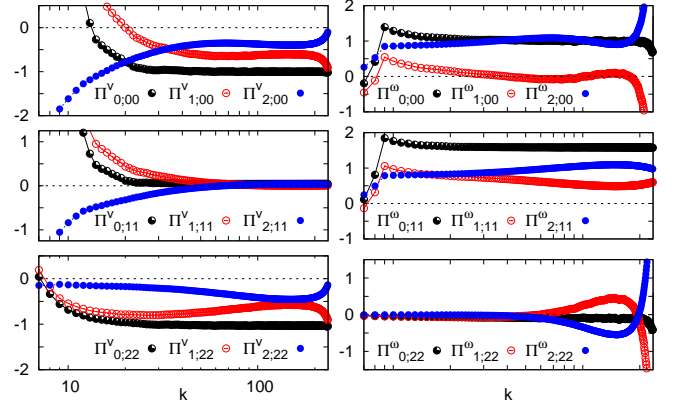


FIG. 4. (color online) Fluxes of energy and enstrophy defined in [27]: (Left) energy fluxes $\Pi_{i;jj}^v$ of \mathbf{v}_j ($j = 0, 1, 2$ from top to bottom) due to the transport by \mathbf{v}_i ($i = 0$ black semifilled circles, $i = 1$ red empty circles, $i = 2$ blue filled circles); (Right) Enstrophy fluxes $\Pi_{i;jj}^\omega$: panels, symbols and colors follow the same convention of Left panel.

of the statistical energy fluxes $\Pi_{i;jj}^v$ ($i = 1, 2$) is, however, a consequence of their dependence on the full statistics. Similar considerations apply to enstrophy fluxes, with the roles of \mathbf{v}_1 and \mathbf{v}_2 exchanged (Fig. 4 right).

The second phenomenon appertains to the relative intensity of enstrophy fluxes. The ideal-limit energy-balance predictions (6-7) suggest $\Pi_{0;00}^\omega \simeq \Pi_{0;11}^\omega > 0$ with $\Pi_{0;22}^\omega \simeq 0$. The right panels of Fig. 4 confirm the latter prediction coherently with the interpretation of \mathbf{v}_2 as the carrier of the inverse cascade degrees of freedom. They also show that the “dynamical” enstrophy flux $\Pi_{0;11}^\omega$ is significantly enhanced with respect to $\Pi_{0;00}^\omega$ (see also Fig. 2b). The phenomenon can be regarded as a consequence of the alleged fact that the main contribution to \mathbf{v}_1 comes from the degrees of freedom of \mathbf{v}_0 undergoing the direct cascade and of the stronger sensitivity of this latter to non-local effects. In order to substantiate the claim we inspected the equations governing the correlation functions $\mathcal{C}_{ij}^\omega(\mathbf{r}) = \prec \omega_i(0)\omega_j(\mathbf{r}) \succ$. From the energy balance in the presence of hypofriction together with the assumption of inverse cascading \mathbf{v}_2 (i.e. $\Pi_{0;22}^\omega \sim 0$ with $\alpha_q(-\Delta)^q \mathcal{C}_{22}^\omega(\mathbf{0}) = F_\ell = \prec f_\ell^2 \succ$) we derived that

$$\begin{aligned} \Pi_{0;11}^\omega - \Pi_{0;00}^\omega &= \frac{1}{2}\alpha_q(-\Delta)^q(\mathcal{C}_{00}^\omega - \mathcal{C}_{11}^\omega)(\mathbf{0}) - F_\ell \\ &+ O(kL)^\gamma \simeq \alpha_q(-\Delta)^q \mathcal{C}_{12}^\omega(\mathbf{0}) + O(kL)^\gamma \end{aligned} \quad (9)$$

for some $\gamma > 0$, as enstrophy is bounded [29]. Eq. (9) evinces the non-local nature of the enstrophy transfer. Its positive value implies that the correlation $\mathcal{C}_{12}^\omega(r)$ must be also positive in the inertial range, as confirmed in Fig. 3c. In terms of the vorticity structure functions $\mathcal{Z}_{ijk}(\mathbf{r}) \equiv \prec \delta \mathbf{v}_i(r) \delta \omega_j(\mathbf{r}) \delta \omega_k(\mathbf{r}) \succ$, Eq. (9) translates into $Z_{0;12}(r) = \mathbf{r} \cdot \mathcal{Z}_{0;12}(r)/r > 0$ with linear dependence on r (as shown in Fig. 3b), while it should be 0 in the ideal limit. To further elucidate the enhancement of $\Pi_{0;11}^\omega$ with respect

to $\Pi_{0;00}^\omega$, it is instructive to liken the ultra-violet behavior of the vorticity ω_1 to that of a passive scalar θ evolving in the same velocity field, as in Ref. [30]:

$$\partial_t \theta + \mathbf{v} \cdot \nabla \theta = -\nu_p (-\Delta)^p \theta - \alpha_q (-\Delta)^{-q} \theta + f'_L \quad (10)$$

Here, the large-scale forcing f'_L has the same statistics of that used in (2) but with independent realizations, ensuring that θ is a passive scalar [25]. Flow incompressibility brings about a scalar energy $\prec \theta^2 \succ / 2$ cascade to smaller scales, and similarly to Eq. (9), by energy balance, we have

$$\Pi^\theta - \Pi_{0;00}^\omega \simeq \alpha_q (-\partial_x^{-2})^q (\mathcal{C}_{00}^\omega - \mathcal{C}^\theta)(\mathbf{0})/2 + O(kL)^{\gamma'} \quad (11)$$

for some positive γ' , where $\mathcal{C}^\theta(\mathbf{r}) = \prec \theta(\mathbf{r}, t) \theta(\mathbf{0}, t) \succ$. We expect the difference in (11) to be positive as the infra-red content of \mathcal{C}_{00}^ω is “fattened” by the inverse energy transfer at $k < k_L$. As shown in Fig. 2b, the comparison between the passive scalar energy flux, Π^θ , with the entropy flux, $\Pi_{0;00}^\omega$ validates this prediction. The inference is that the same phenomenon underlies the positive sign of (9).

Summarizing, we showed that 2d-turbulence sustained by a large and a small scale forcing gives rise in between the sources to an inertial range where a direct and an inverse cascade co-exist and overlap. We also showed that there exists a natural decomposition of the Navier-Stokes field compartmentalizing the degrees of freedom associated to the direct and inverse cascade in two auxiliary velocity fields, obtained considering a single large and small scale source, respectively. Although these auxiliary fields satisfy energy balance relations as if they were independent, actually they are not and exhibit non-trivial correlations pinpointed by the inspection of third order statistics of “statistical” objects, evading the energy balance relations. In contrast to the settings used here, realistic forcings in the atmosphere should be time-correlated, with the large-scale excitation being slower than the small-scale one. Provided the forcings are independent with separate spatial and temporal scale the picture presented here should remain essentially unaltered. However, a slow large-scale forcing may induce coherent motions that, as argued in Ref. [19], can change the sign of the (total) energy flux and thus mask the inverse cascade process, which may explain observations [12].

We conclude with a theoretical remark. The decomposition in terms of auxiliary velocity fields here proposed can be straightforwardly generalized to $2d$ Navier-Stokes equations with an energy input distributed over different scales. In this perspective, the cascade overlap of the two sources model, here investigated, evinces the physical mechanism for why Kraichnan theory applies also in the presence of power-law sources and, consequently, for the inability of renormalization group approach to correctly predict Navier-Stokes energy spectra [31], even in what may seem a priori a perturbative regime.

PMG acknowledges support from the Finnish Academy CoE “Analysis and Dynamics” and from KITP (grant No. NSF PHY05-51164).

-
- [1] U. Frisch, *Turbulence: the legacy of AN Kolmogorov* (Cambridge University Press, 1995).
 - [2] R. H. Kraichnan, Phys. Fluids **10**, 1417 (1967).
 - [3] R. Kraichnan, J. Fluid Mech. **47**, 525 (1971).
 - [4] G. Boffetta, A. Celani, and M. Vergassola, Physical Review E **61**, 29 (2000).
 - [5] G. Boffetta and S. Musacchio, Phys. Rev. E **82**, 016307 (2010).
 - [6] L. Smith, J. Chasnov, and F. Waleffe, Phys. Rev. Lett. **77**, 2467 (1996).
 - [7] A. Celani, S. Musacchio, and D. Vincenzi, Phys. Rev. Lett. **104**, 184506 (2010).
 - [8] H. Xia, D. Byrne, G. Falkovich, and M. Shats, Nature Phys. **7**, 321 (2011).
 - [9] G. Nastrom, K. Gage, and W. Jasperson, Nature **310**, 36 (1984).
 - [10] E. Lindborg, J. Fluid Mech. **388**, 259 (1999).
 - [11] G. Vallis, *Atmospheric and oceanic fluid dynamics: fundamentals and large-scale circulation* (Cambridge University Press, 2006).
 - [12] J. Cho and E. Lindborg, J. Geophys. Res. **106**, 223 (2001).
 - [13] K. Gage, J. Atmos. Sci. **36**, 1950 (1979).
 - [14] M. Folkmar Larsen, M. Kelley, and K. Gage, J. Atmos. Sci. **39**, 1035 (1982).
 - [15] D. Lilly, J. Atmos. Sci. **46**, 2026 (1989).
 - [16] K. Gage and G. Nastrom, J. Atmos. Sci. **43**, 729 (1986).
 - [17] E. Dewan, Science **204**, 832 (1979).
 - [18] T. VanZandt, Geophys. Res. Lett. **9**, 575 (1982).
 - [19] H. Xia, H. Punzmann, G. Falkovich, and M. Shats, Phys. Rev. Lett. **101**, 194504 (2008).
 - [20] L. Smith and V. Yakhot, J. Fluid Mech. **274**, 115 (1994).
 - [21] E. Lindborg, J. Fluid Mech. **550**, 207 (2006).
 - [22] Y. Kitamura and Y. Matsuda, Geophys. Res. Lett. **33**, L05809 (2006).
 - [23] R. Tulloch and K. Smith, Proc. Natl. Acad. Sci. **103**, 14690 (2006).
 - [24] M. Maltrud and G. Vallis, J. Fluid Mech. **228**, 321 (1991).
 - [25] A. Celani, M. Cencini, A. Mazzino, and M. Vergassola, Phys. Rev. Lett. **89**, 234502 (2002), New J. Phys., **6**, 72 (2004).
 - [26] In simulations it is enough to integrate Eqs.(1) and (2) and obtain ω_ℓ by subtraction.
 - [27] $\Pi_{i;jj}^v(k) = \int_{q>k} \frac{d^2 q}{(2\pi)^2} \int_{\mathbb{R}^2} d\mathbf{r} e^{-i\mathbf{q}\cdot\mathbf{r}} \nabla_\alpha \mathcal{S}_{ijj}^{\alpha\beta\beta}(\mathbf{r})$, and $\Pi_{i;jj}^\omega(k) = \int_{q>k} \frac{d^2 q}{(2\pi)^2} \int_{\mathbb{R}^2} d\mathbf{r} x e^{-i\mathbf{q}\cdot\mathbf{r}} \nabla_\alpha (-\Delta) \mathcal{S}_{ijj}^{\alpha\beta\beta}(\mathbf{r})$, with Einstein convention on repeated Greek indices. Note that, by construction, $\Pi_{1;jj}^{v,\omega} + \Pi_{2;jj}^{v,\omega} = \Pi_{0;jj}^{v,\omega}$ for any j .
 - [28] D. Bernard, Phys. Rev. E **60**, 6184 (1999).
 - [29] D. Bernard, Europhys. Lett. **50**, 333 (2000).
 - [30] G. Boffetta, A. Celani, S. Musacchio, and M. Vergassola, Phys. Rev. E **66**, 026304 (2002).
 - [31] A. Mazzino, P. Muratore-Ginanneschi, and S. Musacchio, Phys. Rev. Lett. **99**, 144502 (2007), JSTAT, P10012 (2009).