

Sterile neutrino decay as a common origin for LSND/MiniBooNe and T2K excess events

S.N. Gninenko

Institute for Nuclear Research, Moscow 117312

(Dated: October 21, 2019)

We point out that the excess of electron-like neutrino events recently observed by the T2K collaboration may have a common origin with the similar excess events previously reported by the LSND and MiniBooNE experiments and interpreted as a signal from the radiative decays of a sterile neutrino with the mass around 50 MeV.

PACS numbers: 14.80.-j, 12.60.-i, 13.20.Cz, 13.35.Hb

Over the past 10 years there is a puzzle of the 3.8σ event excess observed by the LSND collaboration [1]. This excess originally interpreted as a signal from $\bar{\nu}_\mu \rightarrow \bar{\nu}_e$ oscillations was not confirmed by further measurements from the similar KARMEN experiment [2]. The MiniBooNE experiment, designed to examine the LSND effect, also found no evidence for $\nu_\mu \rightarrow \nu_e$ oscillations. However, an anomalous excess of low energy electron-like (e-like) events in quasi-elastic neutrino events has been observed [3]. New MiniBooNE results from a search for $\bar{\nu}_\mu \rightarrow \bar{\nu}_e$ oscillations also show an excess of events, which has a small probability to be identified as the background-only events [4]. The data are found to be consistent with $\bar{\nu}_\mu \rightarrow \bar{\nu}_e$ oscillations in the 0.1 eV^2 range and with the evidence for antineutrino oscillations from the LSND.

Very recently, the T2K collaboration, which study ν_μ neutrino neutrino interactions in a long baseline experiment at J-PARK, has reported on observation of an excess of electron-like events in charge-current quasi-elastic (CCQE) neutrino events over the expected standard neutrino interaction events [5]. A confirmation of the T2K excess and clarification of its origin have great importance for neutrino physics. Although the most popular mechanism for this excess is $\nu_\mu \rightarrow \nu_e$ neutrino oscillations with nonzero value of the neutrino mixing angle Θ_{13} , one can still reasonable ask if neutrino oscillations are the only explanation for the T2K result, see e.g [6].

In the recent work [7] (see also [8–10]) it has been shown that puzzling LSND, KARMEN and MiniBooNE results could all be explained in a consistent way by assuming the existence of a heavy sterile neutrinos (ν_h). The ν_h is created in ν_μ neutral-current interactions and decay subsequently into a photon and a lighter neutrino ν in the LSND and MiniBooNE detectors, but it cannot be produced in the KARMEN experiment due to the high energy threshold. The ν_h could be Dirac or Majorana type, and it could be produced, e.g. through the $\nu_\mu - \nu_h$ mixing. The ν_h could decay *dominantly* into $\gamma\nu$ pair if, for example, there is a large enough transition magnetic moment between the ν_h and ν mass states. Such kind of ν_h 's may be present in many interesting extensions of the standard model; see e.g. [11]. Assuming the ν_h is produced through mixing with ν_μ , the combined analysis of the LSND and MiniBooNe excess events suggests

that the ν_h mass, mixing strength, and lifetime are, respectively, in the range

$$40 \lesssim m_h \lesssim 80 \text{ MeV}, \quad 10^{-3} \lesssim |U_{\mu h}|^2 \lesssim 10^{-2}, \\ 10^{-11} \lesssim \tau_h \lesssim 10^{-9} \text{ s}. \quad (1)$$

A detailed discussion of consistency of these values with the constraints from previous searches for heavy neutrinos [12] as well as of the interpretation of the $\nu_h \rightarrow \gamma\nu$ decay in terms of transition magnetic moment is presented in [7, 10].

In this work we study a possible manifestation of the presence of ν_h 's in the J-PARC neutrino beam and show that the excess of e-like events observed by T2K could be interpreted as a signal from the production and radiative decay of a ν_h previously suggested for the explanation of the origin of similar excess events observed by the LSND and MiniBooNe experiments.

The T2K experiment is described in details in [13]. It uses an almost pure off-axis ν_μ beam originated from the π^+ and K decays in flight, which are generated by 30 GeV protons from the J-PARC Main Ring accelerator. The detector consists of a near detector complex, used to measure precisely the ν_μ flux and to predict the standard neutrino interaction rate at the far detector (FD), which is the Super-Kamiokande (SK) water Cherenkov detector located at the distance of 295 km from the proton target. The SK detector is a cylindrical tank, about 40 m in diameter and 40 m height, filled with $\simeq 50$ kt of purified water [14]. The detector has a fiducial volume (FV) of 22.5 kton within its cylindrical inner detector (ID), and a 2 m-wide outer detector (OD) served as a veto against cosmic rays and neutrino interactions in the surrounding rock. The Cherenkov light rings generated by muon, electron and converted photon tracks are used for the reconstruction of the events. The T2K search for e-like events from $\nu_\mu \rightarrow \nu_e$ neutrino oscillations uses the data sample collected during the years 2010-2011 [5]. The strategy of the analysis is to identify the ν_e CCQE candidate events by reconstructing in the FV isolated single e-like rings that are accompanied by no other activity in the outer detector. The measured rate of the e-like events is then compared to the one expected from known reactions.

An excess of $\Delta N = 4.5$ electron-like events (6 events observed and 1.5 ± 0.3 expected) has been observed in

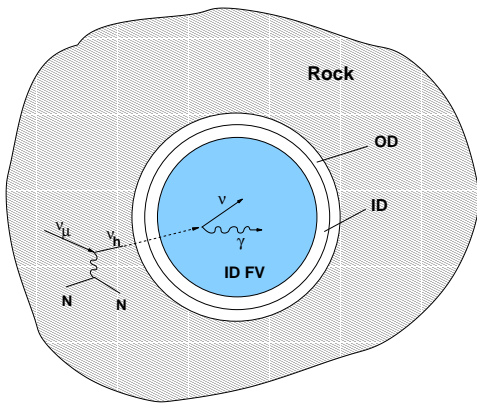


FIG. 1: Schematic illustration of the production and subsequent radiative decay of a heavy neutrino in the SK detector (top view). The ν_h 's are produced in ν_μ NC interactions of the J-PARC ν_μ neutrino beam either in the FV, the ID region outside FV, OD or, as shown, in the surrounding rock. In the later case the ν_h would penetrate the rock shield and would be observed in the SK neutrino detector through their $\nu_h \rightarrow \gamma\nu$ decays followed by the decay photon conversion into an e^+e^- pair in the ID FV.

the data accumulated with 1.43×10^{20} protons on target (pot). For the following discussion several distinctive features of the excess events are of importance [5]: a) the excess is observed for single e-like tracks, originating either from an electron, or from a photon converted into a e^+e^- pair with a typical opening angle $\simeq m_e/E_{e^+e^-} < 1$ degree (for $E_{e^+e^-} > 100$ MeV), which is too small to be resolved into two separate Cherenkov rings in the SK detector (here, $m_e, E_{e^+e^-}$ are the electron mass and the e^+e^- pair energy); b) the reconstructed neutrino energy is in the range $200 < E_\nu^{QE} < 1000$ MeV. The variable E_ν^{QE} is calculated under the assumption that the observed electron track originates from a ν_e CCQE interaction; c) the visible energy E_{vis} is required to be $E_{vis} \gtrsim 100$ MeV; d) the angular distribution of the excess events with respect to the incident neutrino direction is wide and consistent with the shape expected from ν_e CCQE interactions; e) there is no additional significant activity in the OD detector.

To satisfy the criteria a)-e), we propose that the excess events are originated from the production and subsequent radiative decay of a heavy neutrino ν_h in the FV of the SK detector. The heavy neutrinos are assumed to be produced in the neutral-current quasi-elastic (NCQE) interactions $\nu_\mu + N \rightarrow \nu_h + X$ of muon neutrinos either in the SK FV, the ID region outside FV, OD region, or in the surrounding rock. In the later case, if ν_h is a relatively long-lived particle, the flux of ν_h 's would penetrate the rock shielding without significant attenuation and would be observed in SK through their $\nu_h \rightarrow \gamma\nu$ decays with the subsequent conversion $\nu_h \rightarrow \nu + \gamma \rightarrow e^+e^-$ of decay photons in the SK water target, as schematically illustrated in Fig.1. Similar to the signature of $\nu_\mu \rightarrow \nu_e$ neutrino oscillations, the occurrence of $\nu_h \rightarrow \gamma\nu$ decays

would appear as an excess of isolated e^+e^- pairs from decay photon conversion in the SK detector, above those expected from standard neutrino interactions. To make a quantitative estimate, we performed simplified simulations of the production and decay processes shown in Fig.1.

The number of ν_h 's produced can be calculated by using the following equation for the ν_h NC production cross section,

$$\sigma(\nu_\mu N \rightarrow \nu_h X) = \sigma(\nu_\mu N \rightarrow \nu_\mu X) |U_{\mu h}|^2 f_{ph.s.}, \quad (2)$$

where $\sigma(\nu_\mu + N \rightarrow \nu_\mu + X)$ is the cross section for ν_μ NC interactions and $f_{ph.s.}$ the phase space factor which takes into account dependence on the ν_h mass. The energy spectra of the produced ν_h 's, whose momenta pointing to the SK fiducial volume, as well as the angular distribution of the ν_h 's, where calculated for different ν_h mass and lifetime values by taking into account the energy distribution of incident ν_μ 's at the far detector [5]. In these simulations we used a parametrized ν_μ energy spectrum obtained at far detector from the reconstructed ν_μ CCQE events [5]. The ν_μ beam is peaked around ~ 600 MeV, has a mean energy of ~ 800 MeV and a high energy tail up to ~ 5 GeV. The total number of ν_μ NC events in the FV of the SK detector was used for normalization. Once

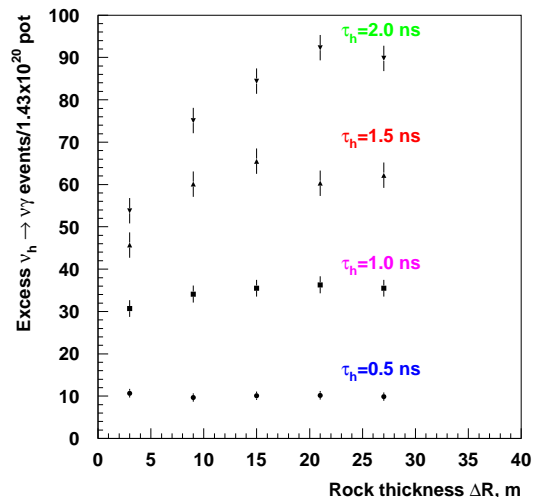


FIG. 2: The number of $\nu_h \rightarrow \gamma\nu$ decays from ν_h 's produced in the rock for 1.43×10^{20} pot as a function of rock thickness calculated for different τ_h values shown in the plot, and for $a = 0$ and $|U_{\mu h}|^2 = 1$.

the ν_h flux was known, the next step was to calculate the e^+e^- spectrum based on the $\nu_h \rightarrow \gamma\nu$ decay rate. For a given flux $\Phi(\nu_h)$, the expected number of signal events from $\nu_h \rightarrow \gamma\nu$ decays occurring within the fiducial length L of the SK detector located at a distance L' from the

ν_h production vertex is given by

$$\Delta N_{\nu_h \rightarrow \gamma\nu} = \int A\Phi(\nu_h) \exp\left(-\frac{L'm_{\nu_h}}{p_{\nu_h}\tau_h}\right) \quad (3)$$

$$\left[1 - \exp\left(-\frac{Lm_{\nu_h}}{p_{\nu_h}\tau_h}\right)\right] \frac{\Gamma_{\gamma\nu}}{\Gamma_{tot}} \varepsilon_\gamma \varepsilon_{e^+e^-} dE_{\nu_h \rightarrow \gamma\nu} dV$$

where $p_{\nu_h \rightarrow \gamma\nu}$ is the ν_h momentum and τ_h is its lifetime at the rest frame, $\Gamma_{e^+e^-}$, Γ_{tot} are the partial and total mass dependent $\nu_h \rightarrow \gamma\nu$ -decay widths, respectively, ε is the e^+e^- pair reconstruction efficiency and the integral is taken over the detector FV, ID region outside FV, OD and the surrounding rock volume. It is assumed that the total rate Γ_{tot} of the ν_h decays is dominated by the radiative decay $\nu_h \rightarrow \gamma\nu$, hence the branching fraction of the $\nu_h \rightarrow \gamma\nu$ decay is $BR(\nu_h \rightarrow \gamma\nu) = \frac{\Gamma(\nu_h \rightarrow \gamma\nu)}{\Gamma_{tot}} \simeq 1$ [7]. The acceptance A of the SK detector was calculated tracing produced ν_h 's to the detector by taking momentum and angular distributions into account. The energy of the photon from the $\nu_h \rightarrow \gamma\nu$ decay depends on the initial neutrino energy and on the center-of-mass angle Θ between the photon momentum and the ν_h momentum direction. Therefore, the photon laboratory energy spectrum depends on the c.m. angular distribution, which is generally given by $dN/d\cos\Theta \simeq 1 + a\cos\Theta$, where asymmetry coefficient a is in the range $-1 < a < 1$ for Dirac, and $a = 0$ for Majorana neutrinos [15]. The reconstruction efficiency of the photon converted in the fiducial volume of the SK detector was taken to be $\simeq 70\%$ from the T2K simulations of the $\nu_e QECC$ events [5].

An example of the calculated number of the $\nu_h \rightarrow \gamma\nu$ decays in the SK FV is shown in Fig.2 as a function of the thickness of the rock surrounding the detector for the ν_h mass of 50 MeV and several lifetime (τ_h) values. It is seen, that if the ν_h is a relatively short-lived particle, i.e. $\frac{Lm_{\nu_h}}{p_{\nu_h}\tau_h} < 1$, where L is the distance between the ν_h production vertex and the entrance point into FV, the number of the signal events is quickly saturated. Neutrino interactions occurring in the OD with little hadronic activity in the final state or SK support structure, as well as in the part of the ID outside FV also can yield an isolated e-track from the $\nu_h \rightarrow \gamma\nu$ decay in the FV. The attenuation of the ν_h - flux due to ν_h interactions in the rock with the average density 3.2 g/cm^3 was found to be negligible.

In Fig. 3 an example of distributions of the kinematic variable E_ν^{QE} for the excess $\nu_h \rightarrow \gamma\nu$ decays events in the SK detector reconstructed as $\nu_e CCQE$ events plus neutrino background predicted in [5] are shown for $E_{vis} > 100 \text{ MeV}$, $m_{\nu_h} = 50 \text{ MeV}$, $\tau_{\nu_h} = 10^{-9} \text{ s}$, and different values of a . These distributions are normalized to six events and are obtained assuming that the e^+e^- pair from the converted photon is mis-reconstructed as a single track from the $\nu_e CCQE$ reaction. Simulations are in reasonable agreement with the experimental distributions. For instance, for the distributions shown in Fig. 3, the χ^2 test of their consistency with T2K data yields p -values of 0.86, 0.91, and 0.94 for $a = -1(0, +1)$, re-

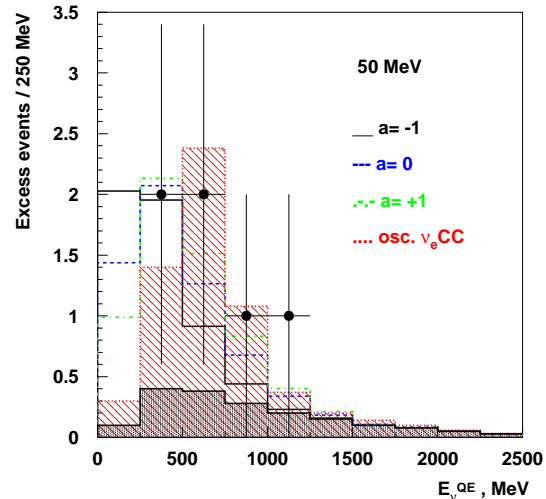


FIG. 3: Distributions of the excess events reconstructed as $\nu_e CCQE$ events in the SK detector as a function of variable E_ν^{QE} for $E_{vis} > 100 \text{ MeV}$ from the experimental data sample (dots), and from a combination of the $\nu_h \rightarrow \gamma\nu$ decay plus expected neutrino background (bottom shaded histogram, from Ref. [1]) calculated for $a = -1$ (solid line), $a = 0$ (dashed line), and $a = +1$ (dashed-dotted line) cases shown in the plot, ν_h masses of 50 MeV, and the ν_h lifetime $\tau_{\nu_h} = 10^{-9} \text{ s}$. Error bars include only statistical errors [5]. A distribution of neutrino background plus $\nu_\mu \rightarrow \nu_e$ neutrino oscillations at $\sin^2 2\Theta_{13} = 0.1$ (dotted histogram, from Ref.[5]) is also shown.

spectively. The simulated excess events, shown in Fig. 3, are mainly distributed in the region $200 \lesssim E_\nu^{QE} \lesssim 1200 \text{ MeV}$. The simulations showed that the shape of the E_ν^{QE} distributions is sensitive to the choice of the ν_h mass and lifetime: the shorter the ν_h lifetime the broader the spectrum. The distribution of cosine of the opening angle between the e-like ring and neutrino beam direction is found to be consistent with $\nu_e CCQE$ events. Taking into account the estimated number of 71 NC events expected to be observed in FV [5] and assuming that almost all $\nu_h \rightarrow \gamma\nu$ decays occur inside the fiducial volume of the detector, we estimate the total number of $\nu_h \rightarrow \gamma\nu$ events for the ν_h masses and lifetime values in the range (1) to be in the range

$$\Delta N_{\nu_h \rightarrow \gamma\nu} \simeq (90 - 190) \times |U_{\mu h}|^2. \quad (4)$$

Mainly NC interactions occurred in the FV and in the rock contribute to the total number of excess events. In Fig. 4 the expected number of $N_{\nu_h \rightarrow \gamma\nu}$ signal plus neutrino background events is shown in more details in the $(\tau_h; |U_{\mu h}|^2)$ plane. For the larger mixing the number of $\nu_h \rightarrow \gamma\nu$ signal events increases, while for the region of smaller lifetime values it decreases due to the more rapid decays of ν_h 's. Using the approach of ref. [16] and taking into account the uncertainties in the background estimate [5], for significant part of the parameter space

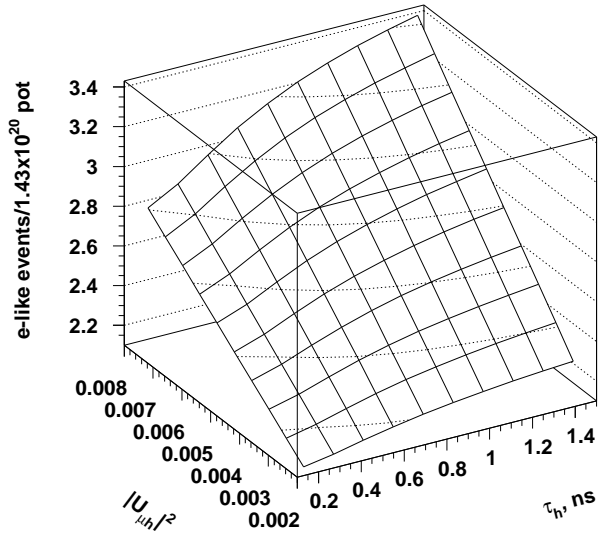


FIG. 4: Number of expected e-like events from $\nu_h \rightarrow \gamma\nu$ decays plus neutrino background in the SK FV for 1.43×10^{20} pot as a function of the mixing strength $|U_{\mu h}|^2$ and the ν_h lifetime τ_h from the region of (1) and $a = 0$.

(1) the probability to observe more than 5 events in the T2K experiment is in the range from 5 to 20 %.

In summary, in this work we study a possible man-

ifestation of the presence of heavy neutrinos in the J-PARC neutrino beam and show that the T2K excess events could originate from the same mechanism as those observed by the LSND and MiniBooNE experiments, namely from the production and radiative decay of a sterile neutrino with properties of (1). This interpretation is found to be compatible with all the constraints a)-e). The distribution of the excess events in kinematic variable E_ν^{QE} is found to be consistent with of the shapes of distributions obtained within this interpretation. A definite conclusion on the presence of $\nu_h \rightarrow \gamma\nu$ events can be drawn when the T2K statistics is substantially increased. In this case it would be also interesting to compare the space distributions of the excess events, which, in the case of ν_h decays, is a combination of the uniform distribution from the NC interactions in the FV and a distribution from NC interactions outside the FV, which is ν_h lifetime dependent. For example, for short lifetimes these excess events would be distributed presumably near the edge of the FV. Our analysis may be improved by more accurate and detailed simulations of the T2K experiment, which are beyond the scope of this work. Finally, note that several ideas on searching for $\nu_h \rightarrow \gamma\nu$ in μ decays and with existing neutrino data [10, 17], radiative K decays [18, 19], and neutrino telescopes [20] have been recently proposed. The author thanks D.S. Gorbunov, N.V. Krasnikov and M.E. Shaposhnikov for useful discussions and/or comments, and A. Korneev and D. Silou for help in calculations. This work was supported by Grant RFBR 08-02-91007-CERN.

-
- [1] A. Aguilar et al., Phys. Rev. D **64**, 112007(2001), and references therein.
- [2] B. Armbruster et al., Phys. Rev. D **65**, 112001 (2002), and references therein.
- [3] A.A. Aguilar-Arevalo et al., Phys. Rev. Lett. **102**, 101802 (2009), and references therein.
- [4] A.A. Aguilar-Arevalo et al., Phys. Rev. Lett. **105**, 181801 (2010).
- [5] K. Abe et al., arXiv:1106.2822 [hep-ex].
- [6] D. Gibin et al., arXiv:1106.4417 [hep-ex].
- [7] S.N. Gninenko, Phys. Rev. D. **83**, 015015 (2011).
- [8] S.N. Gninenko, Phys. Rev. Lett. **103**, 241802 (2009).
- [9] S.N. Gninenko and D.S. Gorbunov, Phys. Rev. D **81**, 075013 (2010).
- [10] S.N. Gninenko, Phys. Rev. D. **83**, 093010 (2011).
- [11] R.N. Mohapatra and P.B. Pal, "Massive Neutrinos in Physics and Astrophysics", World Scientific, Singapore, 1991.
- [12] K. Nakamura et al. (Particle Data Group), J. Phys. G **37**, 075021 (2010).
- [13] K. Abe et al., arXiv:1106.1238 [physics.ins-det].
- [14] Y. Fukuda et al, Nucl. Instrum. Meth. **A 501**, 418 (2003).
- [15] See, for example, P. Vogel, Phys. Rev. D **30**, 1505 (1984).
- [16] S.I. Bityukov and N.V. Krasnikov, Nucl. Instr. Meth. **A 534**, 152 (2004); S.I. Bityukov and N.V. Krasnikov, Mod. Phys. Lett. A **13**, 3235 (1998).
- [17] S. Mishra, private communication.
- [18] C. Dib et al., arXiv:1105.4664 [hep-ph]
- [19] V. Duk, private communication.
- [20] M. Masip and P. Masjuan, Phys. Rev. D **83**, 091301 (2011).