

Formation of multi-quanta vortices in superconductors: electronic, calorimetric and magnetic evidence

Ben Xu,¹ M. V. Milošević,¹ Shi-Hsin Lin,^{2,1} F. M. Peeters,¹ and B. Jankó²

¹*Departement Fysica, Universiteit Antwerpen, Groenenborgerlaan 171, B-2020 Antwerpen, Belgium*

²*Department of Physics, University of Notre Dame, Notre Dame, IN 46556, USA*

(Dated: December 5, 2018)

The ground state with vorticity larger than one in mesoscopic superconductors in applied magnetic field may manifest as a ‘giant’-vortex, where all vortices coalesce into a single singularity of the order parameter. Such a multi-quanta vortex may split into individual vortices (and vice versa) as a function of e.g. applied current, magnetic field or temperature. Here we show that such transitions can be identified by heat-capacity measurements, as the formation or splitting of a giant-vortex results in a clear jump in measured heat capacity vs. external drive. We attribute this phenomenon to an abrupt change in the density of states of the quasiparticle excitations in the vortex core(s), and further link it to a sharp change of the magnetic susceptibility at the transition - proving that formation of a giant-vortex can also be detected by conventional magnetometry.

PACS numbers: 65.40.Ba, 74.25.Bt, 74.25.Uv

The influence of quantum confinement on superconducting condensates is certainly one of the prominent research directions in low-temperature physics of the last decade. Besides the ever intriguing properties of high-temperature superconductivity, vortex matter in conventional but mesoscopically tailored superconducting samples has generated tremendous interest and activity in the wide scientific community. Indeed, vortex configurations in confined condensates are of direct relevance to cold gases and Bose-Einstein condensates [1]; interaction of vortices with artificial pinning sites has analogues in various colloidal systems and molecular crystals [2]; the inhomogeneous field of vortices may confine spin textures in a nearby magnetic semiconductor - thus manipulation of vortex states can be useful in spintronics [3]; the ‘ratchet’ dynamics of vortices in asymmetric pinning profiles is directly related to biological microdevices that separate particles by converting random motion into directed motion [4, 5]; on the microscopic side, the interior of a vortex core is fundamentally different from the remainder of the superconducting sample, and may present a unique guiding channel for applications in future electronic and optical devices [6].

One of the most puzzling questions in the area of vortex matter in submicron samples is the distinction between two allotropies of a vortex state - a ‘giant’ vortex, where all vortices merge into a single singularity, and a multi-vortex, where all vortices can be individually resolved. In type-II superconductors, transitions between the latter two states are of second-order, following the increasing lateral compression by e.g. increasing screening currents in increasing magnetic field [7, 8], or increasing temperature which makes the sample effectively smaller in terms of the superconducting length scales. Even in numerical calculations, it is very difficult to pinpoint the exact value of parameters for the giant-to-multi crossover, as the order parameter is severely suppressed between vor-

tices in close proximity. It is therefore no surprise that imaging experiments could not verify the existence of a giant vortex beyond reasonable doubt [9]. Several years ago, Kanda *et al.* conveyed a clever transport measurement, where distinction between giant and multi-vortex states was made by symmetry matching between the vortex configuration and the location of several tunnel junctions [10]. Although not always conclusive [22], this is the best known method to date for giant-vortex detection.

In this Letter, we present a universal method for the observation of formation and decay of multi-quanta vortex states. Our theoretical simulations indicate that the experimentally *measured heat capacity* of a mesoscopic superconductor as a function of magnetic field or temperature can unambiguously reveal such transitions. The underlying reason can be traced back to the behavior of the local density of states for quasiparticles, and we demonstrate a direct link between the heat capacity and the sample magnetization. With recent advances in calorimetry [11] and magnetometry [12] of submicron samples, our findings are of immediate relevance to current experimental efforts.

The Ginzburg-Landau (GL) formalism has been extensively used in the past to gain theoretical insight in the physics of mesoscopic superconductors. The core of the approach is the GL energy functional

$$\mathcal{G} = \int \left[-|\psi|^2 + \frac{1}{2}|\psi|^4 + \frac{1}{2}|(-i\nabla - \mathbf{A})\psi|^2 + \kappa^2(\mathbf{h} - \mathbf{H})^2 \right] dV, \quad (1)$$

describing the difference in Gibbs free energy between the superconducting (S) and normal (N) state in units of $\mathcal{G}_0 = H_c^2/8\pi$. Here κ denotes the GL parameter and determines screening of the applied magnetic field \mathbf{H} from the given superconducting material. In Eq. (1) all distances are scaled by the coherence length ξ , the vector potential \mathbf{A} by $c\hbar/2e\xi$, the magnetic field \mathbf{h} by $H_{c2} = c\hbar/2e\xi^2 = \kappa\sqrt{2}H_c$, and the order parameter ψ

by its equilibrium value in the absence of the magnetic field. The minimization of \mathcal{G} is numerically equivalent to solving two coupled GL equations, and for details of this procedure we refer to Ref. [13]. Once a stable solution is found, we are able to calculate the specific heat of the superconducting state from the relation $C = -T\partial^2\mathcal{G}/\partial T^2$ [14], as a difference between the total heat capacity and that of the sample in the normal state, in units of $C_0 = H_c^2(0)V/(8\pi T_c)$. We start from the equilibrium states, increase/decrease the temperature of the system by $10^{-4}T_c$, and calculate numerically the second derivative. In what follows, we apply this method for a superconducting disk, a simple geometry already accessible both theoretically [7] and experimentally [8–12].

Figure 1 shows the energy of all the vortex states found in an Aluminum superconducting disk of radius $R = 850$ nm and thickness $d = 100$ nm, at $T = 1.1$ K (we use $\xi(0) = 100$ nm, $\kappa = 1.2$, and $T_c = 1.38$ K [15]). The confinement effects are more significant for increased vorticity in increasing field, due to the interaction of the flux quanta with lateral boundaries. For that reason, all states in Fig. 1 with $L > 5$ are giant vortices. However, for $2 < L \leq 5$ multivortex states can be found at lower magnetic field, which are compressed into a giant-vortex at higher applied field. This is a gradual, second-order transition, and is therefore invisible in the free energy curves [7]. For clarity, we made distinction between multi- and giant-vortex in Fig. 1 by dashed and solid lines respectively. In what follows, we discuss the repercussions of the latter transition on the heat capacity of the sample.

Using attoJoule calorimetry, Ong *et al.* [16] studied

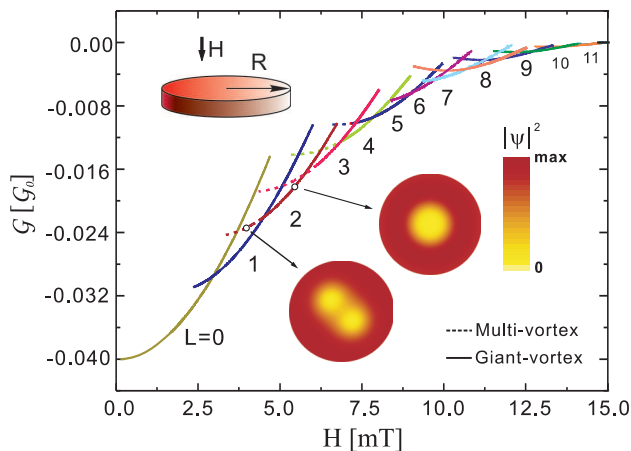


FIG. 1: (color online) The energy of different vortex states for an *Al* superconducting disk of radius $R = 850$ nm and thickness $d = 100$ nm, at $T = 0.8T_c$, for taken $\xi(0) = 100$ nm and $\kappa = 1.2$. Solid lines indicate giant-vortex states and dashed lines represent multi-vortex states. Insets show the density of the superconducting condensate for a $L = 2$ vortex state in multi and giant form.

the heat capacity of mesoscopic disks as a function of the magnetic field and found that the heat capacity is directly linked to the vorticity, exhibiting jumps at transitions between vortex states. We argue here that the heat capacity depends not only on the number of vortices in the sample, but also on their configuration. Namely, the susceptibility of the sample to heating is linked to the kinetic energy of the Cooper-pairs in and around the vortex core(s), and the changes in their trajectory upon the multi-to-giant vortex transition. Using the definition of heat capacity as a second derivative of the Gibbs free energy with temperature, we calculate it as a function of applied magnetic field for vortex states with vorticity 2 and 3, both exhibiting multi-to-giant vortex transition in Fig. 1. As shown in Fig. 2 for both cases, the general trend of increasing heat capacity with field is interrupted *exactly* at the multi-to-giant vortex transition, where a sharp decrease of heat capacity is found.

In what follows, we show that the cause of the observed change in heat capacity during the merging of vortices is the changing local density of states (LDOS) for quasiparticle excitations inside the vortex cores. Actually, already from the early theoretical works (see Ref. [17]), we know that the bound state spectrum inside the vortex is also a function of momentum along the vortex line; as a result, the lowest bound state energy for winding number $L > 1$ is L times larger than that of winding number 1. Therefore, one expects that the low-energy states are pushed toward higher energies during merging of individual vortices into a giant vortex. To give a quantitative measure of this process, we first obtain the order parameter ψ and vector potential \mathbf{A} of the equilibrium states from the GL calculation, which then serve as inputs for the microscopic Eilenberger equation [18]

$$-i\hbar\mathbf{v}_F \cdot \nabla \hat{g}(\mathbf{r}, i\tilde{\varepsilon}_n) = \begin{bmatrix} i\tilde{\varepsilon}_n & -\Delta(\mathbf{r}) \\ \Delta^\dagger(\mathbf{r}) & -i\tilde{\varepsilon}_n \end{bmatrix} \hat{g}(\mathbf{r}, i\tilde{\varepsilon}_n), \quad (2)$$

where $i\tilde{\varepsilon}_n(\mathbf{r}) = i\varepsilon_n(\mathbf{r}) + \mathbf{v}_F \cdot \frac{\varepsilon}{c} \mathbf{A}(\mathbf{r})$, and $\hat{g} =$

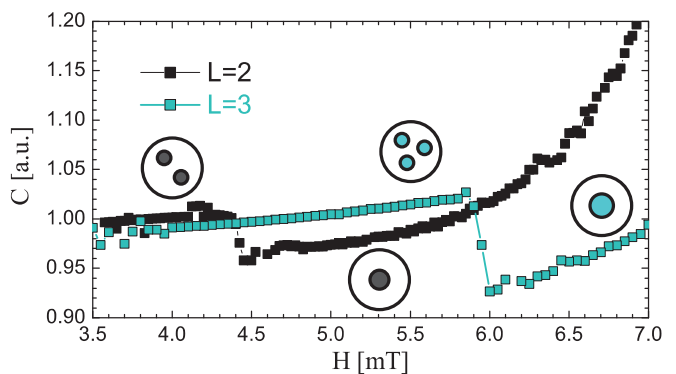


FIG. 2: (color online) The heat capacity as a function of magnetic field, for states with vorticity 2 and 3 of the sample considered in Fig. 1. Insets depict the vortex configuration before and after the multi-to-giant vortex transition.

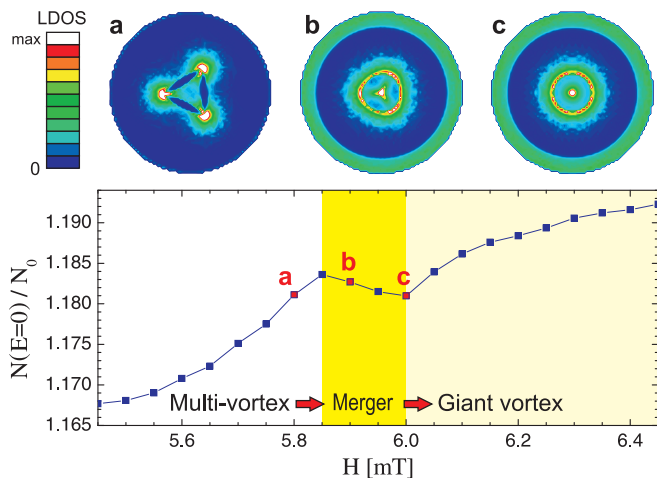


FIG. 3: (color online) The integrated zero-energy density of states (LDOS) as a function of the magnetic field for $L = 3$, for a superconducting disk with same parameters as in Fig. 1. (a-c) are the representative contourplots of LDOS in the disk, at indicated magnetic fields. Interestingly, $N(0)[a] \approx N(0)[b] \approx N(0)[c]$.

$\begin{pmatrix} ig & f \\ -f^\dagger & -ig \end{pmatrix}$ with normalization $\hat{g}(\mathbf{r}, i\tilde{\varepsilon}_n)\hat{g}(\mathbf{r}, i\tilde{\varepsilon}_n) = -\pi^2\hat{l}$. Eq. (2) is further parameterized by $f = \frac{2a}{1+ab}$, $f^\dagger = \frac{2b}{1+ab}$, and $g = \frac{1-ab}{1+ab}$, where functions a and b now satisfy the independent nonlinear Riccati equations [19]. In the next step, the LDOS is evaluated from

$$N(E, \mathbf{r}) = N_0 \int_0^{2\pi} \frac{d\theta}{2\pi} \rho(\theta) \text{Re} \mathbf{g}(i\varepsilon_n \rightarrow E + i\eta, \mathbf{r}, \theta), \quad (3)$$

where $\eta (> 0)$ is a small real constant. To obtain $\mathbf{g}(i\varepsilon_n \rightarrow E + i\eta, \mathbf{r}, \theta)$, we solve the Eilenberger equations for $\eta - iE$ instead of the Matsubara frequency ω_n . In order to find the LDOS, the above equations should be solved for a bundle of trajectories with different angle θ , running through the given point \mathbf{r} and energy ε . In our calculation we consider only specular reflection for trajectories encountering the outer boundary of the sample.

Early theoretical works already considered LDOS of a single vortex [20]. Further, in Ref. [6] LDOS was calculated semiclassically for a multivortex vs. the case of a giant vortex, for selected vorticities and assumed size and distribution of the vortex cores. Here we present the full evolution of the LDOS of quasiparticle excitations in a mesoscopic superconducting disk, during the multi-to-giant vortex transition as a function of the magnetic field, where at each step we calculate the distribution of the superconducting order parameter. In Fig. 3, we plot the zero-energy density of states $N(E = 0, T)$ integrated over the sample as a function of the applied magnetic field, for the $L = 3$ vortex configuration. $N(E = 0, T)$ increases with applied magnetic field, as in the case of an isolated vortex [20]. When the giant vortex is assembled from the multi-vortex molecule, the LDOS profile

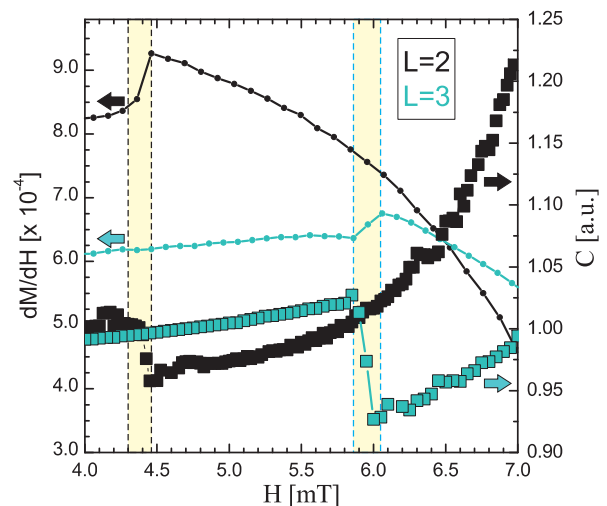


FIG. 4: (color online) The multi-to-giant vortex transition revealed through the sharp change in magnetic susceptibility as a function of applied magnetic field, showing direct correlations with the heat capacity, for states with vorticity 2 and 3. Shaded areas indicate the observed regions of giant-vortex formation in both quantities.

changes from several individual peaks located at each vortex to a ring-like bound state with/without an enclosed peak for odd/even vorticity (as in Ref. [6]). Bound states are also found near the sample boundary, due to there lowered (non-zero) gap in the presence of strong circular Meissner currents. The representative contour plots of LDOS for $L = 3$ are shown in Fig. 3 as insets. As our main observation, we point out a clear drop of $N(E = 0)$ vs. the magnetic field at the multi-to-giant vortex transition (see Fig. 3), where the LDOS profile goes through a change of symmetry from three-fold to circular symmetric one. We thus confirm that the evolution of LDOS with magnetic field is directly linked to the specific heat and the thermal conductivity of the sample. To enforce this argument, the LDOS can be expressed as $N(E, T)/N_0 = N(E = 0, T) + \alpha_E |E|/\Delta_0$, and $N(E = 0, T)/N_0 = \gamma' + \alpha_k T/T_c$. Through the relation $C(T)/T = (2/T) \int_0^\infty dE [E N(E, T) \partial f(E, T)/\partial T]$, using the Fermi distribution function $f(E, T)$, one obtains $C(T)/(\gamma_n T) \sim N(E = 0, T)/N_0 + \alpha_E |E|/\Delta_0$ which unambiguously shows the link between the calculated curves in Figs. 2 and 3.

The jump of heat capacity between different vortex phases can also be expressed using other thermodynamic arguments. The discontinuity in the specific heat at a phase transition (at field H^*) can be calculated as [21]

$$C_i - C_j = -T \left(\frac{dH^*}{dT} \right)^2 \left[\left(\frac{\partial M}{\partial H} \right)_i - \left(\frac{\partial M}{\partial H} \right)_j \right], \quad (4)$$

where M denotes sample magnetization. Here we apply above expression to the multi-to-giant vortex transition, where i represents the vortex state of vorticity L just

prior, and j represents the L vortex state just after the transition. Knowing the result for heat capacity vs. H at the multi-to-giant vortex transition, we therefore expect to see similar features in the magnetic susceptibility $\chi = \partial M / \partial H$. We calculate the magnetization M as expelled magnetic field from the sample $\mathbf{M} = ((\mathbf{h}) - \mathbf{H}) / 4\pi$, where (\mathbf{h}) is the local magnetic field averaged over the sample volume. The results of this calculation are shown in Fig. 4. They (i) confirm the link between (independently calculated) sharp changes in heat capacity and χ as a function of the magnetic field, and (ii) show that assembly of a giant vortex in superconductors can be detected even by conventional magnetometry.

The above prediction is of immediate relevance to experiments, since both calorimetry and magnetometry are readily performed on mesoscopic superconductors. Of course, the question of sensitivity and resolution of the measurement is an open one, and we address this issue in Fig. 5. First, we determined the multi-to-giant vortex transition field H^* as a function of the size of the Al disk. For all considered vorticities ($L = 2-4$), H^* was found to increase with the radius of the sample. We then scanned the heat capacity and magnetic susceptibility versus applied field for every size of the sample, and recorded the size of the observed jump between values prior and after H^* . In Fig. 5 we show the absolute and relative size of the jump of both magnetic susceptibility (b) and heat capacity (c) at temperature 1.1 K. We found that the susceptibility shows a clearer signal at the multi-to-giant

transition for lower vorticity, whereas corresponding discontinuity of heat capacity is more pronounced at higher vorticity. Note however that ΔC and $\Delta\chi$ should be directly proportional, according to Eq. (4). They indeed are, when susceptibility is calculated by $\chi = \partial^2 \mathcal{G} / \partial H^2$, while we here used the experimental definition of magnetization as the flux expelled from the sample (which is directly measured by Hall magnetometry).

In summary, we demonstrated that second-order transitions between multi- and giant-vortex states in mesoscopic superconductors can be detected using calorimetry. The local density of states for quasiparticles in and around vortex cores changes when the vortex configuration changes, which affects the heating properties of the system. The observed sharp change in the heat capacity at the multi-to-giant vortex transition can also be linked to the magnetic susceptibility, enabling the observation of this transition by Hall magnetometry. Our results are therefore of immediate relevance to experimental efforts in the field, and further work is needed to generalize our findings to other systems, such as e.g. Bose-Einstein condensates [1].

We thank O. Bourgeois, T. Yokoyama, M. Eschrig and M. Ichioka for discussions. This work was supported by the Flemish Science Foundation (FWO-VI), the Belgian Science Policy (IAP), the bilateral project Flanders-USA, NSF NIRT, ECS-0609249, and the Institute for Theoretical Sciences, Notre Dame.

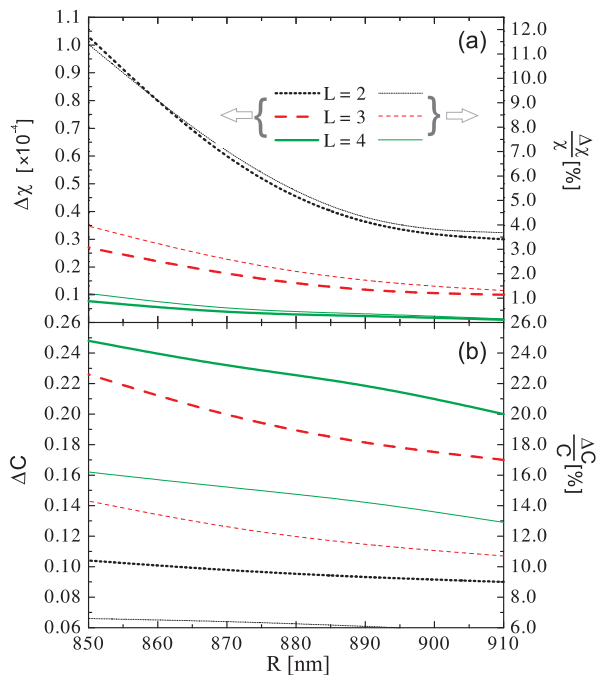


FIG. 5: (color online) The absolute and relative size of the jump at the multi-to-giant vortex transition, in (a) $\chi(H)$ curves, and (b) $C(H)$ curves, for vorticity $L=2,3$, and 4.

-
- [1] D.A. Butts and D.S. Rokhsar, *Nature (London)* **397**, 327 (1999); A.E. Leanhardt, A. Görlitz, A.P. Chikkatur, *et al.*, *Phys. Rev. Lett.* **89**, 190403 (2002).
 - [2] K. Mangold, P. Leiderer, and C. Bechinger, *Phys. Rev. Lett.* **90**, 158302 (2003); C. Reichardt and C. J. Olson, *Phys. Rev. Lett.* **88**, 248301 (2002).
 - [3] M. Berciu, T.G. Rappoport, and B. Jankó, *Nature (London)* **435**, 71 (2005).
 - [4] S. Matthias and F. Müller, *Nature (London)* **424**, 53 (2003).
 - [5] C.-S. Lee, B. Jankó, I. Derenyi, *et al.*, *Nature (London)* **400**, 337 (1999).
 - [6] A.S. Mel'nikov and V.M. Vinokur, *Nature (London)* **415**, 60 (2002); *Phys. Rev. B* **65**, 224514 (2002).
 - [7] V.A. Schweigert, F.M. Peeters, and P.S. Deo, *Phys. Rev. Lett.* **81**, 2783 (1998).
 - [8] A.K. Geim, S.V. Dubonos, J.J. Palacios, *et al.*, *Phys. Rev. Lett.* **85**, 1528 (2000).
 - [9] I.V. Grigorieva, W. Escoffier, V.R. Misko, *et al.*, *Phys. Rev. Lett.* **99**, 147003 (2007).
 - [10] A. Kanda, B.J. Baelus, F.M. Peeters, *et al.*, *Phys. Rev. Lett.* **93**, 257002 (2004).
 - [11] O. Bourgeois, S.E. Skipetrov, F. Ong, *et al.*, *Phys. Rev. Lett.* **94**, 057007 (2005).
 - [12] A.K. Geim, I.V. Grigorieva, S.V. Dubonos, *et al.*, *Nature (London)* **390**, 259 (1997).
 - [13] M.V. Milošević and R. Geurts, *Physica C* **470**, 791

- (2010).
- [14] P.S. Deo, J.P. Pekola, and M. Manninen, *Europhys. Lett.* **50**, 649 (2000).
- [15] D.S. Golubović, M.V. Milošević, F.M. Peeters, *et al.*, *Phys. Rev. B* **71**, 180502 (2005) [and references therein].
- [16] F. Ong and O. Bourgeois, *Europhys. Lett.* **79**, 67003 (2007).
- [17] C. Caroli, P.G. de Gennes and J. Matricon, *Phys. Lett.* **9**, 307 (1964); G.E. Volovik, Eq. (23.1) in *The universe in a helium droplet* (Oxford University Press, USA).
- [18] G. Eilenberger, *Z. Physik* **190**, 142 (1966); A.A. Golubov and U. Hartmann, *Phys. Rev. Lett.* **72**, 3602 (1994).
- [19] N. Schopohl and K. Maki, *Phys. Rev. B* **52**, 490 (1995).
- [20] M. Ichioka, N. Hayashi, N. Enomoto, *et al.*, *Phys. Rev. B* **53**, 15316 (1996).
- [21] P.G. de Gennes, *Superconductivity of Metals and Alloys* (Addison-Wesley, New York, 1994).
- [22] In a square with four vortices, tunnel junctions in a symmetric arrangement would all record identical signals regardless of the vortex state being multi or giant one.