

AN ALGEBRAIC DISTANCES MEASURE OF AMG STRENGTH OF CONNECTION

A. BRANDT[†] J. BRANNICK[‡] K. KAHL[§] AND I. LIVSHITS[¶]

Abstract. Algebraic multigrid is an iterative method that is often optimal for solving the matrix equations that arise in a wide variety of applications, including discretized partial differential equations. It automatically constructs a sequence of increasingly smaller matrix problems that enable efficient resolution of all scales present in the solution. One of the main components of the method is an adequate choice of coarse grids. The current coarsening methodology is based on measuring how a so-called *algebraically smooth* error value at one point depends on the error values at its neighbors. Such a concept of *strength of connection* is well understood for operators whose principal part is an M-matrix; however, the strength concept for more general matrices is not yet clearly understood, and this lack of knowledge limits the scope of AMG applicability. The purpose of this paper is to motivate a general definition of strength of connection, based on the notion of *algebraic distances*, discuss its implementation, and present the results of initial numerical experiments. The algebraic distance measure, we propose, uses as its main tool a least squares functional, which is also applied to define interpolation.

Key words. Bootstrap algebraic multigrid, least squares interpolation, algebraic distances, strength of connection

AMS subject classification. 65F10, 65N55, 65F30

1. Introduction. Multigrid methods for solving general systems of linear equations $Ax = b$ are all based on the smoothing property of relaxation. For any $0 < \tau < 1$, an error vector e is called τ -smooth if all its residuals are smaller than $\tau\|e\|$. The basic observation [Bra86] is that the convergence of a proper relaxation process slows down only when the current error is τ -smooth with $\tau \ll 1$, the smaller the τ the slower the convergence. This observation and the assumption that when relaxation slows down, the error vector e can be approximated in a much lower-dimensional subspace, are the main ideas behind the multigrid methodology. Very efficient geometric multigrid solvers have been developed for the case that the lower-dimensional subspace corresponds to functions on a well-structured grid (the *coarse* level), on which the smooth errors can be approximated by easy-to-derive equations, based for example on discretizing the same continuum operator that has given rise to the fine-level equations $Ax = b$. The coarse-level equations are solved recursively using a similar combination of relaxation sweeps and still-coarser-level approximations to the resulting smooth errors.

To deal with more general problems, e.g., ones where the fine-level system may not be defined on a well-structured grid nor perhaps arise from any continuum problem, algebraic multigrid (AMG) methods develop techniques for deriving the set of coarse-level *variables* and the coarse-level *equations*, based directly on the given matrix A . The basic approach, developed in [BMR83, BMR84, RS87] and called today classical AMG or RS-AMG, involves the following two steps.

- (1) Choosing the coarse-level variables as a subset C of the set Ω of fine variables, such that each variable in Ω is *strongly connected* to variables in C .
- (2) Approximating the fine-level residual problem $Ae = r$ by the coarse-level equations $A_c e_c = r_c$ using the Galerkin prescription $A_c = RAP$ and $r_c = Rr$, yielding an approximation Pe_c to e .

The *interpolation matrix* P , and the *restriction matrix* R are both defined directly in terms of the elements of the matrix A , and this construction relies heavily on the notion of *strong connections* developed for M -matrices.

In the past two decades, many variations of the classical AMG algorithm have been introduced, including modifications to the coarse-grid selection algorithms [CFHJ98, DYH06, HY02], the definition of interpolation [BFM⁺05], or both [BL07, BCF⁺00, CFH⁺03, VMB96]. A summary and comparison of many of these variations within the classical AMG framework appears in [Meu01]. Such variations arise because the applicability of the original algorithm and its variants is limited by the M -matrix heuristics upon which they are based. In particular, these variants of the classical AMG approach yield efficient solvers for problems

²Department of Mathematics, University of California Los Angeles, Los Angeles CA, 90095, USA (abrandt@math.ucla.edu).

³Department of Mathematics, Pennsylvania State University, University Park, PA 16802, USA (brannick@psu.edu). Brannick's work was supported by the National Science Foundation under grants OCI-0749202 and DMS-810982.

⁴Fachbereich Mathematik und Naturwissenschaften, Bergische Universität Wuppertal, D-42097 Wuppertal, Germany, (kkahl@math.uni-wuppertal.de). Kahl's work was supported by the Deutsche Forschungsgemeinschaft through the Collaborative Research Centre SFB-TR 55 "Hadron physics from Lattice QCD"

⁵Department of Mathematical Sciences, Ball State University, Muncie IN, 47306, USA (ilivshits@bsu.edu), Livshits' work was supported by DOE subcontract B591416 and NSF DMS-0521097.

where the (properly scaled) matrix A has a dominant diagonal and, with small possible exceptions, all its off-diagonal elements have the same sign. Even then, the produced interpolation can have limited accuracy, insufficient for full multigrid efficiency. An example where performance of the classical AMG method can deteriorate, and the one we consider here, is given by scalar anisotropic diffusion problems.

Recent advances in the development of algebraic multigrid have focused on alternative notions of strength of connection that do not rely on specific properties of the system matrix, A , in their construction. In [Cho03], for example, samples of algebraically smooth error are used to determine the directions in which this error varies slowly and, thus, interpolation can be very effective. For many problems, however, such a direction may not exist, and the proposed technique does not apply. An alternative approach was developed by Bröker [Bro03], in which the relative sizes of the entries of the sparse approximate inverse preconditioning matrix [GH97] are used to indicate strength of connection. In some respects, this approach is a special case of the approach proposed in [BBM⁺06], which also measures strength using columns of the inverse; however, the measure used in [Bro03] is based on the L_2 sizes of the approximate inverse, not on the energy norm as in [BBM⁺06]. Closely related to this work is the approach of compatible relaxation [Bra00, BF10, BL07, FV04, Liv04] which uses a modified relaxation scheme to expose the character of the slow-to-converge, i.e., algebraically smooth, error. Coarse-grid points are then selected where this error is the largest, thus avoiding explicit use of a measure of strength of connection in choosing the coarse variables.

In the present article, we focus on developing an alternative coarsening algorithm to select coarse variable and interpolatory sets for anisotropic systems where even these newly developed variants of AMG can often be difficult to apply. Our approach is based on a general notion of strength of connection derived from the minimum of the local least squares problem used in defining interpolation [Bra01, BBKL11]. The basic approach finds interpolation to fit a set of test vectors (representatives of algebraically smooth error) in a least squares sense. We use the LS functional resulting from a simplified direct form of interpolation to construct an algebraic distance measure of strength of connection which is used to derive a strength graph. The strength graph is then passed to a coloring algorithm [BHM00, Chap. 8] to coarsen the unknowns at each stage of a compatible relaxation coarsening algorithm. The quality of interpolatory sets are measured a posteriori, by first constructing LS interpolation to these sets and then monitoring the corresponding values of the LS functional for the computed minimizers [Bra01, BBKL11]. A main new feature of our coarsening algorithm is that it allows for aggressive and problem-oriented coarsening as well as long-range interpolation in a straightforward way. This is accomplished by deriving long-range measures of strength between neighboring pairs (or sets) of fine and coarse points.

Several algorithms for aggressive coarsening and long-range interpolation have been developed in the past [Stü01, DYH06], yet these techniques rely on the same M -matrix based strength of connection measure used in the original classical AMG coarsening algorithm [BMR83, BMR84, RS87]. Aggressive coarsening is then achieved by applying the classical AMG coloring algorithm multiple times before constructing interpolation. While such approaches have been shown to be effective in reducing the large complexities often resulting from application of the classical AMG scheme to finite-difference and finite-element discretizations of elliptic problems, they are again limited to M -matrix type problems. In contrast, our proposed long-range measure aims to address the issue of strength of connection in a more general context – the goal being to determine explicitly those degrees of freedom from which high quality least squares interpolation for some given set of test vectors can be constructed.

The remainder of the paper is organized as follows. First, in Section 2, we give an overview of the classical algebraic multigrid coarsening approach. Section 3 contains an introduction to the bootstrap algebraic multigrid components, with an emphasis on the least squares interpolation approach and compatible relaxation coarsening algorithm. Then, in Section 4, a general definition of strength of connection and the notion of algebraic distances, as well as its connection to compatible relaxation, are discussed. The diffusion equation with anisotropic coefficients and its discretization are introduced in Section 5 as are the results of numerical experiments of our approach applied to this system.

2. Classical AMG Coarsening. The coarse-grid selection performed in the classical AMG algorithm [BMR84, RS87] is made based on properties of slow-to-converge errors discovered by applying pointwise relaxation to discrete systems with diagonally dominant M -matrices. These errors are used to identify the important (strong) connections within the linear system. The coarse-grid points are then selected using maximal independent subset heuristics to ensure a significant reduction in grid size, still maintaining accurate

approximation properties. The outline of the classical AMG coarsening procedure is given next.

Consider the Gauss-Seidel iteration, with error propagation operator $I - L^{-1}A$, where L is the lower-triangular part of A . Fixing this to be the fine-scale relaxation used in a multigrid method for the symmetric and diagonally dominant M-matrix, A , the goal of coarse-grid correction is to effectively reduced the error components that are not significantly reduced by Gauss-Seidel relaxation. It is shown in [BMR84] that such an error, e , must satisfy

$$\sum_{i,j} (-a_{ij})(e_i - e_j)^2 \ll \sum_i a_{ii} e_i^2.$$

Thus, if a_{ij} is large, relative to $\max_{k \neq i} |a_{ik}|$ or $\max_{k \neq j} |a_{jk}|$, then it must be true that $e_i \approx e_j$.

This observation leads to the definitions of strong dependence which has significant influence on the selection of AMG coarse-grid points. For a given degree of freedom, i , the set of points that i *strongly depends upon* is defined as

$$S_i = \left\{ j : -a_{ij} \geq \theta \max_{k \neq i} \{-a_{ik}\} \right\}, \quad (2.1)$$

for some suitable choice of θ , $0 < \theta \leq 1$. Similarly, the set of points that are *strongly influenced by* i is denoted S_i^T : $j \in S_i^T$ implies that $i \in S_j$.

Once strong connections are determined, a coarse grid is chosen so that all strongly connected neighbors of any fine-grid point (that is not itself a coarse-grid point) are available for direct or a path-length two indirect interpolation. That is, if two fine-grid points are strongly connected to one another, they must have a common coarse-grid neighbor, so that this strong connection may be accounted for indirectly in interpolation. This condition is usually expressed as the first AMG coarsening heuristic.

H1: For each fine-grid point i , each point $j \in S_i$ must either be a coarse-grid neighbor of i or strongly depend on at least one coarse-grid neighbor of i .

If used alone, this rule tends to create large coarse grids, as it is most easily satisfied by adding points to the coarse grid. In practice, a second heuristic is used to limit the size of the coarse grid.

H2: The set of coarse-grid points, C , should be a maximal subset of the original set of fine-grid points such that no coarse-grid point strongly depends on any other coarse-grid point.

Because these two goals may be contradictory, typical AMG implementations rely on enforcing **H1** and use **H2** as a guide. This is done by selecting coarse-grid points using a two-pass algorithm that picks a set satisfying **H2**, then checks for any points where **H1** is violated, adding new coarse-grid points to compensate if this occurs. The first stage is often implemented as a coloring algorithm [BHM00, Chap. 8], where coarse points are selected based on their number of strongly connected neighbors. Initially, all points are weighted with the number of points that strongly depend upon them (that is, the size of S_i^T). The point with the largest weight is then selected to be a coarse-grid point. Since each $j \in S_i^T$ is now strongly connected to a coarse-grid point, all such j are made fine-grid points so that **H2** is not violated. All strongly connected neighbors of these points (that is, $k \in S_j^T$ for any $j \in S_i^T$) are then made more attractive as coarse-grid points, since they reflect unresolved strong connections of fine-grid points. Thus, the weights of all such k are incremented for each $j \in S_k$ that was made a fine-grid point. The algorithm then repeats, selecting the new largest-weighted point as a coarse-grid point.

In this way, an initial coarse grid is chosen to give a maximal independent set over all strong connections. Then, if necessary, the minimal number of points needed to ensure that property **H1** is fulfilled are added to the coarse grid. Once the selection of coarse grid has been completed, an interpolation operator is defined so that it is accurate for errors that are slowly varying along strong connections. We do not provide specific details of AMG interpolation here and, instead, again refer the reader to [BHM00, Chap. 8]. We note, however, that the classical approach for constructing P also relies on the above M -matrix heuristic that the direction in which the smooth error is locally constant can be identified by the entries in the system matrix, thus, limiting its range of applicability.

3. Bootstrap AMG. The bootstrap AMG (BAMG) algorithm, introduced in [Bra01, §17.2], was developed to extend AMG to general (non M -matrix) problems. The BAMG approach combines the following two general devices to inexpensively construct high-quality interpolation.

- (A) The interpolation is derived to provide the best least squares fit to a set of τ -smooth test vectors (TVs) obtained by a process described below.

Denote by C_i the set of coarse variables used in interpolating to $i \in F$. It follows from the satisfaction of the compatible relaxation criterion (see the next section) that, with a proper choice of C_i , there exists an interpolation that will commit only $\mathcal{O}(\tau)$ errors in reproducing x_i for *any* vector x which is τ -smooth. The size $|C_i|$ of this set should in principle increase as τ decreases (and smaller τ means overall better multigrid convergence), but in practice a pre-chosen and sufficiently small interpolation *caliber* $c := \max_{i \in F} |C_i|$, often yields small enough errors. The set C_i can often be adequately chosen by natural considerations, such as the set of geometrical neighbors with i in their convex hull. If the chosen set is inadequate, the least squares procedure will show *bad fitness* (interpolation errors large compared with τ), and the set can then be improved. The least squares procedure can also detect variables in C_i that can be discarded without significant accuracy loss. Thus, this approach allows creating interpolation with whatever needed accuracy which is *as sparse as possible*.

- (B) Generally, the test vectors are constructed in a bootstrap manner, in which several tentative AMG levels are generated by interpolation fitted to only moderately smooth TVs; this tentative (multi-level) structure is then used to produce *improved* (much smoother) TVs, yielding a more accurate interpolation operator. The process continues if needed until fully efficient AMG levels have been generated.

The first test vectors are each produced by relaxing the homogeneous system $Ax = 0$ with a different starting vector. This quickly leads to a τ -smooth test set with $\tau \ll 1$. (A mixture of random vectors and/or diverse geometrically smooth vectors can generally be used as initial approximations. In the case of discretized isotropic PDEs, if geometrically smooth vectors that satisfy the homogeneous boundary conditions are used, relaxation may not be needed at all. In many other cases relaxation can be confined to the neighborhood of boundaries and discontinuities.) For the anisotropic problem considered, we use a constant vector and a set of, initially positive random, relaxed test vectors to define an algebraic distance notion of strength of connection and the least squares interpolation operator.

3.1. Least squares interpolation. The basic idea of the least squares interpolation approach is to approximate a set of test vectors, $\mathcal{V} = \{v^{(1)}, \dots, v^{(k)}\} \subset \mathbb{R}^n$, minimizing the interpolation error for these vectors in a least squares sense. In the context considered here, namely, applying the least squares process to construct a classical AMG form of interpolation, each row of P , denoted by p_i , is defined as the minimizer of a local least squares functional. Given a splitting of variables $F = \Omega \setminus C$ for each $i \in F$ find $p_i \in \mathbb{R}^{n_c}$, $n_c = |C|$, such that

$$\mathcal{LS}(p_i) = \sum_{\kappa=1}^k \omega_{\kappa} \left(v_i^{(\kappa)} - \sum_{j \in C_i} (p_i)_j v_j^{(\kappa)} \right)^2 \mapsto \min, \quad (3.1)$$

where $C_i \subset C$. The weights $\omega_{\kappa} > 0$ can be chosen to reflect the global algebraic smoothness of the test vectors. We give our specific choice in the numerical experiments section.

REMARK 3.1. We note that if the restricted vectors $v_{C_i}^{(1)}, \dots, v_{C_i}^{(k)}$ form a basis for the local linear space \mathbb{R}^{n_i} , $n_i = |C_i|$, then the solutions to the local least squares minimization problems are unique. This in turn suggests setting a lower bound on the number of vectors, k , used in the least squares fit

$$k \geq c.$$

Further, in practice we have observed that the accuracy of the least squares interpolation operator and, hence, the performance of the resulting solver generally improves with increasing k [BBKL11], up to some value proportional to caliber c .

REMARK 3.2. In [Kah09], it was observed that the implicit application of a local Jacobi relaxation to the TVs used in the least squares definition of interpolation is equivalent to an operator induced form of least squares interpolation constructed using an Element-free AMG type approach (see [Vas09]). This equivalence

of the least squares approach with an additional local relaxation step was also formulated and discussed in a slightly different scope in [MMPR10], where it was defined as a residual-based least squares fit

$$\mathcal{LS}(p_i) = \sum_{\kappa=1}^k \omega_{\kappa} \left(v_i^{(\kappa)} - \frac{1}{a_{ii}} r_i^{(\kappa)} - \sum_{j \in C_i} (p_i)_j v_j^{(\kappa)} \right)^2 \mapsto \min, \quad (3.2)$$

which in turn was shown to be consistent with a classical AMG operator induced form of least squares interpolation.

3.2. Compatible relaxation. A general criterion for choosing an adequate set of coarse variables is the fast convergence of *compatible relaxation* (CR), as introduced in [Bra00] (being a special case of choosing coarse variables for much more general types of systems [Bra10], introduced first for problems in statistical mechanics [BR]). In fact, an improved version called *habituated compatible relaxation*, introduced in [Liv04], yields an accurate prediction for the convergence rate that can be achieved by an AMG solver that employs the given relaxation scheme and the proposed set of coarse variables. Analysis of general compatible relaxation approaches and works on the development of compatible relaxation coarsening algorithms are found in [FV04, BL07, BF10]. We note that the ability of habituated compatible relaxation to quantitatively predict performance of the solver is very useful in designing and debugging the actual solver.

Given the coarse-and-fine level splitting, C and F , a simple form of compatible relaxation is given by F -relaxation for the homogeneous system — relaxation applied only to the set of F variables. Given the partitioning of Ω into F and C , we have

$$u = \begin{pmatrix} u_f \\ u_c \end{pmatrix}, \quad B = \begin{pmatrix} B_{ff} & B_{fc} \\ B_{cf} & B_{cc} \end{pmatrix}, \quad \text{and} \quad M = \begin{pmatrix} M_{ff} & M_{fc} \\ M_{cf} & M_{cc} \end{pmatrix},$$

assuming the equations are permuted such that the unknowns in F come before those in C . The F -relaxation form of compatible relaxation is then defined by

$$u_f^{\nu+1} = (I - M_{ff}^{-1} B_{ff}) u_f^{\nu} = E_f u_f^{\nu}. \quad (3.3)$$

If M is symmetric, the asymptotic convergence rate of compatible relaxation,

$$\rho_f = \rho(E_f),$$

where ρ denotes the spectral radius, provides a measure of the quality of the coarse space, that is, a measure of the ability of the set of coarse variables to represent error not eliminated by the given fine-level relaxation. This measure can be approximated using F -relaxation for the homogeneous system with a random initial guess u_f^0 . Since $\lim_{\nu \rightarrow \infty} \|E_f^{\nu}\|^{1/\nu} = \rho(E_f)$ for any norm $\|\cdot\|$, the measure

$$\varrho_f = (\|u_f^{\nu}\| / \|u_f^0\|)^{1/\nu} \quad (3.4)$$

estimates ρ_f .

The set of coarse variables is then constructed using a multistage coarsening algorithm, where a single stage consists of: (1) running several iterations of compatible relaxation (based on the current set F) and (2) if it is slow to converge, adding an independent set of the fine-level variables not well treated by CR to C . Steps (1) and (2) are applied repeatedly, giving rise to a sequence of coarse variable sets:

$$\emptyset = C_0 \subseteq C_1 \subseteq \dots \subseteq C_m,$$

until convergence of compatible relaxation below a prescribed tolerance is reached, yielding an accepted coarse set $C := C_m$.

We note that all current CR algorithms have intentionally avoided the explicit use of a strength of connection measure in constructing the coarse variable sets, instead relying on the error produced by CR to form candidate sets of potential C -points. Our aim here is to develop a more general notion of strength of connections based on algebraic distances and to explore its use in a compatible relaxation coarsening scheme and defining AMG interpolation.

4. Selecting coarse variables and interpolation via algebraic distances. While the classical definition of strong dependence is appropriate for the case of diagonally dominant M-matrices for which it was intended, it is frequently seen to break down when applied to problems involving other classes of matrices. The near null space of a diagonally dominant M-matrix is typically a locally slowly varying (or locally constant) vector, and, in such cases the AMG strength heuristic relies on this being reflected in the coefficients of the system matrix, A . If either the near null space cannot be accurately characterized as locally constant or this is not reflected in the matrix coefficients, then AMG performance typically suffers.

To derive a more general measure of strength of connection, we consider qualifying strength among variables based on a variables ability to interpolate τ -smooth error to its neighbors. We thus characterize a given variable (set of variables) as strongly connected to a neighboring grid point as one(s) for which the value of the LS functional is small when building interpolation from this point (set of points), for some set of test vectors. In doing so, we are able to identify suitable coarse-grid points as those from which it is possible to build a high-quality LS interpolation to its neighbors. Next, we describe the idea of measuring strength between neighbors via algebraic distances in detail and then discuss how we use this measure in a CR coarsening algorithm and in computing interpolation.

4.1. Strength of connection by algebraic distances. The basic idea of the *algebraic distances* approach to measuring strength of connection is to construct a row of least squares interpolation, p_i , for each fine variable $i \in \Omega$ and various choices of its interpolatory set, C_i :

$$\mathcal{LS}(p_i) = \sum_{\kappa=1}^k \omega_{\kappa} \left(v_i^{(\kappa)} - \frac{1}{a_{ii}} r_i^{(\kappa)} - \sum_{j \in C_i} (p_i)_j v_j^{(\kappa)} \right)^2 \mapsto \min, \quad (4.1)$$

and then using the associated values of \mathcal{LS} to define weights quantifying the connectivity among variables.

With a given matrix A , associate a connected graph $\mathcal{G} = (\mathcal{V}, \mathcal{E})$, where \mathcal{V} and \mathcal{E} are the sets of vertices and edges, with $n = |\mathcal{V}|$ (cardinality of \mathcal{V}). Here, an edge $(i, j) \in E \iff (A)_{ij} \neq 0$. Let $\mathcal{G}_d(\mathcal{V}_d, \mathcal{E}_d)$ denote the graph of the matrix A^d and define $\mathcal{G}_{d,i}(\mathcal{V}_i, \mathcal{E}_i)$ as the subgraph associated with the i th vertex and its algebraic neighbors:

$$\mathcal{V}_i := \{j \mid (A^d)_{ij} \neq 0\} \quad \text{and} \quad \mathcal{E}_i := \{(i, j) \mid (A^d)_{ij} \neq 0\}. \quad (4.2)$$

In its simplest form, the notion of algebraic distances is straightforward: For a given search depth, d , set of test vectors, $\{v^{(1)}, \dots, v^{(k)}\}$, and fine variable $i \in \Omega$ compute

$$r_{ij} = \frac{1}{\sum_{\kappa=1}^k \omega_{\kappa} \left(v_i^{(\kappa)} - \frac{1}{a_{ii}} r_i^{(\kappa)} - p_{ij} v_j^{(\kappa)} \right)^2} \quad \text{for all } j \in \mathcal{V}_i, \quad (4.3)$$

where p_{ij} is the minimizer of the least squares problem to a single variable j . Here, although the measure is able to determine the coupling between any given two points, we limit its use to local neighborhoods, $j \in \mathcal{V}_i$. This simplification coupled with the idea of deriving strength according to an algebraic distance measure based on simple one-point (one-sided) interpolation, allows us to control the complexity of the algorithm. More generally, the algebraic distance measure can be defined from the LS functional obtained by building interpolation from sets of points, thereby providing a local a posteriori measure of the quality of the interpolatory set C_i .

REMARK 4.1. *Using the given weighted strength graph in a coloring algorithm to aggregate unknowns or in a greedy algorithm to define a matching in the graph results in a so-called plain aggregation scheme, which in turn can be used as a solver within an AMLI cycle [BCKZ11]. In [BBB⁺10], such a scheme was developed for finding steady state vectors of Markov chains. A similar technique, which chooses aggregates using a greedy strategy based on a local stability measure is developed and analyzed in [BCZ11].*

4.2. Compatible relaxation coarsening and algebraic distances. In choosing C , we integrate the simplified variant of the algebraic distance notion of strength of connection based on one-sided interpolation (4.3) into the CR-based coarsening algorithm developed in [BF10]. The notion of algebraic distances is used to form a subgraph of the graph of the matrix A^d , $d = 1, 2, \dots$. Specifically, the algebraic distance between any two adjacent vertices in the graph, \mathcal{G}_d , of A^d is computed using (4.3). Then, for each vertex,

$i \in F$, we remove edges adjacent to i with small weights relative to the largest weight of all edges connected to i :

$$\mathcal{V}_{\mathcal{M}} = F; \quad \mathcal{E}_{\mathcal{M}} = \{(i, j) \mid i, j \in F \text{ and } r_{ij} > \theta_{ad} \max_k r_{ik}\}, \quad (4.4)$$

with $\theta_{ad} \in (0, 1)$. This in turn produces the graph of strongly connected vertices, $\mathcal{M}^d(\mathcal{V}_{\mathcal{M}}, \mathcal{E}_{\mathcal{M}})$. Note that by definition, the strength graph is restricted to vertices $i \in F$ so that it can be used in subsequent CR coarsening stages.

The strength graph, \mathcal{M}^d , is then passed to a coloring algorithm, as in the classical AMG approach outlined in Section 2, where as mentioned earlier, coarse points are selected based on their number of strongly connected neighbors. Recall that, in the classical approach strong couplings are defined in terms of S_i and S_i^T as in Equation (2.1). In our approach, the sets S_i and S_i^T containing the information on strong coupling are instead derived from the algebraic distance based connectivity graph \mathcal{M}^d .

A rough description of our overall CR coarsening approach is described by Algorithm 1; for additional specific details of the CR algorithm we refer the reader to [BF10], in which this scheme was developed for diffusion problems similar to those we consider here.

Algorithm 1 compatible_relaxation	{Computes C using Compatible Relaxation}
<hr/>	
<i>Input:</i> C_0 $\{C_0 = \emptyset \text{ is allowed}\}$.	
<i>Output:</i> C	
Initialize $C = C_0$	
Initialize $Z = \Omega \setminus C$	
Perform ν CR iterations with constant u^0	
while $\rho_f > \delta$ do	
$Z = \{i \in \Omega \setminus C : \sigma_i > \text{tol}\}$	
$C = C \cup \{ \text{independent set of } Z \}$ based on \mathcal{M}^d	
Perform ν CR iterations with constant u^0	
end while	

REMARK 4.2. Various choices of the candidate set measure, σ_i , used in determining potential C -points have been studied in the literature [Bra00, Liv04, BF10]; our's follows the definition in [BF10], namely

$$\sigma_i := \frac{|u_i^\nu|}{\|u^\nu\|_\infty}.$$

We mention that, in practice, this measure gives the best overall results for smaller values of ν , say $\nu = 5$. Additional discussions and extensive testing of this approach are found in [BF10].

REMARK 4.3. The matrix A^d , $d > 1$, is never formed in practice – it is straightforward to reconstruct the connectivity graph of A^d using local operations involving only the graph of A .

4.3. Defining interpolation via algebraic distances. Given a set of coarse variables C and a set of τ -smooth test vectors, $\{v^{(1)}, \dots, v^{(k)}\}$, interpolation of a given caliber, c , is constructed via the least squares functional defined in (4.1). More specifically, we consider all possible sets of C -points, W , up to a given cardinality as prescribed by parameter, c , in the d_{LS} -ring coarse point neighborhood of a given F -point, i , defined as

$$\mathcal{N}_{d_{LS}, i} := C \cap \mathcal{V}_{d_{LS}, i}, \quad (4.5)$$

where the connectivity in $\mathcal{G}_{d_{LS}, i}$ is defined as in (4.2). Thus, the sets of possible interpolatory points can be written as

$$\mathcal{W} := \{W \mid W \subseteq \mathcal{N}_{d_{LS}, i} \text{ and } |W| \leq c\}.$$

By sampling this set we find the minimizer of the least squares functional: for each $i \in F$

$$C_i = \arg \min_{W \in \mathcal{W}} \mathcal{L}_{\mathcal{S}_W}(p_i),$$

where,

$$\mathcal{LS}_W(p_i) = \sum_{\kappa=1}^k \omega_{\kappa} \left(v_i^{(\kappa)} - \frac{1}{a_{ii}} r_i^{(\kappa)} - \sum_{j \in W} (p_i)_j v_j^{(\kappa)} \right)^2,$$

and p_i denotes the minimizer of the least squares problem (3.2) for the given set W . Thus, we must compute p_i and evaluate $\mathcal{LS}_W(p_i)$ for all possible choices of $W \in \mathcal{W}$. The row of interpolation, p_i , is then chosen as the one that minimizes $\mathcal{LS}_W(p_i)$.

An additional detail of our approach is the penalization of large interpolatory sets. It is easily shown that for two sets $W' \subset W''$, their corresponding minimal least squares functional values fulfill $\mathcal{LS}_{W'} \geq \mathcal{LS}_{W''}$. In order to keep the interpolation operator as sparse as possible, we require that the least squares functional is reduced by a certain factor when increasing the cardinality of W . That is, a new set of points W'' is preferred over a set of points W' with $|W''| > |W'|$ if

$$\mathcal{LS}_{W''} < (\mathcal{LS}_{W'})^{\gamma(|W''| - |W'|)}.$$

Based on numerical experience we usually choose $\gamma = 1.5$ which tends to produce accurate and sparse interpolation operators for a large class of problems.

REMARK 4.4. *The above sampling of all possible combinations of interpolatory sets with cardinality up to some given caliber is one of many possible strategies for selecting C_i . In our experience, such an exhaustive search is rarely necessary and in most cases scanning a small number of possibilities using some systematic strategy that incorporates the algebraic distance strength measure based on one-sided interpolation is sufficient.*

5. Numerical Results. In this section, to demonstrate the effectiveness of the algebraic distances measure of strength of connection when combined with CR coarsening and a greedy approach for constructing LS interpolation, we present tests of the approach applied to a variety of 2D anisotropic diffusion problems discretized on a $(N + 1) \times (N + 1)$ uniform grid.

5.1. Model problem and its discretization. We consider a finite-difference discretization of the two-dimensional diffusion operator

$$\mathcal{L}u = \nabla \cdot \mathcal{K} \nabla u \tag{5.1}$$

with anisotropic diffusion coefficient

$$\mathcal{K} = \begin{pmatrix} \cos \alpha & -\sin \alpha \\ \sin \alpha & \cos \alpha \end{pmatrix} \begin{pmatrix} 1 & 0 \\ 0 & \epsilon \end{pmatrix} \begin{pmatrix} \cos \alpha & \sin \alpha \\ -\sin \alpha & \cos \alpha \end{pmatrix}, \tag{5.2}$$

where $0 < \epsilon < 1$ and $0 \leq \alpha < 2\pi$. Changing variables

$$\begin{pmatrix} \xi \\ \eta \end{pmatrix} = \begin{pmatrix} \cos \alpha & \sin \alpha \\ -\sin \alpha & \cos \alpha \end{pmatrix} \begin{pmatrix} x \\ y \end{pmatrix}, \tag{5.3}$$

yields strong connections aligned with direction ξ :

$$\mathcal{L}u(\xi, \eta) = u_{\xi\xi} + \epsilon u_{\eta\eta}. \tag{5.4}$$

Its equivalent formulation in (x, y) coordinates is given by

$$\mathcal{L}u(x, y) = au_{xx} + bu_{xy} + cu_{yy}, \tag{5.5}$$

where $a = \cos^2 \alpha + \epsilon \sin^2 \alpha$, $b = (1 - \epsilon) \sin 2\alpha$, and $c = \sin^2 \alpha + \epsilon \cos^2 \alpha$.

In formulating a finite-difference discretization of (5.5), we consider a standard five-point discretization for the Laplacian term and then define the discretization of the u_{xy} term using intrinsic strength of connections. In the $\alpha = \pi/4$ case, for example, this amounts to using lower-left and upper-right neighbors and

avoiding lower-right and upper-left ones in defining the discretization for each fine-grid point $i \in \Omega$. The stencil for u_{xy} and this choice of α is then given by

$$\tilde{S}_{xy} = \frac{1}{2h^2} \begin{pmatrix} 0 & -1 & 1 \\ 0 & 1 & -1 \\ 0 & 0 & 0 \end{pmatrix} + \frac{1}{2h^2} \begin{pmatrix} 0 & 0 & 0 \\ -1 & 1 & 0 \\ 1 & -1 & 0 \end{pmatrix}. \quad (5.6)$$

The overall stencil thus includes seven nonzero values. In our numerical experiments, we consider also the worst case scenario, that is, the case where the discretization for u_{xy} is defined along the weakest connection, η . For instance, the appropriate stencil for $\alpha = \pi/4$ is a poor choice for $\alpha = -\pi/4$ as directions ξ and η , as in (5.3), interchange for these choices of α . Further, for this value of α and taking $\epsilon = .1$, the resulting system matrix has stencil

$$S_A = \begin{pmatrix} & -1 & .45 \\ -1 & 3.1 & -1 \\ .45 & -1 & \end{pmatrix},$$

and, thus, is not an M -matrix. Here, some of the off-diagonal entries in A are positive and, hence, the heuristics motivating the classical definition of strength of connection are not applicable. We consider this extreme case, although it is unlikely to arise in practice, to demonstrate the robustness of our approach in choosing the right coarsening strategy for the targeted anisotropic problems. We mention that on a structured grid, our chosen seven-point discretization is equivalent to the finite element discretization of the same elliptic boundary value problem.

5.2. Formulating a two-level coarsening algorithm. Our aim is to study the robustness of the algebraic distance notion of strength of connection for grid and non-grid aligned anisotropy. We focus our tests on the seven-point finite-difference discretization introduced earlier in this section for various values of anisotropy angle, α , anisotropy coefficient, ϵ .

In all tests, coarse grids are chosen using the compatible relaxation approach discussed in Section 4.2 and then interpolation is computed using the greedy LS approach given in Section 4.3. The stopping tolerance for CR steps is set as $\delta = 0.7$ and the number of CR sweeps is set as $\nu = 5$, so that the algorithm terminates when ρ_f in (3.4) is below this value, and the tolerance for the candidate set measure is taken as $\mathbf{tol} = 1 - \rho_f$. The larger choice of stopping tolerance allows more aggressive coarsening whereas our choice of \mathbf{tol} ensures that points are added to the candidate set more sparingly at later stages of the CR coarsening scheme. We fix the strength of connection parameter used in forming the strength graph at $\theta_{ad} = .5$ and vary the the graph distance, d , used to define the graph \mathcal{G}_d , from which \mathcal{M}_d in (4.4) is constructed. We note that generally the overall quality of the grids the algorithm produces depends only mildly on the choice of θ_{ad} .

The search depth, used in defining the greedy approach for choosing LS interpolation as in (4.5), is fixed as $d_{LS} = d + 2$. Here, taking a larger value of the search depth than the coarsening depth allows the approach to scan a larger number of possible interpolatory sets in forming long-range interpolation (whenever the problem requires it). In this way, the LS scheme for constructing interpolation is able to better follow a wider range of values of the anisotropy angle, α . Eight test vectors are used to construct the modified LS interpolation given in (3.2), seven are computed by applying 40 iterations of Gauss Seidel to distinct random initial guesses and the eighth is the constant vector also relaxed with 40 iterations of Gauss Seidel. We mention that the number of test vectors and especially the amount of relaxation applied to them can be sufficiently reduced by replacing a one-grid procedure by a multilevel bootstrap cycling scheme [BBKL11]. However, the main focus of this paper is the study of the performance of the algebraic distances measure of strength of connections for the targeted anisotropic problems; the development of a multilevel algorithm is subject of on-going research.

When presenting results of the two-grid solver constructed by our algorithm we use two pre- and post-Gauss Seidel relaxation sweeps on the fine grid and a direct solver on the coarse grid. Here, we use two pre- and post-smoothing steps because our algorithm generally produces aggressive coarsening. The estimates of the asymptotic convergence rates are computed as follows:

$$\rho = \frac{\|e^\eta\|_A}{\|e^{\eta-1}\|_A},$$

where e^η is the error after $\eta = 100$ MG iterations, applied to the homogenous system starting with random initial approximations. We also report the operator complexity ratio

$$\gamma_o = \frac{nnz(A) + nnz(A_c)}{nnz(A)},$$

and the coarsening factor $\gamma_g = \frac{|C|}{|\Omega|}$.

5.3. Choosing coarse variables and interpolation. In this section, we present the choices of coarse grids our algorithm makes when applied to the anisotropic problem for $\epsilon = 10^{-10}$ and various choices of the anisotropic angle α in (5.2). In the plots in Figures 5.1 – 5.3, the black lines depict the interpolation pattern for each F -point (denoted by the smaller circles) from its neighboring C -points (denoted by the larger circles). We note that for the $d = 1$ tests in Figure 5.1, the coarsening and interpolation pattern follow the anisotropy when the choice of the coarse grids allow it, i.e., for $\alpha = 0$ and $\alpha = \pi/4$. This is not the case for the $\alpha = -\pi/4$ and $\alpha = \pi/8$ cases, for which the direction of strongest coupling is not captured by the connectivity of the fine-level discretization of the problem. Hence, for these problems it is not possible to form a strength matrix from immediate algebraic neighbors which produces a coarse grid that allows the interpolation pattern to follow the anisotropy. These observations in fact led to the idea of using the graph \mathcal{G}_d of A^d , $d > 1$, to form the strength matrix. Overall, we see that even for these cases, the algebraic distance strength measure leads to least squares interpolation that follows the general direction of anisotropy as much as possible when coarsening is done using \mathcal{G}_1 to form the strength graph and set of coarse grid points.

Another interesting observation here is that for the $d = 2$ results in Figure 5.2, by using the graph of A^2 to form the algebraic-distance-based strength graph, the coloring algorithm is now able to coarsen in the direction of anisotropy for the $\alpha = -\pi/4$ case. This choice also allows a more aggressive coarsening for other values of α while maintaining, for $\alpha = 0$ and $\alpha = \pi/4$, the characteristic directions induced by the anisotropy.

A particularly difficult choice of α occurs when the anisotropy direction is nearly aligned with a grid direction, for example, taking $\alpha \approx 0$ for our diffusion problems on a regular 2D grid. For these cases, a longer-range interpolation and an extended search depth for coarse-grid candidates is needed to accurately capture the anisotropy (more so for directions closer to the grid lines). To demonstrate this phenomenon, we include the results for $\alpha = \pi/8$ in Figure 5.3. Here, we see that when using a larger value of d in (4.4) to define \mathcal{G}_d and also a larger value of the search depth (d_{LS} in (4.5)), the LS procedure is able to generate an interpolation operator that accurately follows the direction of the anisotropy.

5.4. The coarse-level operator. One of the interesting deliverables of the algorithm, in particular of its implementation of the compatible relaxation and the algebraic distances, is the pattern of the resulting coarse-grid stencil. Discretization involving (5.6) favors $\alpha = \pi/4$ and with the same argument makes the worst possible discretization for $\alpha = -\pi/4$ for which employment of upper-left and lower-right grid-point neighbors in discretization of ∂_{xy} would be beneficial. We now consider both cases $\alpha = \pm\pi/4$ and the seven point discretization, employing (5.6). For both cases, we assume $\epsilon = 10^{-10}$, $d = 2$, and $d_{LS} = 4$.

We first confirm that for $\alpha = \pi/4$, the coarse-grid operator $A_c = P^t A P$ preserves the intrinsic strength of connections inherited from the fine-grid operator A . A typical example of its stencil is given in Fig 5.4(a) (the details of configurations depend on the coarsening pattern in the neighborhood of the considered coarse-grid equation).

The results for the more challenging $\alpha = -\pi/4$ case are provided in Figure 5.4(b). Here, we observe that although the discretization on the fine grid does not follow the anisotropy whatsoever, the non-zero pattern of the coarse-grid operator correctly aligns with the direction of anisotropy. This result demonstrates the ability of the algorithm to overcome, if needed, the disadvantage of a poorly chosen fine-grid discretization and regain a more favorable discretization on the first coarse grid. Further, the results for the $\alpha = \pi/4$ indicate, that all consecutive coarse grids (though not employed in our two-level algorithm) are likely to maintain a similar favorable discretization, that too accurately reflects the anisotropy.

Coefficients of the coarse-grid stencils, presented in Fig.5.4, are given next. Here $S_{c_g}^+$ corresponds to

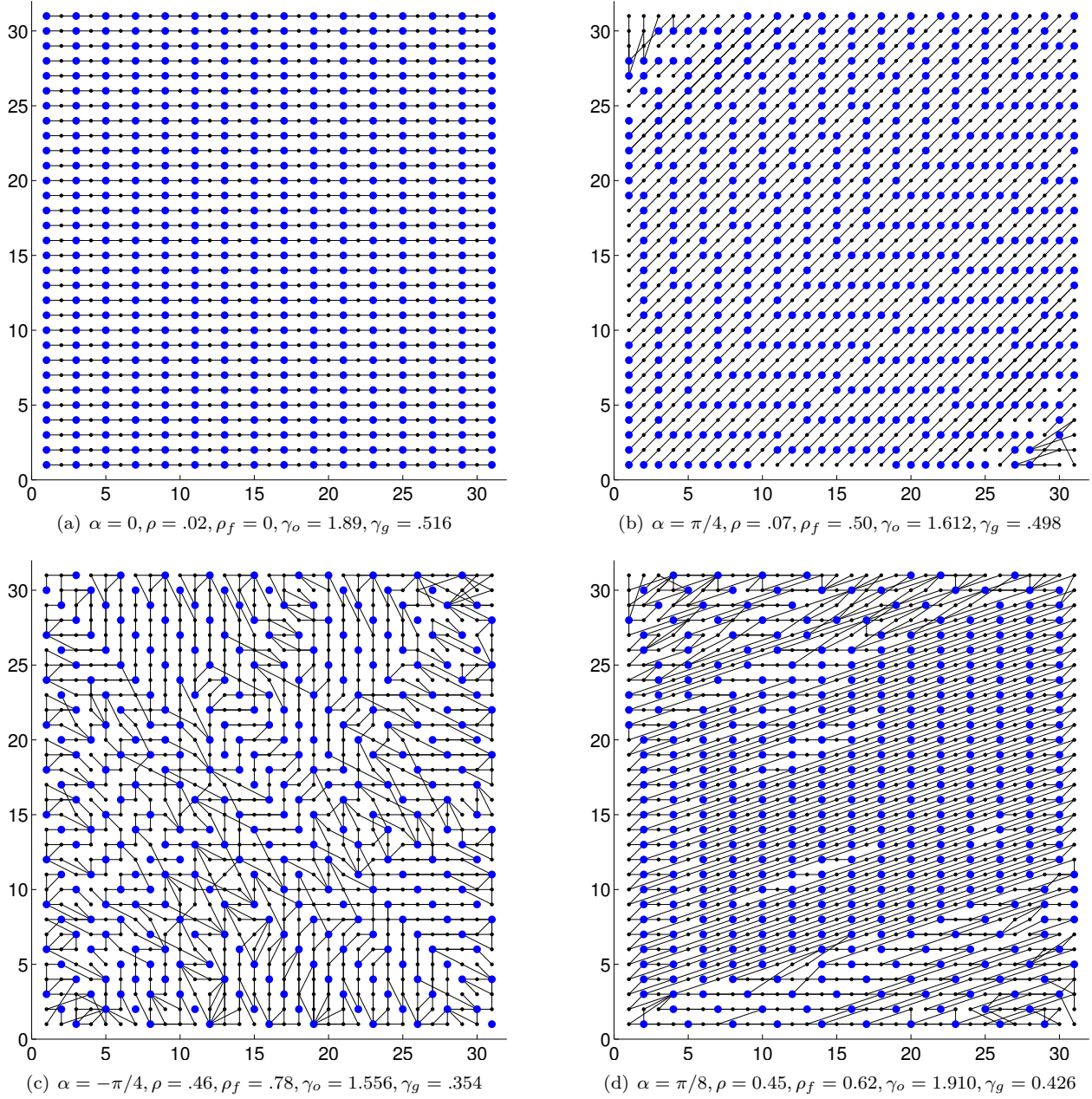


FIG. 5.1. Coarse grids and interpolation patterns for $h = 1/32$ for various choices of α , using the graph of A , i.e., $d = 1$ and $d_{LS} = 3$, to define the strength matrix.

$\alpha = \pi/4$ (entries denoted by $*$ are negligible, with absolute values below 10^{-11})

$$S_{cg}^+ = \begin{pmatrix} & & * & -0.166 \\ & & & * \\ * & 0.332 & & \\ * & -0.166 & * & \end{pmatrix},$$

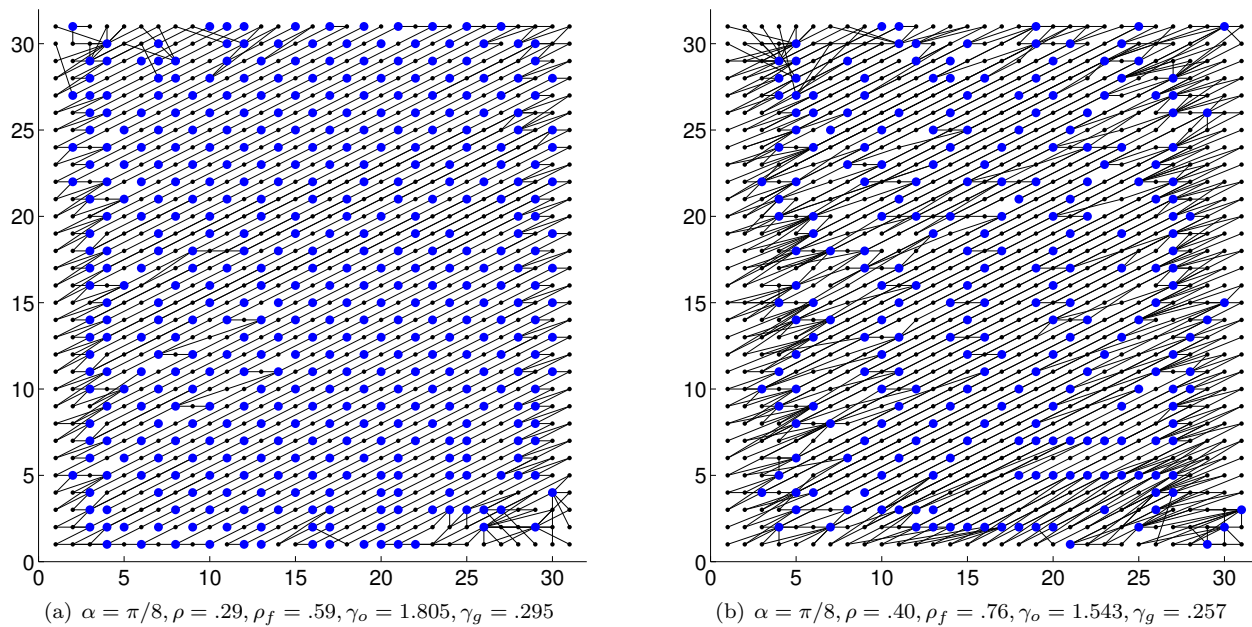


FIG. 5.3. Coarse grids and interpolation patterns for $h = 1/32$ with $\alpha = \pi/8$ using the graph of A^2 , i.e., $d = 2$ and $d_{LS} = 4$ (left) and A^4 , i.e., $d = 4$ and $d_{LS} = 6$ (right).

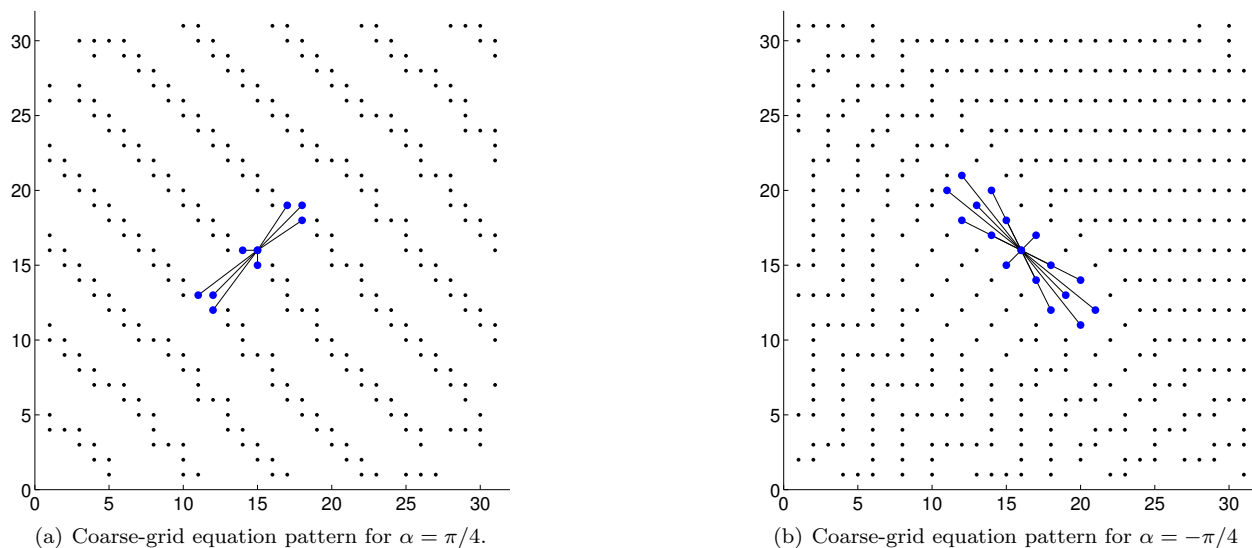


FIG. 5.4. Non-zero pattern of one of the stencils of the coarse-grid operator A_c , centered at $i \in C$ and connected with $j \in C$ such that $(A_c)_{ij} \neq 0$. The smaller dots in the graph are all other coarse-grid variables.

In both stencils, all entries are rounded to the nearest hundredth.

The distribution of the stencils' coefficients further illustrates the ability of the algebraic distance based strength of connections measure to choose the correct coarse-grid points for problems with anisotropic coefficients; in both cases, the non-zero sparsity pattern and dominant coefficients of the resulting coarse-grid operators follow the direction of anisotropy.

REMARK 5.1. We recall that a larger graph distance $d = 2$ and search depth $d_{LS} = 4$ were required to obtain our promising results for the $\alpha = \pi/4$ case and note the additional fill-in of the resulting coarse-level operator in this case, as seen in Figure 5.4.b. Generally, as the direction of the non-grid aligned anisotropy aligns itself more closely with the grid, the values of d and, hence, d_{LS} , must be increased for the approach to appropriately capture the anisotropy.

This, in turn, increases the fill-in of the coarse-level operator, making it difficult to recursively coarsen the equations in a systematic way and maintain low grid and operator complexities. We mention that any method for constructing the long-range interpolation required by such problems will have to be designed with this issue in mind.

5.5. Two-level convergence. We conclude our experiments with tests of the proposed AMG setup algorithm applied to (5.1) for various choices of the anisotropy angle, α , the anisotropy coefficient, ϵ , and the mesh spacing $h = 1/N$. In the following tables, the asymptotic convergence rates, ρ , of the two-grid solver produced by our setup algorithm are reported, along with the corresponding coarsening factors γ_g and operator complexity ratios γ_o . Here, we observe a slight dependence of the computed convergence rates and grid and operator complexities on the problem parameters, ϵ , α , and h . This dependence on h is restricted mostly to the non-grid aligned cases, with the exception $\alpha = 0$ and $\epsilon = .1$, where we see a slight increase in ρ as the problem size is increased from $N = 64$ to $N = 128$. Moreover, in all cases, the convergence rates and complexities are uniformly bounded with respect to ϵ and α for fixed h . We note in addition that these results are promising when considering that all tests were performed with the same strength parameter $\theta_{ad} = .5$. In fact, all parameters in the setup algorithm were fixed, suggesting that the individual components of the setup are robust for the targeted anisotropic problems, even those leading to non M -matrix systems as in the $\alpha = -\pi/4, \pi/8$ cases. Further, we note that the setup handles the isotropic case when $\alpha = 0$ and $\epsilon = 1$ with similar efficiency, producing a two-grid method with convergence rate $\rho = .28$ and complexities $\gamma_g = 25$ and $\gamma_o = 1.6$ for $N = 32, 64, 128$.

α	$\epsilon = .1$		
$\pi/4$.10 (.35,1.5)	/.22 (.30,1.5)	/.22 (.27,1.5)
$-\pi/4$.31 (.35,1.7)	/.36 (.34,1.7)	/.48 (.32,1.7)
$\pi/8$.32 (.27,1.4)	/.39 (.24,1.5)	/.35 (.25,1.5)
0	.19 (.34,1.6)	/.20 (.37,1.7)	/.24 (.38,1.7)

α	$\epsilon = .0001$		
$\pi/4$.26 (.35,1.5)	/.26 (.34,1.5)	/.23 (.36,1.5)
$-\pi/4$.28 (.46,1.9)	/.33 (.45,1.9)	/.38 (.41,1.9)
$\pi/8$.30 (.43,1.8)	/.48 (.38,1.8)	/.51 (.36,1.8)
0	.05 (.34,1.6)	/.06 (.35,1.6)	/.06 (.38,1.7)

α	$\epsilon = 0$		
$\pi/4$.06 (.33,1.4)	/.06 (.34,1.4)	/.06 (.36,1.5)
$-\pi/4$.28 (.46,1.9)	/.35 (.43,1.9)	/.37 (.41,1.9)
$\pi/8$.30 (.43,1.8)	/.49 (.38,1.8)	/.52 (.36,1.8)
0	.05 (.34,1.3)	/.06 (.35,1.3)	/.06 (.38,1.4)

TABLE 5.1

Approximate asymptotic convergence rates for the seven point FD Anisotropic Laplace problem with Dirichlet boundary conditions for various choices of α , ϵ and h . Here, our proposed setup is applied with $d = 2$ and $d_{LS} = 4$. The reported results correspond to: ρ (γ_g, γ_o) for $n = 32^2$ / $n = 64^2$ / $n = 128^2$.

6. Concluding remarks. The LS functional gives a flexible and robust tool for measuring AMG strength of connectivity via algebraic distances: between pairs of points to define a strength graph used to choose coarse points; and among sets of points for determining interpolatory sets. The proposed coarsening approach combining algebraic distances, compatible relaxation, and least squares interpolation provides an effective scheme for the non-grid aligned anisotropic diffusion problems considered. The approach chooses suitable coarse-grid variables and prolongation operators for a wide range of anisotropies, without the need for parameter tuning. Moreover, even when the initial fine-grid discretization is chosen in the direction opposite to the one defined by the anisotropy (as in the $\alpha = -\pi/4$ case), the method constructs a suitable interpolation operator and, further, produces a coarse-grid operator which better captures the anisotropy. While not the focus of this paper, the promising results obtained by our approach suggest that its extension from two to many levels should be effective. Indeed, it is natural to assume that if the first coarse grid system produced by our scheme is consistent with a suitable discretization, regardless of the initial discretization, then the multilevel scheme constructed from it will yield an effective solver. As noted earlier, the main challenge faced in extending our approach to a multilevel one for the targeted anisotropic problems is that of

designing an algorithm capable of constructing long-range interpolation as needed to capture general anisotropies and at the same time maintains low grid and operator complexities.

REFERENCES CITED

- [BBB⁺10] A. Brandt, J. Brannick, M. Bolten, A. Frommer, K. Kahl, and I. Livshits. Bootstrap AMG for Markov chains. *SIAM J. Sci. Comp.*, submitted, April 9, 2010.
- [BBKL11] A. Brandt, J. Brannick, K. Kahl, and I. Livshits. Bootstrap AMG. *SIAM J. Sci. Comput.*, 33:612–632, 2011.
- [BBM⁺06] J. Brannick, M. Brezina, S. Maclachlan, T. Manteuffel, S. McCormick, and J. Ruge. An energy-based AMG coarsening strategy. *Numer. Linear Algebra Appl.*, 13:133–148, 2006.
- [BCF⁺00] M. Brezina, A.J. Cleary, R.D. Falgout, V.E. Henson, J.E. Jones, T.A. Manteuffel, S.F. McCormick, and J.W. Ruge. Algebraic multigrid based on element interpolation (AMGe). *SIAM J. Sci. Comp.*, 22:1570–1592, 2000.
- [BCKZ11] J. Brannick, Y. Chen, J. Krauss, and L. Zikatanov. An algebraic multigrid method based on matching of graphs. In *Proceedings of the 20th International Conference on Domain Decomposition Methods*, Lecture Notes in Computational Science and Engineering. Springer, submitted May 16, 2011.
- [BCZ11] J. Brannick, Y. Chen, and L. Zikatanov. An algebraic multilevel method for anisotropic elliptic equations based on subgraph matching. *Numer. Linear Algebra Appl.*, submitted May 16, 2011.
- [BF10] J. Brannick and R. Falgout. Compatible relaxation and coarsening in algebraic multigrid. *SIAM J. Sci. Comput.*, 32(3):1393–1416, 2010.
- [BFM⁺05] M. Brezina, R. Falgout, S. MacLachlan, T. Manteuffel, S. McCormick, and J. Ruge. Adaptive amg (aAMG). *SIAM J. Sci. Comput.*, 26:1261–1286, 2005.
- [BHM00] W. L. Briggs, V. E. Henson, and S. F. McCormick. *A Multigrid Tutorial*. SIAM Books, Philadelphia, 2000. Second edition.
- [BL07] J. Brannick and L. Zikatanov. Algebraic multigrid methods based on compatible relaxation and energy minimization. In *Proceedings of the 16th International Conference on Domain Decomposition Methods*, volume 55 of *Lecture Notes in Computational Science and Engineering*, pages 15–26. Springer, 2007.
- [BMR83] A. Brandt, S. McCormick, and J. W. Ruge. Algebraic multigrid (AMG) for automatic multigrid solution with application to geodetic computations. Technical report, Colorado State University, Fort Collins, Colorado, 1983.
- [BMR84] A. Brandt, S. McCormick, and J. Ruge. Algebraic multigrid (AMG) for sparse matrix equations. In D. J. Evans, editor, *Sparsity and Its Applications*. Cambridge University Press, Cambridge, 1984.
- [BR] A. Brandt and D. Ron. Renormalization multigrid (RMG): Statistically optimal renormalization group flow and coarse-to-fine monte carlo acceleration. *Journal of Statistical Physics*, 102:231–257.
- [Bra86] A. Brandt. Algebraic multigrid theory: The symmetric case. *Appl. Math. Comput.*, 19(1-4):23–56, 1986.
- [Bra00] A. Brandt. General highly accurate algebraic coarsening. *Elect. Trans. Numer. Anal.*, 10:1–20, 2000.
- [Bra01] A. Brandt. Multiscale scientific computation: Review 2001. In *Multiscale and Multiresolution Methods*, pages 1–96. Springer Verlag, 2001.
- [Bra10] A. Brandt. Principles of systematic upscaling. In *Bridging the Scales in Science and Engineering*, pages 193–215. Oxford University Press, 2010.
- [Bro03] O. Broker. *Parallel Multigrid Methods using Sparse Approximate Inverses*. PhD thesis, Swiss Federal Institute of Technology, Zurich, Zurich, Switzerland, 2003.
- [CFH⁺03] T. Chartier, R.D. Falgout, V.E. Henson, J.E. Jones, T.A. Manteuffel, S.F. McCormick, J.W. Ruge, and P.S. Vassilevski. Spectral AMGe (ρ AMGe). *SIAM J. Sci. Comp.*, pages 1–26, 2003.
- [CFHJ98] A.J. Cleary, R.D. Falgout, V.E. Henson, and J.E. Jones. Coarse-grid selection for parallel algebraic multigrid. In *Proc. of the Fifth International Symposium on Solving Irregularly Structured Problems in Parallel*, volume 1457 of *Lecture Notes in Computer Science*, pages 104–115. Springer-Verlag, New York, 1998.
- [Cho03] E. Chow. An unstructured multigrid method based on geometric smoothness. *Numer. Linear Algebra Apps.*, 10:401–421, 2003.
- [DYH06] H. De Sterck, U.M. Yang, and J.J. Heys. Reducing complexity in parallel algebraic multigrid preconditioners. *SIAM J. on Matrix Analysis and Applications*, 27(4):1019–1039, 2006. Also available as LLNL Technical Report UCRL-JRNL-206780.
- [FV04] R. Falgout and P. Vassilevski. On generalizing the amg framework. *SIAM J. Numer. Anal.*, 42(4):1669–1693, 2004.
- [GH97] M.J. Grote and T. Huckle. Parallel preconditioning with sparse approximate inverses. *SIAM J. Sci. Comput.*, 18(3):838–853, 1997.
- [HY02] V.E. Henson and U.M. Yang. BoomerAMG: a parallel algebraic multigrid solver and preconditioner. *Applied Numerical Mathematics*, 41:155–177, 2002.
- [Kah09] K. Kahl. *Adaptive Algebraic Multigrid for Lattice QCD Computations*. PhD thesis, Bergische Universität Wuppertal, Fachbereich Mathematik und Naturwissenschaften, Wuppertal, 2009.
- [Liv04] O. Livne. Coarsening by compatible relaxation. *Num. Lin. Alg. Appl.*, 11(2):205–227, 2004.

- [Meu01] G. A. Meurant. Numerical experiments with algebraic multilevel preconditioners. *Elect. Trans. Numer. Anal.*, 12:1–65, 2001.
- [MMPR10] T. Manteuffel, S. McCormick, M. Park, and J. Ruge. Operator-based interpolation for bootstrap algebraic multigrid. *Numer. Linear Algebra Appl.*, 17(2-3):519–537, 2010.
- [RS87] J. W. Ruge and K. Stüben. Algebraic multigrid (AMG). In S. F. McCormick, editor, *Multigrid Methods*, volume 3 of *Frontiers in Applied Mathematics*, pages 73–130. SIAM, Philadelphia, PA, 1987.
- [Stü01] K. Stüben. An introduction to algebraic multigrid. In U. Trottenberg, C. Oosterlee, and A. Schüller, editors, *Multigrid*, pages 413–528. Academic Press, San Diego, CA, 2001.
- [Vas09] P. Vassilevski. *Multilevel Block Factorization Preconditioners: Matrix-based Analysis and Algorithms for Solving Finite Element Equations*. Springer, 2009.
- [VMB96] P. Vaněk, J. Mandel, and M. Brezina. Algebraic multigrid by smoothed aggregation for second and fourth order elliptic problems. *Computing*, 56:179–196, 1996.