

# Charged particle directed flow in Pb-Pb collisions at $\sqrt{s_{\text{NN}}} = 2.76$ TeV measured with ALICE at the LHC

Ilya Selyuzhenkov\* for the ALICE Collaboration

\*Research Division and ExtreMe Matter Institute EMMI,  
GSI Helmholtzzentrum für Schwerionenforschung, Darmstadt, Germany

E-mail: ilya.selyuzhenkov@gmail.com

**Abstract.** Charged particle directed flow at midrapidity,  $|\eta| < 0.8$ , and forward rapidity,  $1.7 < |\eta| < 5.1$ , is measured in Pb-Pb collisions at  $\sqrt{s_{\text{NN}}} = 2.76$  TeV with ALICE at the LHC. Directed flow is reported as a function of collision centrality, charged particle transverse momentum, and pseudo-rapidity. Results are compared to measurements at RHIC and recent model calculations for LHC energies.

**Introduction.** Azimuthal anisotropic flow is a key observable indicating collectivity among particles produced in non-central heavy ion collisions. Directed flow is characterized by the first harmonic coefficient,  $v_1$ , in the Fourier decomposition of the particle azimuthal distribution with respect to the collision reaction plane. It develops at a very early stage of the collision and thus is sensitive to the properties and the equation of state of the hot and dense matter produced in nucleus-nucleus collisions. Among features of charged particle  $v_1$  measured at RHIC energies [1, 2] are negative slope at midrapidity and absence of the so-called wiggle structure predicted by RQMD model calculations [3]. Recent calculations within quark-gluon string model with parton rearrangement [4], and fluid dynamical prediction [5] suggest much stronger signal at LHC energies with a positive slope of  $v_1$  vs. rapidity. We report on charged particle  $v_1$  measured in a wide range of rapidity in Pb-Pb collisions at  $\sqrt{s_{\text{NN}}} = 2.76$  TeV. Results are compared to RHIC measurements and recent model calculations for LHC energies.

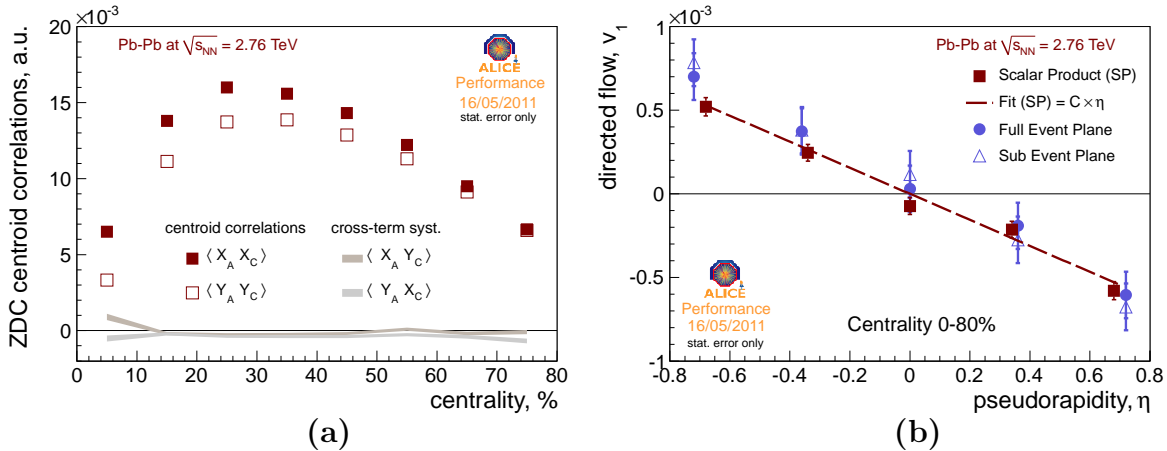
**Data analysis.** Minimum bias trigger and standard ALICE event selection criteria for Pb-Pb collisions [6] were applied in the analysis. Only events within 0-80% centrality range and reconstructed collision vertex within 10 cm from the centre of the Time Projection Chamber (TPC) [7] were selected for the analysis (about 8 million events total). A transverse momentum cut of  $p_t > 0.15$  GeV/ $c$  and pseudo-rapidity cut of  $|\eta| < 0.8$  are imposed on all charged particle tracks reconstructed with TPC. Charged particle multiplicity at forward rapidity is measured by the pair of forward scintillator arrays (VZERO) [7], which covers rapidity range of  $-3.7 < \eta < -1.7$  and  $2.8 < \eta < 5.1$  and has the azimuthal segmentation required for anisotropic flow measurement.

The orientation of the collision reaction plane is reconstructed by the pair of Zero Degree Calorimeters (ZDC) [7]. Located 114 meters apart from the interaction point,

ZDCs are sensitive to neutron spectators at beam rapidity,  $|\eta| \sim 8.8$ . Each ZDC, A-side ( $\eta > 0$ ) and C-side ( $\eta < 0$ ), has a  $2 \times 2$  tower geometry. Event-by-event spectator deflection is estimated from ZDC centroid shifts,  $\mathbf{Q}$ , defined by energy,  $E_i$ , weighted mean of ZDC tower centers,  $\mathbf{r}_i = (x_i, y_i)$

$$(a) \quad \mathbf{Q} = (X, Y) = \sum_{i=1}^4 \mathbf{r}_i E_i / \sum_{i=1}^4 E_i \quad (b) \quad \mathbf{Q}' = \mathbf{Q} - \langle \mathbf{Q} \rangle. \quad (1)$$

To correct for the time dependent variation of the beam crossing position and event-by-event spread of the collision vertex with respect to the centre of TPC we perform the recentering procedure defined by Eq. 1(b). Recentering (subtracting the average centroid position  $\langle \mathbf{Q} \rangle$ ) is performed as a function of time, collision centrality, and transverse position of the collision vertex. Only after recentering we observe consistent correlation between shifts in the same direction for A and C sides ZDCs (Fig. 1(a)). Non-zero



**Figure 1.** (color online) (a) ZDC centroid correlation after recentering; (b)  $v_1$  vs. pseudorapidity: comparison of the scalar product and event plane methods.

correlation for  $\langle X_A X_C \rangle$  and  $\langle Y_A Y_C \rangle$  reflects directed flow of spectators. No correlation between centroid shifts in orthogonal directions,  $\langle X_A Y_C \rangle$  and  $\langle Y_A X_C \rangle$ , indicates that recentering removes correlations originating from the beam parameter variation.

The scalar product and the event plane methods are used for the  $v_1$  measurement. In the scalar product method, the directed flow is quantified by correlating ZDC centroid shifts with the first harmonic azimuthal asymmetry of charged particles

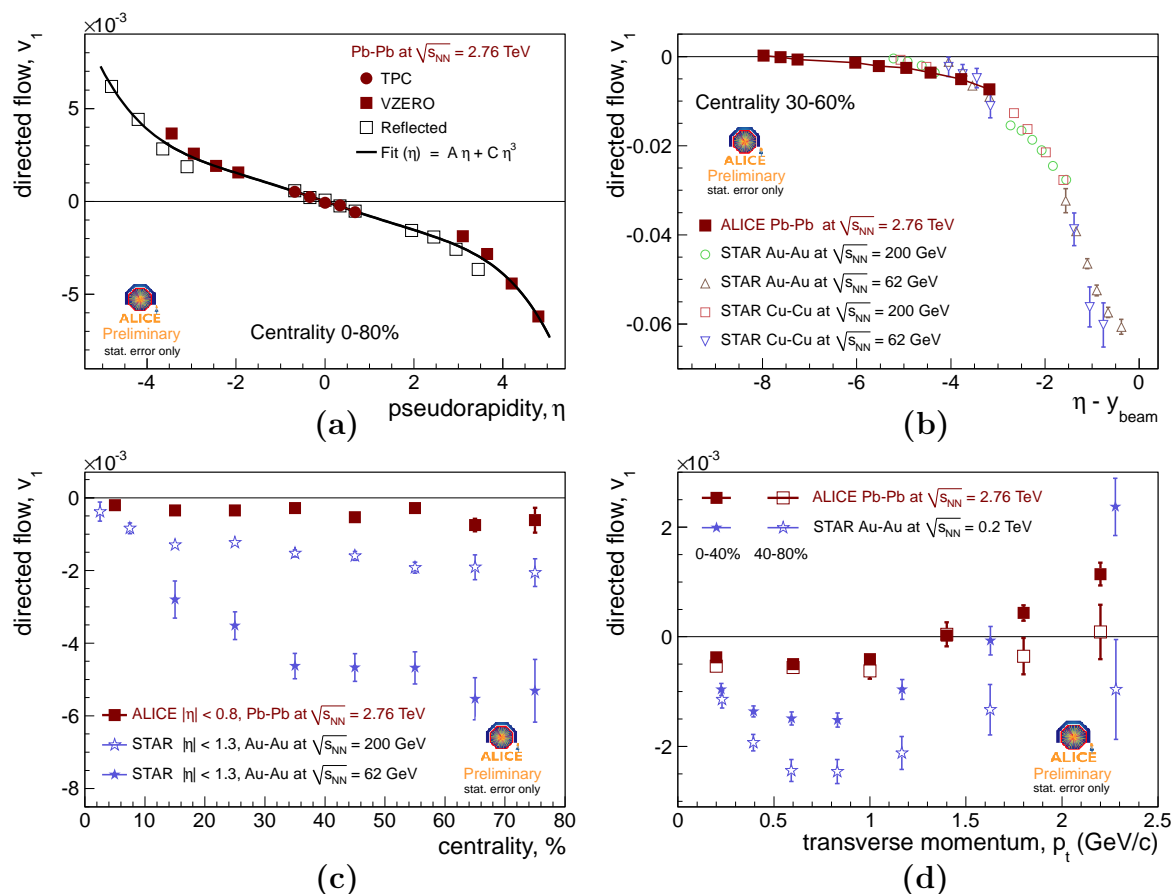
$$v_1\{\text{SP}\} = \sqrt{2} \langle \cos \phi X_C \rangle / \sqrt{\langle X_A X_C \rangle} = \sqrt{2} \langle \sin \phi Y_C \rangle / \sqrt{\langle Y_A Y_C \rangle}. \quad (2)$$

Here  $\phi$  is either charged particle azimuthal angle of TPC tracks or multiplicity weighted azimuthal position of tiles in VZERO scintillator arrays. No correction is applied to account for non-primary tracks pointing to VZERO. In the event plane method centroid shifts define the full,  $\Psi_{\text{Full}} = \text{atan2}\{Y_A + Y_C, X_A + X_C\}$ , and subevent,  $\Psi_{A,C} = \text{atan2}\{Y_{A,C}, X_{A,C}\}$ , event plane angles, which are later used to calculate  $v_1$  according to equation

$$v_1\{\text{EP}\} = \langle \cos(\phi - \Psi_{\text{Full}}) \rangle / \sqrt{2 \langle \cos(\Psi_A - \Psi_C) \rangle}. \quad (3)$$

The absolute sign of  $v_1$  in Eqs. (2, 3) is fixed by the same convention as used at RHIC, i.e. spectators with  $\eta > 0$  possess a positive  $v_1$ . Figure 1(b) shows consistency between results from two different methods.  $v_1\{\text{SP}\}$  is used to measure  $v_1$  at midrapidity with TPC tracks, while  $v_1\{\text{EP}\}$  is used to extract  $v_1$  at forward rapidity with VZERO detectors.

**Results.** Directed flow over extended rapidity range is shown in Fig. 2(a). We observe that charged particle  $v_1(\eta)$  has a negative slope similar to that at RHIC energies.  $v_1$  shifted to beam rapidity (Fig. 2(b)) exhibits longitudinal scaling previously observed at RHIC [1, 2]. Figure 2(c) shows that  $v_1$  at LHC has a weak centrality dependence and



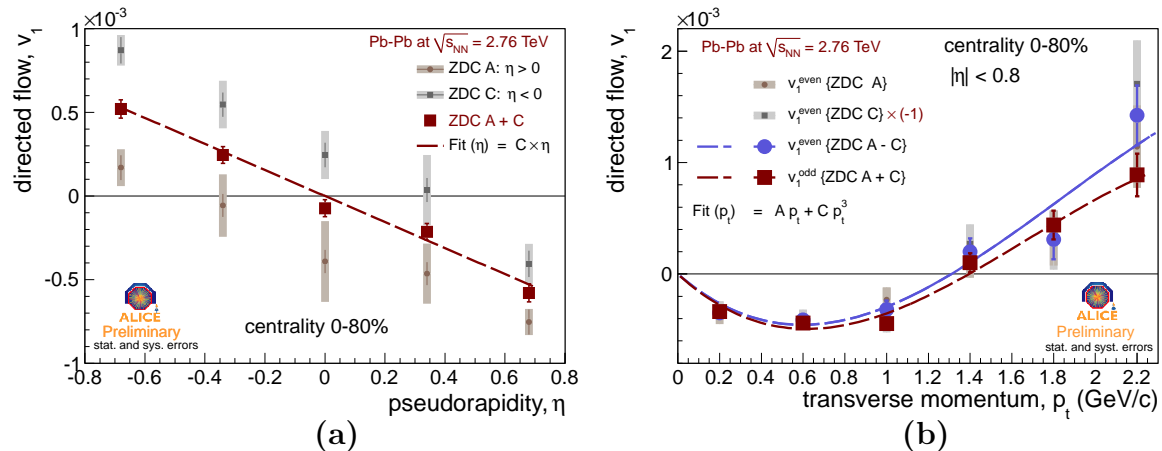
**Figure 2.** (color online) (a)  $v_1$  over extended rapidity range; (b) longitudinal scaling of  $v_1$ ; comparison with RHIC: (c)  $v_1(p_t)$ , (d)  $v_1$  vs. centrality.

is significantly smaller than at RHIC. As a function of  $p_t$ ,  $v_1$  at RHIC and LHC shows a similar trend (Fig. 2(d)), i.e. sign change around  $p_t \sim 1.5$  GeV/c in central collisions, with no zero crossing for peripheral collisions.

**Flow fluctuations.** Recent theoretical calculations [8, 9] predict an  $\eta$ -even  $v_1$  which originates from fluctuations in the initial geometry of the collision. Experimentally we can separate  $\eta$ -even and  $\eta$ -odd  $v_1$  by symmetrizing or anti-symmetrizing measured  $v_1^{\text{exp}}$  as a function of rapidity,  $v_1^{\text{exp}} = v_1^{\text{odd}} + v_1^{\text{even}}$ ,

$$v_1^{\text{odd}} = [v_1^{\text{exp}}(\eta) - v_1^{\text{exp}}(-\eta)]/2, \quad v_1^{\text{even}} = [v_1^{\text{exp}}(\eta) + v_1^{\text{exp}}(-\eta)]/2. \quad (4)$$

Asymmetric part,  $v_1^{\text{odd}}$ , reflects correlations with respect to the reaction plane, while symmetric part,  $v_1^{\text{even}}$ , can be non-zero due to flow fluctuations. Figure 3(a) shows results for  $v_1(\eta)$  with A and C side ZDC separately which reveal the symmetric part in  $v_1$ . As a function of  $p_t$  even and odd  $v_1$  have a similar shape and magnitude (Fig. 3(b)).



**Figure 3.** (color online) Even and odd  $v_1$  components: (a)  $v_1(\eta)$ , (b)  $v_1(p_t)$ .

This  $p_t$  dependence is also very similar to that of midrapidity  $v_1$  extracted from Fourier fits of two particle correlations [10], while the magnitude of even and odd  $v_1$  measured with spectators is smaller by a factor 40.

**Summary.** Directed flow,  $v_1$ , of charged particles is measured over a wide range of rapidity,  $|\eta| < 5.1$ , in Pb-Pb collisions at  $\sqrt{s_{\text{NN}}} = 2.76$  TeV. Magnitude of  $v_1$  is about 3-4 times smaller than at top RHIC energy with a weak centrality dependence.  $v_1(p_t)$  crosses zero at  $p_t \sim 1.5$  GeV/c.  $v_1(\eta)$  has the same (negative) slope as at RHIC in contrast to some of the theoretical expectations. As a function of beam rapidity, measured  $v_1$  is consistent with a picture of longitudinal scaling observed at RHIC.

Fluctuation of directed flow of spectators and particles produced at midrapidity are found to be correlated. Observed similarity in  $p_t$  shape of rapidity even and odd  $v_1$  components as well as in  $v_1$  extracted from two particle correlations might indicate a common origin for all three effects.

## References

- [1] B. I. Abelev *et al.* [STAR Collaboration], Phys. Rev. Lett. **101**, 252301 (2008).
- [2] B. B. Back *et al.* [PHOBOS Collaboration], Phys. Rev. Lett. **97**, 012301 (2006).
- [3] R. J. M. Snellings *et al.* Phys. Rev. Lett. **84**, 2803-2805 (2000).
- [4] J. Bleibel, G. Burau, C. Fuchs, Phys. Lett. **B659**, 520-524 (2008).
- [5] L. P. Csernai, V. K. Magas, H. Stöcker, D. D. Strottman, arXiv:1101.3451 [nucl-th].
- [6] K. Aamodt *et al.* [ALICE Collaboration], Phys. Rev. Lett. **105**, 252302 (2010).
- [7] F. Carminati *et al.* [ALICE Collaboration], J. Phys. G: Nucl. Part. Phys. **30** (2004) 1517-1763
- [8] D. Teaney, L. Yan, arXiv:1010.1876 [nucl-th].
- [9] F. G. Gardim, F. Grassi, Y. Hama, M. Luzum, J. -Y. Ollitrault, arXiv:1103.4605 [nucl-th].
- [10] A. Adare, Quark Matter 2011 presentation [these proceedings].