

The RKKY Coupling between Impurity Spins in Graphene Nanoflakes

Karol Szałowski*

*Department of Solid State Physics, University of Łódź,
ulica Pomorska 149/153, 90-236 Łódź, Poland*

(Dated: January 21, 2019)

We calculate the Ruderman-Kittel-Kasuya-Yosida (RKKY) interaction between magnetic impurities for two selected graphene nanoflakes containing four hexagonal rings in their structure, differing by the kind of either zig-zag or armchair-like edge. We describe the electronic structure of either charge-neutral or doped structures using tight-binding approximation with Hubbard term, which is treated within molecular-field approximation. We find pronounced differences in the RKKY coupling energies, dependent on the placement of the pair of magnetic moments in the nanostructure and on the edge form. Doping of the nanoflake with a single charge carrier is predicted to change the coupling from antiferromagnetic to ferromagnetic one in most configurations. Finally, the importance of coulombic interactions is revealed, in the sense that it is able to change the interaction sign.

I. INTRODUCTION

Two-dimensional graphene, being one of the most promising contemporary materials,^{1,2} offers unique physical properties due to its electronic structure.³⁻⁵ Since its discovery it has attracted concerted theoretical and experimental efforts, aimed at understanding its rich physics and making basis for future electronics. One of the directions is focused on integrating the charge and spin degrees of freedom, in order to create novel spintronic devices.⁶⁻⁸ This encourages the studies of magnetic properties of graphene.

Recently, graphene nanostructures have attracted an increasing interest.⁹⁻¹¹ Such nanostructures can be engineered to merge the properties of graphene with ultrasmall sizes, and can serve as possible building blocks for novel devices (see for example Refs. 12-15), especially in the context of transport properties, showing, as they do, giant magnetoresistance.¹⁶ Significant efforts are made to understand magnetism emerging in finite-size graphene structures without magnetic impurities present (an extensive review of that particular topic is presented in the Ref. 17). However, the possibility of introducing magnetic impurity atoms to the graphene lattice as either adatoms or substitutional atoms is also taken into account.^{18,19}

The problem of magnetic coupling between magnetic impurity spins in graphene, mediated by charge carriers, is one of the topics attracting the interests of researchers. This kind of interaction, known as Ruderman-Kittel-Kasuya-Yosida (RKKY) coupling,²⁰⁻²² can be expected to show unique properties in graphene, different from those noticed in two-dimensional metals,²³ owing to its peculiar, linear dispersion relation for the charge carriers in the vicinity of Dirac points. Various calculations of RKKY interaction in graphene sheets are present in the literature, exploiting the bipartite nature of graphene crystalline lattice in various (mainly perturbational) approaches.²⁴⁻³⁰ Tight-binding calculations in real space were also performed for such a system.^{31,32}

It is true that the main efforts have been so far fo-

cused on the calculations of RKKY coupling properties in infinite graphene planes, yet the fact remains that the coupling in ultrasmall nanoflakes can be expected to deviate from the predictions for infinite system, as the dominance of the edge in a nanoflake substantially modifies the electronic structure. Especially, the peculiar features of the electronic state at the zigzag edge of graphene (or even graphite) are known both from theoretical predictions^{33,34} and experimental observations for various systems (e.g.³⁵), especially the quantum-dot systems.³⁶ The significance of the edge structure has been already found for example in the transport properties of nanoflakes.¹⁶ Therefore, there appears a sound motivation for studies of RKKY coupling between magnetic moments in nanosized graphene structures, which is the aim of the present work.

To this goal, we use the real-space tight-binding approximation (TBA) supplemented with Hubbard term for finite, small graphene nanoflakes. We perform the exact diagonalization of the single-particle Hamiltonian resulting from Mean Field Approximation (MFA). Not limiting the calculations to charge-neutral structures, we take into account the possibility of varying the charge concentration electron by electron (charge doping). One of our goals is to search for the configuration for which the coupling changes its character from ferro- to antiferromagnetic as a result of adding to the system or removing from it a single electron, in close vicinity of the equilibrium electron concentration. In principle, such a possibility might be opened by placing the nanostructure between two tunneling electrodes, thus providing a single-electron control of mutual orientation of impurity spins (let us mention that the idea of doping-controlled coupling between magnetic moments in bilayer graphene has been very recently raised in the Ref. 37). The phenomenon of Coulomb blockade in such graphene nanostructures with two electrodes was studied in the Ref. 38, and (as shown in the Ref. 39) another way of modifying the charge concentration is the absorption of gas molecules.

II. THEORY

The analysis of RKKY interaction in graphene-based structures consisting of N carbon atoms is based on the reliable description of the electronic properties. The most commonly used approach to that problem is TBA^{4,40,41}. The main advantage of TBA method consists in the ability to include the full, realistic band structure of graphene with finite bandwidth, while not being restricted to the linear part of the dispersion relation. Therefore, the use of certain cut-off schemes is not necessary to obtain convergent results and the issue of the possible unphysical modifications of the RKKY range function is nonexistent. Moreover, TBA facilitates the non-perturbational treatment of the problem of magnetic impurities. In our study we adopted this approach, taking into account the electronic hopping for the nearest neighbours only.

The total Hamiltonian for the ultrasmall graphene structure with two magnetic impurities can be put as

$$\mathcal{H} = \mathcal{H}_0 + \mathcal{H}_C + \mathcal{H}_{imp}, \quad (1)$$

and contains the contribution from the TBA hopping term \mathcal{H}_0 , Hubbard term \mathcal{H}_C as well as impurity potential \mathcal{H}_{imp} .

The TBA term has the following form:

$$\mathcal{H}_0 = -t \sum_{\langle i,j \rangle, \sigma} |i, \sigma\rangle \langle j, \sigma|. \quad (2)$$

Here, i and j label the carbon atom sites in the nanoflake, while $\sigma = \uparrow, \downarrow$ is the electron spin. The summation over nearest-neighbour sites is denoted by $\langle i, j \rangle$. The parameter $t = 2.8$ eV is the hopping integral between the nearest neighbours.

In order to incorporate the electron-electron correlations induced by the coulombic interactions, we include the Hubbard term in the Hamiltonian:

$$\mathcal{H}_C = U \sum_i |i, \uparrow; i, \downarrow\rangle \langle i, \downarrow; i, \uparrow|. \quad (3)$$

Contrary to the choice of hopping integrals in TBA term, the situation with the value of on-site Coulomb repulsion parameter U appears less clear. The values accepted vary between $U = 2$ eV⁴² and even $U \simeq 10$ eV.⁴³ In our study we accepted a moderate value of $U/t = 1$, close to the choice of Yazyev¹⁷ and Potasz *et al.*⁴⁴.

The interaction of z -component of the impurity spin S_k (located in the lattice site k) with an electron spin $s^z = (|k, \uparrow\rangle \langle k, \uparrow| - |k, \downarrow\rangle \langle k, \downarrow|) / 2$ at the same site is described by the Anderson-Kondo Hamiltonian. For two impurities, located at the sites a and b , we have:

$$\begin{aligned} \mathcal{H}_{imp} = & \frac{1}{2} J S_a (|a, \uparrow\rangle \langle a, \uparrow| - |a, \downarrow\rangle \langle a, \downarrow|) \\ & + \frac{1}{2} J S_b (|b, \uparrow\rangle \langle b, \uparrow| - |b, \downarrow\rangle \langle b, \downarrow|), \end{aligned} \quad (4)$$

where J is the spin-dependent impurity potential.

In order to evaluate the RKKY coupling between the impurities at $T = 0$, the ground state energy must be found first in the presence of $n = N + \Delta n$ electrons in the structure, for both parallel and antiparallel orientation of the impurity spins. In undoped graphene each carbon atom donates one p^z electron, so that $\Delta n = 0$ (i.e. half-filling) characterizes the state of charge neutrality. In general, however, the number of electrons present in the system can vary between 0 (empty energetic spectrum) and $2N$ (completely filled spectrum). We limit our further considerations to $|\Delta n| \leq 6$, so as not to lose the accuracy of electronic spectrum reproduction by means of TBA method. The RKKY coupling energy between the impurity spins can be related to the difference of total energies by $E(S_a = \uparrow, S_b = \downarrow) - E(S_a = \uparrow, S_b = \uparrow) = 2S^2 J^{RKKY}$, where the positive value of J^{RKKY} corresponds to ferromagnetic coupling (F) and the negative to antiferromagnetic one (AF). In our case (electronic structure description involving only NN hopping) the coupling values calculated for $\pm \Delta n$ are identical (i.e., electron and hole doping lead to the same results) due to electron-hole transformation symmetry.

In order to deal with the Hubbard term in the Hamiltonian for quite a large system, we adopt the Mean-Field Approximation (MFA). This approach has been shown recently to compare successfully with some exact diagonalization results⁴⁵ especially for $U/t < 2$ and has been applied to studies of edge magnetic polarization in graphene sheets^{33,42,46,47} or RKKY in infinite graphene.³² Within MFA, the term (3) is replaced by

$$\begin{aligned} \mathcal{H}_C^{MFA} = & U \sum_i \left(|\langle \psi | i, \downarrow \rangle|^2 |i, \uparrow\rangle \langle i, \uparrow| \right. \\ & \left. + |\langle \psi | i, \uparrow \rangle|^2 |i, \downarrow\rangle \langle i, \downarrow| - |\langle \psi | i, \uparrow \rangle|^2 |\langle \psi | i, \downarrow \rangle|^2 \right). \end{aligned} \quad (5)$$

This leads to the effective Hamiltonian defined in single-particle space. The pair of coupled effective single-particle Hamiltonians for spin-up and spin-down electrons, $\mathcal{H}_\uparrow^{MFA}$ and $\mathcal{H}_\downarrow^{MFA}$, depends on the electronic densities $|\langle \psi | i, \sigma \rangle|^2$ and can be treated self-consistently:

$$\begin{aligned} \mathcal{H}_\uparrow^{MFA} = & -t \sum_{\langle i,j \rangle} |i, \uparrow\rangle \langle j, \uparrow| + \frac{1}{2} J (S_a |a, \uparrow\rangle \langle a, \uparrow| + S_b |b, \uparrow\rangle \langle b, \uparrow|) \\ & + U \sum_i \left[|\langle \psi | i, \downarrow \rangle|^2 \left(|i, \uparrow\rangle \langle i, \uparrow| - |\langle \psi | i, \downarrow \rangle|^2 \right) \right] \end{aligned} \quad (6a)$$

$$\begin{aligned} \mathcal{H}_\downarrow^{MFA} = & -t \sum_{\langle i,j \rangle} |i, \downarrow\rangle \langle j, \downarrow| + \frac{1}{2} J (S_a |a, \downarrow\rangle \langle a, \downarrow| + S_b |b, \downarrow\rangle \langle b, \downarrow|) \\ & + U \sum_i \left[|\langle \psi | i, \uparrow \rangle|^2 \left(|i, \downarrow\rangle \langle i, \downarrow| - |\langle \psi | i, \downarrow \rangle|^2 \right) \right]. \end{aligned} \quad (6b)$$

The Hamiltonian matrix for MFA Hamiltonians can be found in the orthonormal basis of single-electron atomic

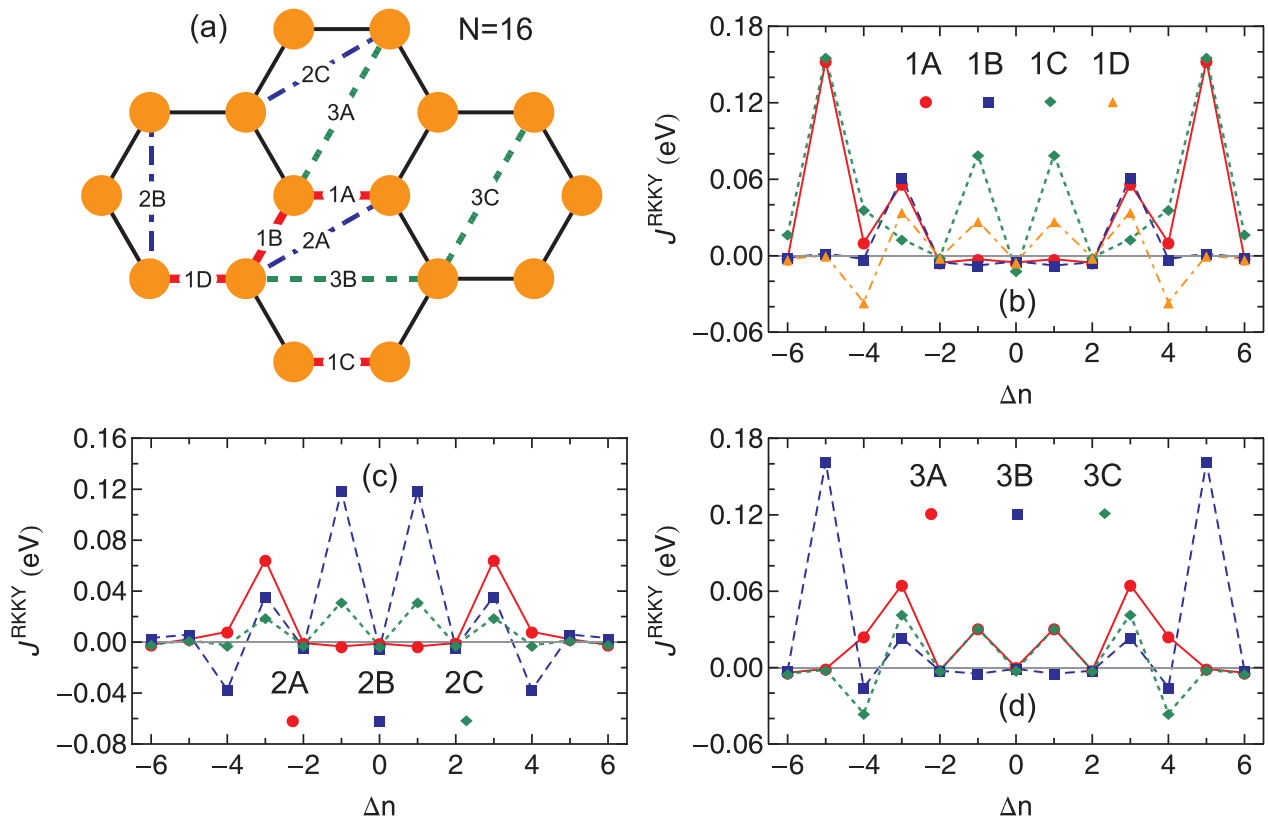


FIG. 1: Schematic view of the pyrene-like graphene nanoflake consisting of 16 carbon atoms, with various positions of pairs of substitutional atoms (a); RKKY exchange coupling between various substitutional atoms, as a function of doping charge carriers number Δn - for the nearest neighbours (b), for second neighbours (c) and for third neighbours (d).

orbitals $|i, \sigma\rangle$. Then, N single-particle eigenstates indexed by μ can be found for each electron spin orientation σ in the form of linear combination of atomic orbitals $|\psi_{\mu, \sigma}\rangle = (1/\sqrt{N}) \sum_{i=1}^N c_{i, \sigma}^{\mu} |i, \sigma\rangle$. Here, the coefficients $c_{i, \sigma}^{\mu}$ for $\mu = 1, \dots, n$ set up an eigenvector of the Hamiltonian matrix corresponding to the eigenvalue of ϵ_{σ}^{μ} .

Let us sort the eigenvalues in an ascending order, ϵ_{σ}^1 being the lowest one, etc. Then, the total electronic density at site i in presence of n_{σ} electrons with spin orientation σ in the system in the ground-state at the temperature $T = 0$ can be calculated as $|\langle \psi | i, \sigma \rangle|^2 = \sum_{\mu=1}^{n_{\sigma}} |c_{i, \sigma}^{\mu}|^2$. The corresponding ground-state energy is

$$E(S_a, S_b) = \sum_{\sigma=\uparrow, \downarrow} \sum_{\mu=1}^{n_{\sigma}} \epsilon_{\sigma}^{\mu}. \quad (7)$$

The values of n^{\uparrow} and n^{\downarrow} (which add up to the given value of n) should be selected so to minimize the total energy.

After the calculation, the obtained values of $|\langle \psi | i, \sigma \rangle|^2$ can be substituted back into the MFA Hamiltonians (6) and the numerical procedure can be repeated iteratively until the satisfactory convergence of the eigenvalues and eigenvectors is achieved. Then the obtained self-consistent numeric value of total energy can be used

to calculate RKKY coupling.

III. THE NUMERICAL RESULTS AND DISCUSSION

For our calculations, we selected two graphene nanoflakes, consisting of four hexagonal rings. The first one is similar to a triphenylene molecule, contains $N = 18$ carbon atoms and its edge has an armchair-like character. The second one, pyrene-like, composed of $N = 16$ carbon atoms, possesses the zigzag-type edge. Both structures are schematically depicted in Figs. 1(a) and 2(a).

To study the influence of broken translational symmetry on the RKKY coupling in nanostructures, we calculated J^{RKKY} between two impurities, which are nearest, the second and third neighbours. For each of these cases, we selected various pair locations within the nanoflake. Let us mention that in such a finite system no subdivision into A and B infinite sublattice takes place (as in the case of the infinite graphene sheet); however, some traces of this division might be expected. In our calculations, we use the value of $J = 0.5$ eV, which corresponds to $J/t \simeq 0.2$, and we set $S = 1/2$.

For pyrene-like nanoflake (Fig. 1), the RKKY interaction between nearest-neighbour ions is weak and AF

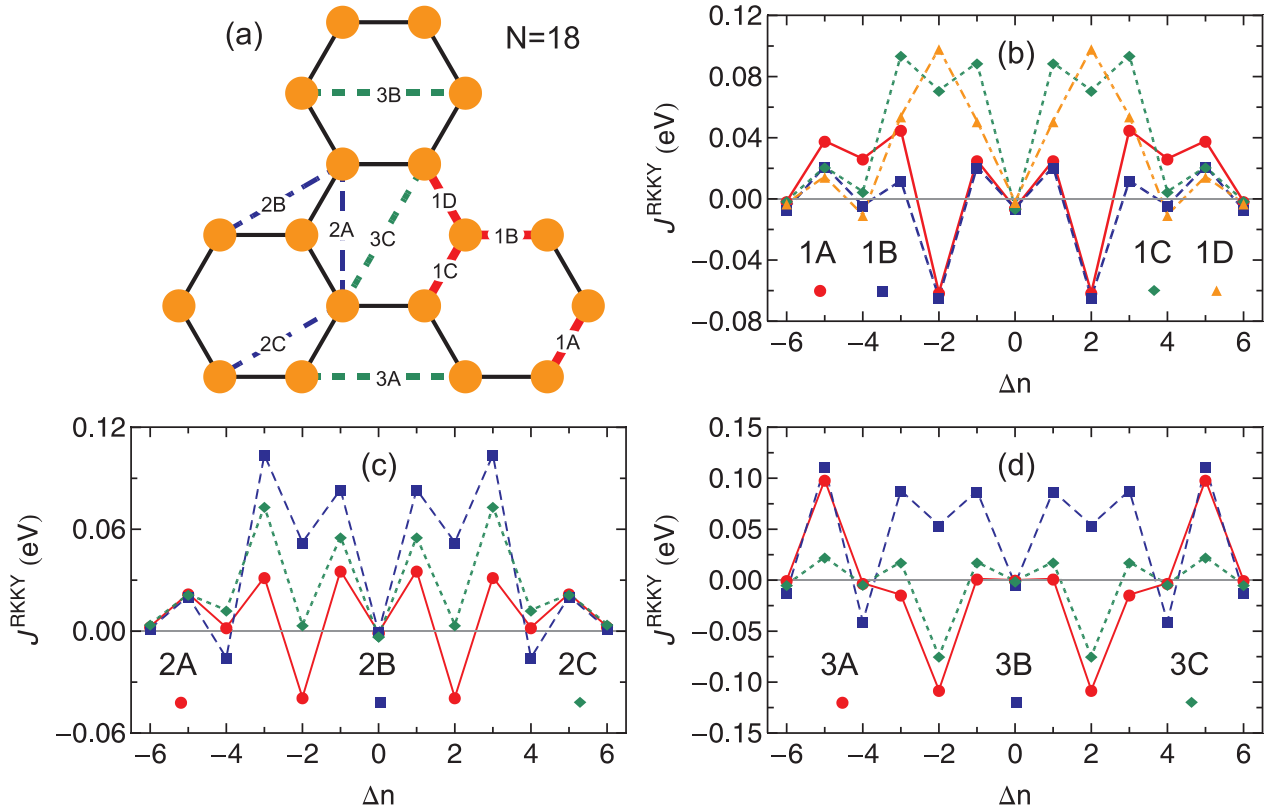


FIG. 2: Schematic view of the triphenylene-like graphene nanoflake consisting of 18 carbon atoms, with various positions of pairs of substitutional atoms (a); RKKY exchange coupling between various substitutional atoms, as a function of doping charge carriers number Δn - for the nearest-neighbours (b), for second neighbours (c) and for third neighbours (d).

for all the ion pair locations when $\Delta n = 0$. This agrees with the TBA prediction for the infinite graphene case³¹ as well as with other studies relating to infinite graphene where the impurities belonging to different sublattices couple antiferromagnetically. However, the important differences in coupling between variously situated nearest-neighbour ions emerge when the structure is doped ($|\Delta n| \neq 0$). The coupling between nearest-neighbour ions inside the structure exhibits a characteristic behaviour, remaining stably antiferromagnetic for $|\Delta n| = 1, 2$. For the impurity pairs at the zigzag edge, by contrast, the interaction switches its sign to ferromagnetic when the doping is introduced. After adding or removing another electron, i.e. for $|\Delta n| = 2$, the AF coupling is again restored for all pair locations (as is the case with infinite graphene). This characteristic behaviour is also present in the results for second- and third-neighbours, as shown in Fig. 1(c),(d). Particularly strong AF interaction can be obtained for $|\Delta n| = 4$ for ions at the zigzag edge, both for the nearest, second and third neighbours. On the other hand, $|\Delta n| = 5$ leads to particularly pronounced F coupling for nearest and third neighbours at some locations.

Let us observe that the absolute values of the interaction energies for doped nanostructures, as a rule, exceed very noticeably the values predicted for $\Delta n = 0$. More-

over, the strong F couplings are preferred to AF ones. Also, no evident decrease of J_{RKKY} with increasing distance between the impurities can be inferred from the results (contrary to the finding for infinite graphene plane, where it has been predicted that $J_{RKKY} \propto r^{-3}$.^{29,31}) Let us notice that the presence of Coulomb interactions is responsible for smearing out the oscillatory behaviour of RKKY coupling in large graphene structures, as shown in the Ref. 32. The significant difference between the coupling behaviour for impurities located at the edge and inside the nanoflake emphasizes the influence of the zigzag-like edge.

The relative insensitivity of RKKY coupling to moderate doping when the ions involved in the pair lie inside the nanostructure can also be noticed for second- and third neighbours. Interestingly, in the case of second-neighbour ions, the predicted coupling sign for bulk graphene is ferromagnetic (as both ions reside in different sublattices). Our calculations indicate that for $\Delta n = 0$ the interaction remains weakly antiferromagnetic.

For triphenylene-like nanoflake (Fig. 2) the nearest-neighbour coupling is again AF for an undoped structure; however, adding or removing a charge carrier switches it to stable ferromagnetic (being strongest inside the flake, on the contact between "outer" and "inner" ring in the structure). A greatly pronounced difference between in-

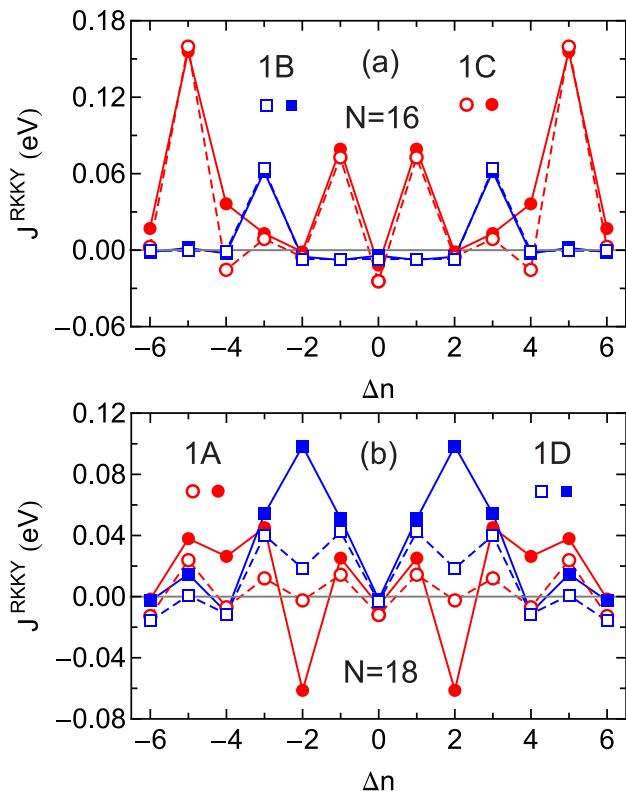


FIG. 3: RKKY exchange coupling between selected nearest neighbours of substitutional atoms (for pair positions, see Fig. 1(a) and Fig. 2(a)). Empty symbols present the results for $U = 0$, while filled ones correspond to $U = t$. The data are plotted for pyrene-like graphene nanoflake (a) and for triphenylene-like graphene nanoflake (b).

interaction integrals develops for $|\Delta n| = 2$, when the pairs situated on the "inner" ring are strongly coupled ferromagnetically, while the interaction of opposite sign peaks for the pairs on the "outer" rings. This characteristic difference is persistent also when we consider the second and third neighbours. As with the previous case, it is noticeable that the coupling for all the considered pairs for neutral nanostructure is antiferromagnetic (even for the second neighbours, where it should be ferromagnetic for infinite graphene³¹). The conclusion that the interactions are in general stronger for doped than for charge-neutral case holds also true for this nanostructure. Also in this case, there is no clear tendency for couplings to become weaker with increasing distance between impurities. For appropriate doping a considerably strong AF coupling can be achieved, especially for the third neighbours for some pair locations.

In order to evaluate the importance of Coulomb interactions, we make a comparison between RKKY couplings calculated with and without the Hubbard term. The results for the selected nearest-neighbour pair locations for both nanoflakes are shown in Fig. 3. For triphenylene-like structure (Fig. 3(a)), it is visible that the coupling values in general depend on the presence of coulombic

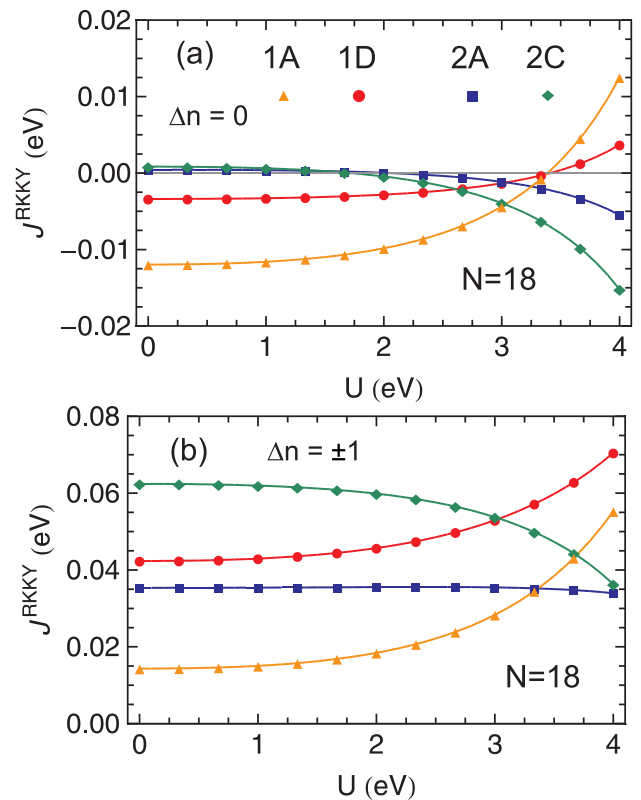


FIG. 4: RKKY exchange coupling between selected nearest-neighbours and second neighbours of substitutional atoms (for pair positions, see Fig. 2(a)), as a function of coulombic interaction strength $U = 0$, for triphenylene-like nanoflake. The data are plotted for charge-neutral nanostructure (a) and for doping with one electron/hole (b).

interactions rather weakly, especially for the ion pairs inside the structure. One exception is $|\Delta n| = 4$ for a pair on the edge. Much more pronounced importance of Hubbard term may be observed for pyrene-like nanoflake (Fig. 3(b)). There, the coulombic interaction exhibits a general tendency to shift the RKKY coupling toward ferromagnetic values and this effect is most pronounced for $|\Delta n| = 2$. However, the exception takes place for the pair located on the "outer ring", for which due to Hubbard term the strong AF coupling is set, while, for the impurity pair on the "inner ring" the significant shift toward F interaction is produced. Therefore, it is the coulombic term that is responsible for the especially strong dependence of RKKY coupling on the pair location for $|\Delta n| = 2$. The same edge-located pair experiences noticeable enhancement of F interaction for $|\Delta n| = 4$.

The studies are supplemented with the calculation of the dependence of RKKY coupling integrals on the U parameter value for representative pairs of the nearest and second neighbour ions for the pyrene-like nanoflake. The results are depicted in Fig. 4. For the undoped case, $\Delta n = 0$, the presence of coulombic interactions shifts the interaction toward ferromagnetic values for the nearest-neighbour sites (albeit the coupling remains AF up to

U values exceeding t). Quite the opposite is true for the second neighbours, for which the Hubbard term promotes AF RKKY interaction, and although the coupling for $U = 0$ is very weakly ferromagnetic, $U/t > 0.5$ is sufficient to change its sign. Therefore, the presence of Coulomb interactions may be decisive for the sign of the coupling. The analogous tendencies regarding the direction of changes of RKKY coupling under the influence of coulombic interactions are visible for weak doping, $|\Delta n| = 1$. However, the interaction remains robustly ferromagnetic in this case for both the nearest and second neighbours, the reason being that the values for $U = 0$ are quite strongly ferromagnetic. The tendency of coulombic interactions to smooth the oscillatory distance dependence of RKKY interaction has been also noticed in Ref. 32.

IV. CONCLUDING REMARKS

We performed the tight-binding based studies of RKKY interaction in graphene nanoflakes containing both four hexagonal rings, which differ in their edge. In order to include coulombic interactions between charge carriers, we incorporated a Hubbard term in the Hamiltonian. In general, we found a noticeable dependence of the RKKY coupling integrals on the location of the pair of magnetic moments in the nanostructure.

It appears that sensitivity of the interaction to structure doping is of most importance in the vicinity of charge neutrality. A general tendency can be observed that adding a single charge carrier tends to switch the coupling sign from AF (characteristic of charge-neutral nanostructures) to F. The exception is the nanoflake with zigzag-like edge, for which the coupling remains AF under such circumstances if the impurity pair is located inside the structure. The F coupling achieved for $|\Delta n| = 1$ is as a rule at least order of magnitude stronger than the interaction for $\Delta n = 0$. For the triphenylene-like nanostructure, the most pronounced F interaction is possible

between the impurities quite distant from the middle of the flake, especially for the first and second neighbours. The pyrene-like nanoflake also offers the possibility of establishing a strong F coupling as a result of violating the charge neutrality by a single charge carrier. It seems especially important that in this structure the interaction sign is again AF for $|\Delta n| = 2$, and the AF coupling is usually noticeably strong compared to that obtained for charge neutrality. For many impurity locations the interaction changes its sign for every single charge being introduced to the system, up to quite high dopings.

The importance of Coulomb interactions in determining the RKKY coupling has been confirmed. The value of U has the power to decide on the sign of interaction in many cases, in particular the values of $U \simeq t$ cause the coupling to be antiferro-, not ferromagnetic, for the second neighbour ions. Coulomb interactions are also responsible for strong enhancement of the interaction for some dopings, such as $|\Delta n| = 2$ in the armchair-edged structure. On the other hand, the Hubbard term effect reduces the coupling magnitude for undoped structures, causing the disproportion between the AF coupling for $\Delta n = 0$ and F coupling magnitude for $|\Delta n| = 1$ more pronounced.

Finally, let us notice that the influence of strong Coulomb interactions for U exceeding noticeably t may require the use of (computationally demanding) exact diagonalization studies, for the MFA approximation is not reliable in this regime. Establishing of the Hubbard term energy scale is then of great importance even for qualitative predictions of RKKY coupling.

Acknowledgments

The author is deeply grateful to T. Balcerzak for critical reading of the manuscript.

The numerical calculations have been performed with the Wolfram Mathematica 8.0.1 software.

* Electronic address: kszalowski@uni.lodz.pl

¹ A. K. Geim and K. S. Novoselov, *Nature Materials* **6** (2007).

² A. K. Geim, *Science* **324**, 1530 (2009).

³ K. S. Novoselov, A. K. Geim, S. V. Morozov, D. Jiang, M. I. Katsnelson, I. V. Grigorieva, S. V. Dubonos, and A. A. Firsov, *Nature* **438** (2005).

⁴ A. H. Castro Neto, F. Guinea, N. M. R. Peres, K. S. Novoselov, and A. K. Geim, *Rev. Mod. Phys.* **81**, 109 (2009).

⁵ D. S. L. Abergel, V. Apalkov, J. Berashevich, K. Ziegler, and T. Chakraborty, *Advances in Physics* **59** (2010).

⁶ A. R. Rocha, T. B. Martins, A. Fazzio, and A. J. R. da Silva, *Nanotechnology* **21**, 345202 (2010).

⁷ O. V. Yazyev and M. I. Katsnelson, *Phys. Rev. Lett.* **100**,

047209 (2008).

⁸ Q. Zhang, K. S. Chan, and Z. Lin, *Applied Physics Letters* **98**, 032106 (pages 3) (2011).

⁹ I. Snook and A. Barnard, in *Physics and Applications of Graphene - Theory*, edited by S. Mikhailov (InTech, Rijeka, 2011), chap. 13, p. 277.

¹⁰ H. J. Räder, A. Rouhanipou, A. M. Talarico, V. Palermo, P. Samori, and K. Müllen, *Nature Materials* **5**, 276 (2006).

¹¹ J. Fernández-Rossier and J. J. Palacios, *Phys. Rev. Lett.* **99**, 177204 (2007).

¹² M. Ezawa, *Phys. Rev. B* **76**, 245415 (2007).

¹³ M. Ezawa, *The European Physical Journal B - Condensed Matter and Complex Systems* **67**, 543 (2009).

¹⁴ M. Ezawa, *New Journal of Physics* **11**, 095005 (2009).

¹⁵ S. Krompiewski, *Central European Journal of Physics* **9**,

- 369 (2011).
- ¹⁶ S. Krompiewski, Phys. Rev. B **80**, 075433 (2009).
 - ¹⁷ O. V. Yazyev, Reports on Progress in Physics **73**, 056501 (2010).
 - ¹⁸ E. J. G. Santos, D. Sánchez-Portal, and A. Ayuela, Phys. Rev. B **81**, 125433 (2010).
 - ¹⁹ M. Wu, C. Cao, and J. Z. Jiang, New Journal of Physics **12**, 063020 (2010).
 - ²⁰ M. A. Ruderman and C. Kittel, Phys. Rev. **96**, 99 (1954).
 - ²¹ T. Kasuya, Progress of Theoretical Physics **16**, 45 (1956).
 - ²² K. Yosida, Phys. Rev. **106**, 893 (1957).
 - ²³ M. T. Béal-Monod, Phys. Rev. B **36**, 8835 (1987).
 - ²⁴ M. A. H. Vozmediano, M. P. López-Sancho, T. Stauber, and F. Guinea, Phys. Rev. B **72**, 155121 (2005).
 - ²⁵ V. K. Dugaev, V. I. Litvinov, and J. Barnas, Phys. Rev. B **74**, 224438 (2006).
 - ²⁶ S. Saremi, Phys. Rev. B **76**, 184430 (2007).
 - ²⁷ J. E. Bunder and H.-H. Lin, Phys. Rev. B **80**, 153414 (2009).
 - ²⁸ L. Brey, H. A. Fertig, and S. Das Sarma, Phys. Rev. Lett. **99**, 116802 (2007).
 - ²⁹ M. Sherafati and S. Satpathy, Phys. Rev. B **83**, 165425 (2011).
 - ³⁰ M. Sherafati and S. Satpathy (2011), arXiv:1106.1947v1.
 - ³¹ A. M. Black-Schaffer, Phys. Rev. B **81**, 205416 (2010).
 - ³² A. M. Black-Schaffer, Phys. Rev. B **82**, 073409 (2010).
 - ³³ M. Fujita, K. Wakabayashi, K. Nakada, and K. Kusakabe, Journal of the Physical Society of Japan **65**, 1920 (1996).
 - ³⁴ K. Nakada, M. Fujita, G. Dresselhaus, and M. S. Dresselhaus, Phys. Rev. B **54**, 17954 (1996).
 - ³⁵ Z. Klusek, Z. Waqar, E. Denisov, T. Kompaniets, I. Makarenko, A. Titkov, and A. Bhatti, Applied Surface Science **161**, 508 (2000).
 - ³⁶ K. A. Ritter and J. W. Lyding, Nature Materials **8** (2009).
 - ³⁷ M. Killi, D. Heidarian, and A. Paramekanti, New Journal of Physics **13**, 053043 (2011).
 - ³⁸ M. Ezawa, Physica E: Low-dimensional Systems and Nanostructures **42**, 703 (2010).
 - ³⁹ F. Schedin, A. K. Geim, S. V. Morozov, E. W. Hill, P. Blake, M. I. Katsnelson, and K. S. Novoselov, Nature Materials **6**, 652 (2007).
 - ⁴⁰ P. R. Wallace, Phys. Rev. **71**, 622 (1947).
 - ⁴¹ S. Reich, J. Maultzsch, C. Thomsen, and P. Ordejón, Phys. Rev. B **66**, 035412 (2002).
 - ⁴² J. Jung and A. H. MacDonald, Phys. Rev. B **79**, 235433 (2009).
 - ⁴³ T. O. Wehling, E. Şaşıoğlu, C. Friedrich, A. I. Lichtenstein, M. I. Katsnelson, and S. Blügel, Phys. Rev. Lett. **106**, 236805 (2011).
 - ⁴⁴ P. Potasz, A. D. Güçlü, O. Voznyy, J. A. Folk, and P. Hawrylak, Phys. Rev. B **83**, 174441 (2011).
 - ⁴⁵ H. Feldner, Z. Y. Meng, A. Honecker, D. Cabra, S. Wessel, and F. F. Assaad, Phys. Rev. B **81**, 115416 (2010).
 - ⁴⁶ O. V. Yazyev, R. B. Capaz, and S. G. Louie (2011), arXiv:1102.4886v1.
 - ⁴⁷ H. Feldner, Z. Y. Meng, T. C. Lang, F. F. Assaad, S. Wessel, and A. Honecker, Phys. Rev. Lett. **106**, 226401 (2011).