

Scaling the effect of the dipolar interactions on the ZFC/FC curves of random nanoparticle assemblies

David Serantes^{a,*}, Manuel Pereiro^b, Roy Chantrell^c, Daniel Baldomir^a

^a*Applied Physics Department and Instituto de Investigaciones Tecnológicas, Universidade de Santiago de Compostela, E-15782 Campus Vida s/n, Santiago de Compostela, Spain*

^b*Department of Physics and Astronomy, Uppsala University, P.O. Box 516, 751 20 Uppsala, Sweden*

^c*Department of Physics, University of York, York, YO10 5DD, United Kingdom*

Abstract

*Zero field cooling (ZFC) and field cooling (FC) protocols are commonly used to investigate the properties of magnetic nanoparticle systems. For non-interacting conditions the particle properties are fairly well correlated with the shape of the ZFC/FC curves. However, that is not the case when significant dipolar interparticle interactions (DII) are present, what frequently occurs in experimental samples (e.g. aggregates in biological systems; or the dried powder often used for the ZFC/FC measurements). The purpose of this work is to show how the influence of the DII on the ZFC/FC curves, computed by the volume sample concentration c , can be described in a general way if scaled by the dimensionless parameter $c_0 = 2K/M_S^2$; where K and M_S are the anisotropy and saturation magnetization constants of the particles, respectively. This scaling parameter, which is straightforwardly derived from the energy equation governing the system, has an analogous meaning to the normalization of the external magnetic field H by the anisotropy field of the particles $H_A = 2K/M_S$. We use a Monte Carlo technique to show how apparently different T_B vs. c curves of various particles types (where T_B is the *blocking temperature*), follow the same trend if scaling c/c_0 .*

Keywords: Magnetic nanoparticles, ZFC/FC curves, Dipolar interactions, Monte Carlo simulations

*Corresponding author

Email address: david.serantes@usc.es (David Serantes)

1. Introduction

Magnetic nanoparticles are receiving increasing attention in the last years particularly based on their promising nanomedical uses,[1, 2] what requires detailed understanding of their magnetic properties. A major difficulty for their *in vivo* application is that the particles are usually randomly arranged when embedded in the biological matrices, and aggregation after cell internalization is very frequent[3]. The problem, regarding the property control, is that for those closely-arranged systems the dominant interaction is the magnetic dipole-dipole coupling, which lacks an analytical solution and exhibits a complex interplay with the other more relevant energies in the system (anisotropy[4], Zeeman[5]). Finding a precise and easy description of its features arises, therefore, as a crucial problem to address in the current research efforts towards the nanomedical revolution.

Such a purpose has often been pursued on the basis of the Néel model: the dipolar interaction effects are investigated in terms of their effects on the anisotropy energy barrier of single-domain *superparamagnetic* (SPM) systems and their corresponding effect on the characteristic *blocking temperature*, T_B [6]. The interparticle coupling strength is varied by changing the magnetic particle concentration of the system, c . The reasons to choose this method are the ease of carrying out the experimental measurements and to correlate them with the theoretical background [7].

Despite the intense research devoted to this field in recent years, no conclusive understanding of the effects of interactions on the blocking temperature have been yet achieved: one can find in the literature very different $T_B(c)$ trends for essentially very similar samples. These trends range from, i) a regular increase [8]; ii) a rapid increase followed by a saturation [9]; iii) a non-monotonic behaviour [10]; iv) a decrease [11]; etc. Although analytical models have been developed that describe reasonably well specific cases, a general model able to account for all the different shapes has not been reported so far.

In an effort to shed light on this complex scenario, we present in this work an alternative approach: by simply rewriting the energies governing the system in an appropriate way, the influence of the dipolar interactions on the magnetic behavior of the system (introduced as proportional to c) is described in a general way by the unitless parameter $c_0 = 2K/M_S^2$. It must be noted that the $2K/M_S^2$ ratio is well known to provide the relation of the anisotropy field to the maximal dipolar interaction field[12], and has been extensively

used particularly to address the competition between anisotropy and shape effects[13, 14, 15]. In the case of interacting nanoparticles, ourselves[16, 17] and others[18] have routinely (and successfully) applied it to explain the effects of interactions through hysteresis properties. However, to the best of our knowledge its general character has not been explained in detail so far, neither has it been applied to the specific case of the diversity of experimental trends obtained through ZFC/FC measurements, except in limited specific cases [10, 19]. Here we investigate the underlying thermodynamic basis of the scaling law. In order to demonstrate the universality of this scaling parameter, we build up our arguments in the context of the well-known usual single-domain particles SPM framework. We demonstrate numerically, using a Monte Carlo model, that the scaling applies for a system of randomly spatially distributed nanoparticles. The scaling approach is proposed as an interesting basis for the investigation of experimental measurements; deviations from the scaling law could arise, for example, from clustering effects.

2. Scaling the governing energies of the system

The SPM model represents the particles by their large magnetic *supermoment* and also by their magnetic anisotropy $\vec{K} = K\hat{n}_i$, with K the anisotropy constant and \hat{n}_i the easy axis direction. The magnetic supermoment results from the coherent rotation of the inner atomic moments and is to first approximation proportional to the particle volume V_i as $\vec{\mu}_i = M_S V_i \hat{e}_{\mu_i}$, with M_S the saturation magnetization and \hat{e}_{μ_i} the unitary vector that describes its orientation.

The energy per particle $E^{(i)}$ for a non-interacting system is given by the anisotropy (E_A) and Zeeman (E_Z) energies as

$$E^{(i)} = E_A^{(i)} + E_Z^{(i)} = -KV_i \left(\frac{\vec{\mu}_i \cdot \hat{n}_i}{|\vec{\mu}_i|} \right)^2 - \vec{\mu}_i \cdot \vec{H} \quad (1)$$

Both energy terms determine the magnetic evolution of the system. However, although the intrinsic thermal stability (characterised by the zero-field blocking temperature $T_B = KV/25k_B$), the field dependence is determined by the ratio of the anisotropy and Zeeman terms. This is easily emphasized on rewriting Eq. (1) as

$$e^{(i)} = \frac{E^{(i)}}{2KV_i} = -\frac{1}{2} \cos^2 \varphi_i - \frac{H}{H_A} \cos \theta_i \quad (2)$$

where φ_i and θ_i are the angles that $\vec{\mu}_i$ forms with respect to \vec{H} and \vec{K} , respectively. Likewise, the *anisotropy field* is defined as $H_A = 2K/M_S$, which accounts for the relative importance of the Zeeman and anisotropy energies. This is highlighted in that, for a system with randomly oriented easy axes, the field dependence of $T_B \propto (1 - H/H_A)^{3/2}$ [20]. This expression illustrates that the influence of H on the evolution of the magnetisation of a nanoparticle system does not depend on the absolute H -value but rather on the ratio H/H_A . Thus, particles with different values of K and M_S may still follow a similar $T_B(H)$ shape depending on their characteristic H_A value, i.e. $T_B \equiv T_B(H/H_A)$.

We follow the same line of reasoning to investigate the influence of the dipolar interaction. In this case, for an N -particle system the energy per particle is

$$E^{(i)} = -KV_i \left(\frac{\vec{\mu}_i \cdot \hat{n}_i}{|\vec{\mu}_i|} \right)^2 - \vec{\mu}_i \cdot \vec{H} + \sum_{j \neq i}^N \left(\frac{\vec{\mu}_i \cdot \vec{\mu}_j}{r_{ij}^3} - 3 \frac{(\vec{\mu}_i \cdot \vec{r}_{ij})(\vec{\mu}_j \cdot \vec{r}_{ij})}{r_{ij}^5} \right) \quad (3)$$

where \vec{r}_{ij} is the vector connecting particles i and j . Our procedure is to rewrite Eq. (3) also in terms of H/H_A , trying to find also an easy dependence for the dipolar energy term. For such a purpose, we assume i) a monodisperse system; ii) the particles are located into a cubic box of side L , so that we may use normalized units $\vec{a}_{ij} = \vec{r}_{ij}N^{1/3}/L$; iii) the dimensionless sample concentration c results in $c = \sum_{i=1}^N V_i/L^3 \equiv NV/L^3$. Thus, the reduced energy $e^{(i)}$ reads now

$$e^{(i)} = \frac{E^{(i)}}{2KV} = -\frac{1}{2} \cos^2 \varphi_i - \frac{H}{H_A} \cos \theta_i + \frac{c}{c_0} \sum_{j \neq i}^N \left(\frac{\hat{e}_{\mu_i} \cdot \hat{e}_{\mu_j}}{a_{ij}^3} - 3 \frac{(\hat{e}_{\mu_i} \cdot \vec{a}_{ij})(\hat{e}_{\mu_j} \cdot \vec{a}_{ij})}{a_{ij}^5} \right) \quad (4)$$

where we have introduced $c_0 = 2K/M_S^2$. The c_0 -parameter weights the importance of the dipolar interaction energy as c/c_0 , analogously as H/H_A weights the importance of the Zeeman energy. Therefore, we suggest, similarly to the fact that H/H_A provides a general scaling behaviour for the magnetic field-dependence of the system, it is possible to define also a scaling law for the

influence of the dipolar interaction, given by c/c_0 . This result demonstrates the existence of an inner scale of energies in the thermomagnetic properties of those nanostructured systems as a function of the H_A and c_0 parameters.

The physical meaning of c_0 can be interpreted as a characterisation of the relative importance between the anisotropy and dipolar energies, i.e. $c_0 = 2K/M_S^2 \propto E_A/E_D$. It is worth to emphasize again that, although the $2K/M_S^2$ ratio has been proposed in the literature as a relevant quantity concerning interacting SPM systems (see e.g. Refs. [21, 22, 23]), to the best of our knowledge neither its interpretation as a general scaling factor nor its potential to resolve controversial results in the literature (as the T_B *vs.* c evolution) have previously been reported.

3. Monte Carlo simulations

The next step is to demonstrate that the above assertion on c_0 as a scaling factor for the influence of magnetic dipolar interactions can effectively solve controversial results in the literature. With this purpose in mind, we decided to tackle the T_B *vs.* c problem based on its central role amongst theoretical-nanoparticle problems as to dipolar interaction effects.

Our procedure consists of comparing the $T_B(c)$ data for different types of particles, in order to study the different trends reported in the literature. We represent the particle types by their corresponding c_0 -values, and examine their magnetic behaviour both as a function of c and c/c_0 . Since experimental data is usually subjected to uncontrolled secondary effects (polydispersity [24], aggregation [19]) that might mask the influence of the dipolar interactions, we have used a Monte Carlo technique that allowed us to perfectly control the characteristics of the sample and hence to be sure about the nature of the different T_B data. The computational procedure is the same as described in Ref. [10], and the results are presented in the usual reduced temperature units $t = k_B T / 2KV$. T_B is roughly evaluated as the maximum of the *zero field cooling* (ZFC) curves under a low applied field $H = 100$ Oe, as usual, and hence to obtain the T_B *vs.* c data we simulated ZFC processes for a systematic variation of Δc in steps of 2.5%. It is important to be aware that T_B does not correspond exactly to the peak of the ZFC curve, but has a smaller value (see e.g. I. J. Bruvera *et al.* [25] for an insightful discussion); the choice of the peak was made for the sake of simplicity, since our arguments are applicable to all features of the ZFC/FC curves.

Table 1: $M_S(\text{emu}/\text{cm}^3)$ data and the corresponding c_0 , $H_A(\text{Oe})$, and $h_{100 \text{ Oe}} = 100 \text{ Oe}/H_A$ values for $K = 1.5 \times 10^5 \text{ erg}/\text{cm}^3$.

M_S	c_0	H_A	$h_{100 \text{ Oe}}$
274	4.00	1095	0.09
316	3.00	949	0.10
387	2.00	775	0.13
548	1.00	548	0.18
775	0.50	387	0.26
949	0.33	316	0.32
1095	0.25	274	0.36

To represent different types of particles we characterized them by their K and M_S values, and associated each type to the corresponding c_0 . To select the K and M_S values (and hence the c_0 cases) we decided to keep a common value of K and vary M_S . By proceeding in this way we can expect that in the non-interacting limit case T_B will be the same for the different particle types, since $T_B \approx KV/25k_B$ (i.e. independent of M_S), so that we can study the evolution of T_B with c from this common non-interacting point. It is worth to note that although this is an ideal assumption, it is in fact possible to design different materials so that they have a common (or very similar) K value but different M_S . Also, for computational purposes it is easier to keep the same value of K (included in the reduced temperature units) and vary only M_S . The K value is relatively low so that dipolar interactions influence easily the system, using $K = 1.5 \times 10^5 \text{ erg}/\text{cm}^3$. The M_S values considered and the corresponding H_A and c_0 parameters are shown in Table 1, together with H/H_A ratio corresponding to $H = 100 \text{ Oe}$.

The M_S values were chosen so that they represent realistic physical values, and the equivalent c_0 cases cover a wide range of E_A vs. E_D , so that c_0 varies between the E_A -dominating case ($c_0 = 4$), to the E_D -dominating one ($c_0 = 1/4$), covering as well intermediate cases. In Fig. 1, we show some ZFC curves for specific field and concentration conditions in order to illustrate the equivalent role of c_0 as a scaling parameter for the sample concentration analogous to the H_A value for the magnetic field.

Figure 1(a) displays some ZFC curves for the non-interacting case under the same absolute field $H = 100 \text{ Oe}$. In this case, the curves differ in form and

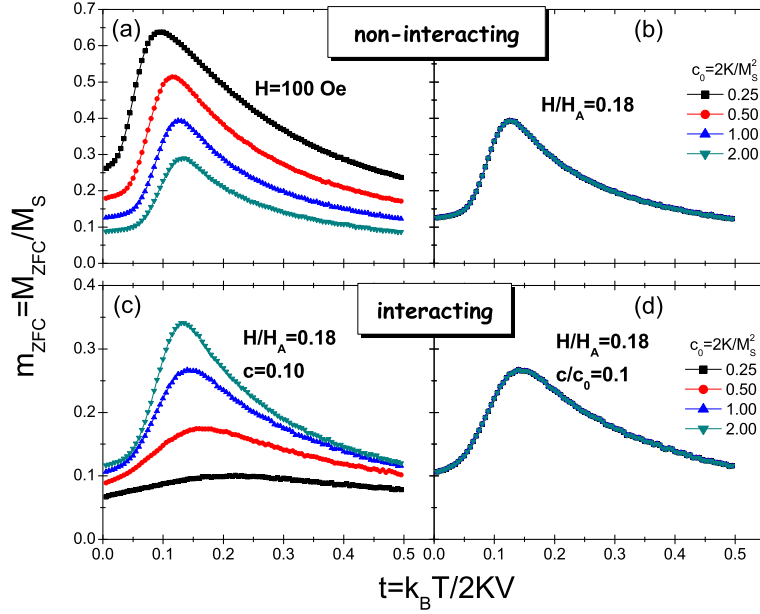


Figure 1: (Color online) ZFC curves for different field and interaction conditions, for some c_0 values: $H = 100$ Oe, $c = 0.0$ in (a); $H/H_A = 0.18$, $c/c_0 = 0.0$ in (b); $H/H_A = 0.18$, $c = 0.10$ in (c); $H/H_A = 0.18$, $c/c_0 = 0.10$ in (d).

have different maxima; however, if using the same reduced field $H/H_A = 0.18$ we see in Fig. 1(b) that all curves overlap and result therefore in the same T_B value, as expected. However, for interacting conditions and under the same $H/H_A = 0.18$ value, the ZFC curves separate if using the same $c = 0.10$ value and exhibit different T_B values; however, if using the same $c/c_0 = 0.1$ value the curves overlap and T_B is constant. This demonstrates the suitability of c_0 as a scaling factor for the dipolar interaction analogous to H_A for the magnetic field.

To illustrate the inner scale of energies as the origin of this scaling behavior, we show in Fig. 2 the total energies corresponding to the curves displayed in Fig. 1, recorded during the ZFC processes while heating the system up. In Fig. 2, we observe that the energy curves of the non-interacting case differ

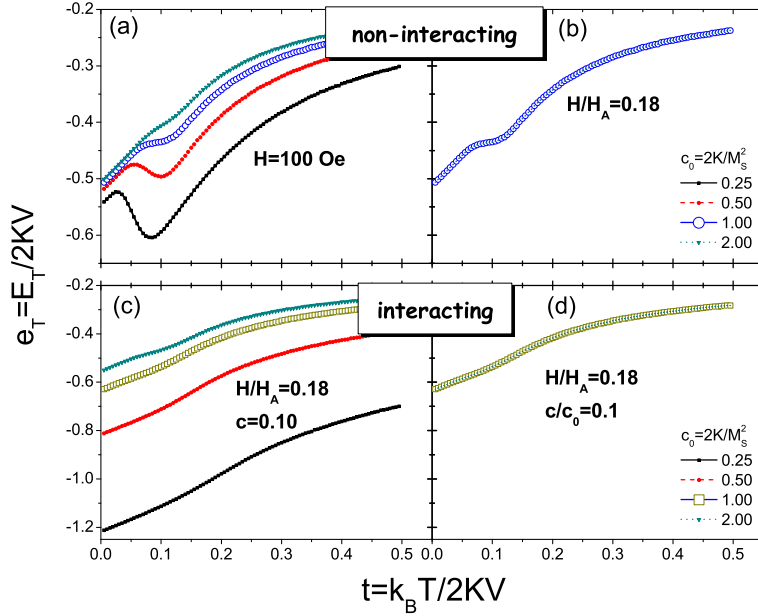


Figure 2: (Color online) $e_T = E_T/2KV$ data corresponding to the ZFC curves displayed in Fig. 1.

if using the same absolute field (a), but overlap if using the same reduced value $H/H_A = 0.18$. Analogously, for the interacting case (and constant $H/H_A = 0.18$), the curves differ if using the same absolute concentration (c) and overlap if using the same normalized value c/c_0 . This result demonstrates the existence of an inner scale of energies as a function of H_A and c_0 .

We focus now on the T_B (t_B in reduced units) *vs.* c problem. Following the same procedure as in Fig. 1, we simulate ZFC processes for the different cases of Table 1 and systematically vary c , evaluating t_B as the maxima of the curves. In Fig. 3(a), we observe that the $t_B(c)$ data follows different trends under the same absolute values $H = 100 Oe$ and $c = 0.10$, but that all curves share however a common origin in the non-interacting $c = 0.0$ case if using the same reduced field $H/H_A = 0.18$ (Fig. 3(b)). It is worth to

emphasize the different trends observed in the t_B vs. c data, which reproduce a rich variety of tendencies as mentioned in the introduction. A complete characterization of all different types would need however a more detailed analysis of the specific shapes of the curves, however this is beyond the scope of this work.

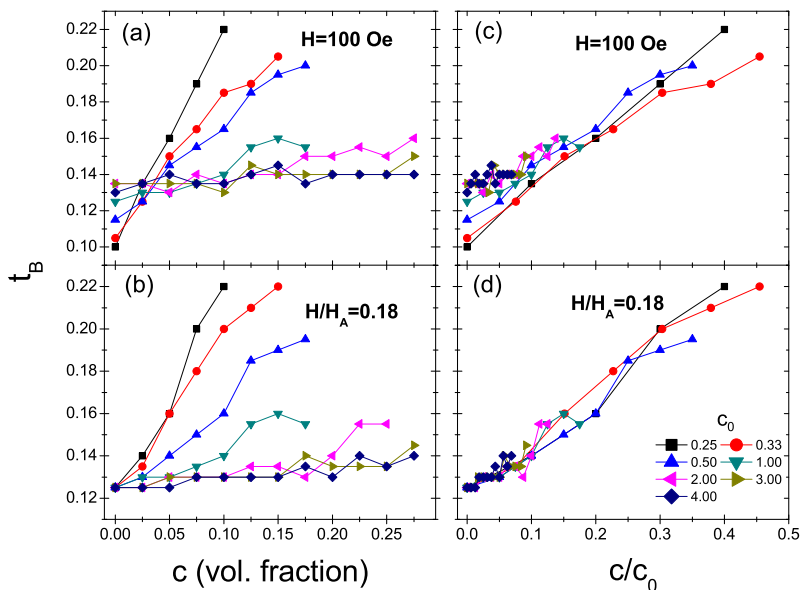


Figure 3: (Color online) t_B vs. c for, (a) $H = 100$ Oe; (b) $H/H_A = 0.18$; and vs. c/c_0 for, (c) $H = 100$ Oe; (d) $H/H_A = 0.18$, for the different particle types of Table 1.

In Fig. 3(c) it is shown that the apparently different trends of Fig. 3(a) share however a more similar tendency if plotted vs. c/c_0 , even for the same absolute field $H = 100$ Oe. Furthermore, all of them essentially overlap if using both the same $H/H_A = 0.18$ value and plotted vs. c/c_0 , as shown in Fig. 3(d). These results suggest (within the precision of the results) the existence of a general $t_B(H/H_A; c/c_0)$ curve, absorbing the different trends of Fig. 3(a).

It might be argued, however, that the precision of the $t_B(c)$ data is not

enough to demonstrate the scaling of the SPM phenomenon, since there is some deviation between the $t_B(c/c_0)$ curves. To erase such possible doubts we have followed a different approach: we analyzed the maxima of the curves at $t_B, m(t_B)$, which is far more precise to evaluate than t_B . The results displayed in Fig. 4 demonstrate with high precision the role of the c_0 parameter as a scaling factor for the magnetic dipolar interaction: the $m(t_B)$ data, which follows different trends if using absolute $H = 100 \text{ Oe}$ values, as shown in Figs. 4(a),(b); or absolute $c = 0.1$ values, as in Figs. 4(a),(c); however perfectly overlaps in a common $m(t_B)$ curve if using the same relative $H/H_A = 0.18$ value and plotted *vs.* c/c_0 , as shown in Fig. 4(d).

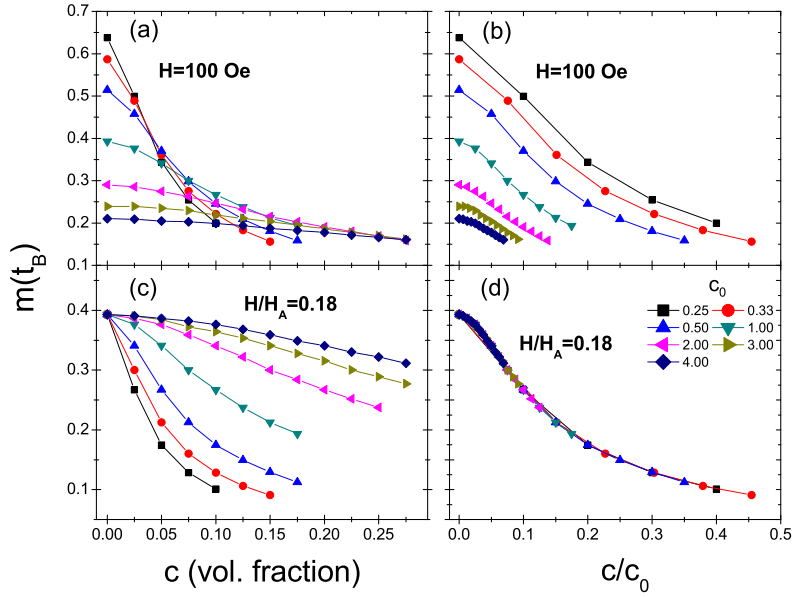


Figure 4: (Color online) (a) Magnetization at t_B *vs.* c for different c_0 -values at a fixed field $H = 100 \text{ Oe}$; (b) same data as in (a), plotted *vs.* c/c_0 ; (c) same data as in (a) but using the same reduced field $h = 0.18$ for the different c_0 cases; (d) same values as in (c), plotted *vs.* c/c_0 .

The main objective of the present work was to show theoretically the general character of the $2K/M_S^2$ parameter to scale the dipolar interaction

strength, for the particular case of the ZFC/FC curves. For the direct connection with experimental measurements there are a few aspects that need to be taken into account. Firstly, that the results presented here are focused on uniaxial-anisotropy particles, size-monodisperse and homogeneously distributed in space; it is well known that other anisotropy contributions[26], aggregation[27] and polydispersity[28] may significantly change the T_B value. Secondly, the measurements need to be carried out under the same H/H_A ratio, as discussed above.

Direct comparison with experiment at this stage is difficult because of the lack of a systematic study. Nevertheless, while we do not perform here a detailed analysis of experimental samples, we note that the usefulness of the c_0 parameter to correlate with experimental data is well proven. We have previously shown that it can be used to understand different experimental trends related to hyperthermia experiments (through the $M(H)$ hysteresis loops at different concentrations)[16]: apparently different experimental trends describing the heating properties of nanoparticle systems as a function of the concentration, can in fact be described as particular regions of a general curve on scaling with respect to c/c_0 . The new approach is its use to specifically understand ZFC/FC measurements. In particular our scaling analysis provides a framework for the analysis of experimental data in terms of the nature of physical arrangement of the particles.

4. Conclusions

In summary, we report the existence of a general scaling factor for the influence of the dipolar interaction energy in single-domain entities. It is defined by the dimensionless parameter $c_0 = 2K/M_S^2$, and together with the anisotropy field H_A serves to define a general behavior for such systems as governed by the dipolar and Zeeman energies. Specifically, we applied this parameter to show how the evolution of T_B *vs.* c in assemblies of SPM nanoparticles, which may correspond to apparently very different trends, may in fact be scaled by this parameter. This approach may offer new tools to understand the apparently dissimilar tendencies reported in the literature, belong in fact to the same general $T_B(c/c_0)$ curve. Remains as the subject of a future work the detailed analysis of the initial decrease in the T_B *vs.* c curve reported in other works[11, 27]. Finally, we note that the relevant parameter for magnetic hyperthermia, the hysteresis area (estimation of the heat that may be released), is directly related to the effective anisotropy of the system

and consequently the blocking temperature as modulated by the dipolar interactions. Consequently the T_B determined from FC/ZFC measurements, and its concentration scaling presents itself as a useful approach to the study of the effects of interactions in magnetic nanoparticle hyperthermia.

5. Acknowledgements

We acknowledge the Royal Society International Exchanges Scheme (IE160535). D.S. acknowledges the Xunta de Galicia for financial support under the I2C Plan.

References

- [1] B. Pelaz, *et al.*, ACS Nano 11 (2017) 2313.
- [2] M. Colombo, *et al.*, Chem. Soc. Rev. 11 (2012) 4306.
- [3] J. M. Rojas, *et al.*, Acta Biomaterialia 58 (2017) 181.
- [4] D. Serantes, V. Vega, W. Rosa, V. Prida, B. Hernando, M. Pereiro, D. Baldomir, Phys. Rev. B. 86 (2012) 104431.
- [5] D. Serantes, D. Baldomir, M. Pereiro, J. Arias, C. Mateo-Mateo, M. Bujan-Nunez, C. Vazquez-Vazquez, J. Rivas, J. Non-Cryst. Sol. 354 (2008) 5224.
- [6] D. Kechrakos, Handbook of Nanophysics: Nanoparticles and Quantum Dots, Vol.3 ed. K. Sattler, Taylor&Francis, Honolulu, 2010.
- [7] J. M. Vargas, W. C. Nunes, L. M. Sokolovsky, M. Knobel, D. Zanchet, Phys. Rev. B. 72 (2005) 184428.
- [8] S. Tomita, P. E. Jonsson, K. Akamatsu, H. Nawafune, H. Takayama, Phys. Rev. B. 76 (2007) 174432.
- [9] C. R. Vestal, Q. Song, Z. John Zhang, J. Phys. Chem. B. 108 (2004) 18222.
- [10] D. Serantes, D. Baldomir, M. Pereiro, C. E. Hoppe, F. Rivadulla, J. Rivas, Phys. Rev. B. 82 (2010) 134433.

- [11] M. S. Hansen, S. Morup, *J. Magn. Magn. Mater.* 184 (1998) 262.
- [12] D. Berkov, N. Gorn, R. Schmitz, D. Stock, *J. Phys.: Condens. Matter.* 18 (2006) S2595.
- [13] P. Kharel, V. Shah, X. Li, W. Zhang, R. Skomski, J. Shield, D. Sellmyer, *J. Phys. D: Appl. Phys.* 46 (2013) 095003.
- [14] N. Usov, J. Barandiaran, *J. Appl. Phys.* 112 (2012) 053915.
- [15] D. Roy, P. Anil Kumar, *J. Appl. Phys.* 115 (2014) 073906.
- [16] C. Martinez-Boubeta, K. Simeonidis, D. Serantes, I. Conde-Leboran, I. Kazakis, G. Stefanou, L. Pena, R. Galceran, L. Balcells, C. Monty, D. Baldomir, M. Mitrakas, M. Angelakeris, *Adv. Funct. Mater.* 22 (2012) 3737.
- [17] S. Ruta, R. Chantrell, O. Hovorka, *Sci. Rep.* 5 (2015) 9090.
- [18] N. Usov, O. Serebryakova, *AIP Adv.* 6 (2016) 075315.
- [19] C. E. Hoppe, F. Rivadulla, M. A. López-Quintela, M. C. Buján, J. Rivas, D. Serantes, D. Baldomir, *J. Phys. Chem. C.* 112 (2008) 13099.
- [20] R. H. Victora, *Phys. Rev. Lett.* 63 (1989) 457.
- [21] J. Garcia-Otero, M. Porto, J. Rivas, A. Bunde, *Phys. Rev. Lett.* 84 (2000) 167.
- [22] D. Berkov, N. Gorn, P. Gornert, *J. Magn. Magn. Mater.* 226 (2001) 1936.
- [23] P. Jonsson, *Adv. Chem. Phys.* 3 (2004) 191.
- [24] A. Wang, J. Li, R. Gao, *Appl. Phys. Lett.* 94 (2009) 212501.
- [25] I. Bruvera, P. Mendoza Zelis, M. Calatayud, G. Goya, F. Sanchez, *J. Appl. Phys.* 118 (2015) 184304.
- [26] V. Russier, *J. Magn. Magn. Mater.* 409 (2016) 50.

- [27] A. Z. Abbasi, L. Gutiérrez, L. L. del Mercato, F. Herranz, O. Chubykalo-Fesenko, S. Veintemillas-Verdaguer, W. J. Parak, M. Puerto-Morales, J. M. González, A. Hernando, P. de la Presa, *J. Phys. Chem. C* 115 (2011) 6257.
- [28] R. Zheng, H. Gu, B. Xu, X. Zhang, *J. Phys.: Condens. Matter* 18 (2006) 5905.