

Formation of vortex and antivortex polarization states in ferroelectric films

Manas Kumar Roy, Sushanta Dattagupta

Indian Institute of Science Education and Research - Kolkata,

Mohanpur, PIN: 741252, India.

An effort based on the kinetic model allowed by Landau-Ginzburg-Devonshire theory is presented here. The formation of vortex, antivortex states in ferroelectric films are reported and theoretically explained. Phase transition in toroidal moment is observed. Vortex-antivortex-vortex (V-AV-V) triplet is generated by applying inhomogeneous transverse static localized fields in x-y plane. A specific boundary condition is used to keep the spirit of vortex state i.e. the net polarization across the boundary is always zero.

PACS numbers: 74.20.De, 77.80.Dj, 87.10.Kn

I. INTRODUCTION

Circularly ordered structural phase is denoted as vortex state which is found in ferromagnets [1, 2], superconductors [3], Bose Einstein condensates[4], and in ultracold Fermi gases [5]. Kittel [1] has shown the possibility of circular ordering due to boundary conditions of magnetic spin vectors in any ferroic material. Existence of such vortex orders was extended into ferroelectrics by Ginzburg et.al. [6] in 1984.

In 2004, Naumov et al [7] defined a different order parameter toroidal moment (\vec{G}) through a first principle calculation, where \vec{G} is the vector sum of cross products between local dipole moments and corresponding position vectors of the dipoles. This toroidal moment passes through a phase transition during temperature variation. In lower temperature, polarization forms a toroidal domain configuration. They show that FE vortex states are a promisingly smart material that can fasten memory performance and of higher memory capacity by five orders of magnitude compared to memory of same size. This explanation has accelerated the ab initio explorations in the theoretical domain of polarization vortex structures. Gruverman et al [8] in 2008 experimentally observed doughnut shape ferroelectric domain pattern and further numerically analyzed it by a model based on Landau- Lifshitz-Ginzburg equations. Existence of such vortex polar states depends on the size as well as shape of the nanodot, where strain

and depolarizing field play crucial role[9]. Our recent observation by time dependent Landau Ginzburg theory has demonstrated the formation of boundary condition induced vortex polarization states [10]. An intrinsic coupling condition between two transverse in plane components can reorient a head to tail 90° to a circularly symmetric vortex domain.

But, magnetic, BE, superconducting systems, antivortex is also mentioned. Recently Roy et al [13] observed vortex-antivortex chains in permalloy rings. The difference between ferroelectric and ferromagnetic vortex dynamics, nearest neighbour and depolarizing field is very strong in the former system compared to the latter. But vortex and antivortex pair can not form as ferroelectric toroidal moment does not break time reversal symmetry [12]. Whereas in magnetic toroidal moment $T = 1/2N \sum_i^N r_i \times m_i$, (here m_i are the local magnetic dipoles at sited in N lattices) breaks both the time and space symmetry [11, 12]. A recent ab-initio study by Prosandev et al [12] has shown that external inhomogeneous field can control the toroidal moment. Here we report the results of a study of the vortex antivortex vortex (VAV) switching kinetics in the ultrathin ferroelectric films, which are almost two dimensional. As we are applying in plane electric field, the cross product does not break time as well as spatial symmetry.

In this Letter, we explore a bilateral excercise between the two in plane polarization components under the tutelage of anisotropic electric fields. External electric fields are applied in the diagonal axis of the 2D square ferroelectric lattice as shown by Roy et al [13] a chain of the magnetization distribution around the vortex antivortex cores of the VAV structure in permalloy rings. The temperature is below critical tempertature. This is qualitatively different from the kinetics of extrinsic switching, where a conducting atomic force micriscopic tip switches ferroelectric films into a 180° domain. Here dipoles are switched out of plane.

In the framework of Landau Ginzburg Devonshire phenomenology for a most symmetric case, the spatial-temporal evolution of the polarization components in a 2D film of the second order ferroelectric is described by these two coupled nonlinear parabolic equation [14, 15]:

$$\frac{\partial P_x}{\partial t} = \Gamma [(AP_x - BP_x^3 - CP_x P_y^2) + \delta \nabla^2 P_x] + E_x, \quad (1)$$

$$\frac{\partial P_y}{\partial t} = \Gamma [(AP_y - BP_y^3 - CP_y P_x^2) + \delta \nabla^2 P_y] + E_y. \quad (2)$$

where A is a pheneomenological temeperature term defined for second order transition as $A = A_0(T_c - T)$. Below the critical temperature T_c , ferroelectric phase will appear. A_0 , B, C are positive constantsis. E_x and E_y are components of effective fields appearing from external electric fields and depolarizing fields acting in x and y direction

respectively. Here Γ is phenomenological kinetic coefficient. Corresponding toroidal moment \vec{G} is defined as:

$$\vec{G} = \frac{1}{2N} \sum_i^N \vec{R}_i \times \vec{P}_i \quad (3)$$

For a 2D film, no z component of polarization is present. Therefore, \vec{G} only have z component and that will be

$$G_z = \frac{1}{2N} \sum_i^N (x_i P_{y_i} - y_i P_{x_i})$$

We adopt with the following boundary conditions:

Polarization states	$x = -L$	$x = L$	$y = -L$	$y = L$
Vortex	$P_x=0, P_y=-1$	$P_x=0, P_y=1$	$P_x=1, P_y=0$	$P_x=-1, P_y=0$
Anti-vortex	$P_x=0, P_y=1$	$P_x=0, P_y=-1$	$P_x=1, P_y=0$	$P_x=-1, P_y=0$

TABLE I: Boundary conditions considered

We have probed the electric field at two specific sites S_1 and S_2 along $x = y$ axis in the following way:

	S_1	S_2
E_x	-1	1
E_y	1	-1

TABLE II: External electric field

In order to realize phase transition in toroid moment G_z , we simulate Eq.1 and Eq.2 with the boundary condition specified in Table 1 for vortex state. We have taken total 100 sites i.e. $N=100$. Figure 1(a) shows net toroid moment G_z versus a temperature dependent parameter $A' = A_0(T - T_c)$ ($A' = -A$). This result is similar in spirit of the work by Naumov et al who has already submitted the evidence of phase transition in G_z . It is evident from figure 1(a), that at temperature $T < T_c$ ($A' < 0$), we observe a nonzero toroidal moment, whereas for $T > T_c$ i.e. $A' > 0$, G_z will sharply be zero. In a time domain of finite difference, we simulated Eq.1 and Eq.2. We initiate $A' = -2$, and formed the vortex after 800 time steps. Then we gradually increased the value of A' by 0.1. This process continued until $A' = 2$. Figure 1(b) and 1(c) shows the equilibrium vortex and antivortex states for $A' = -1$ respectively.

We are now planning to construct VAV triplet. Earlier, a combined effect of a critical depolarizing field and an open circuit electrical boundary condition has been mentioned, this combination can convert a out-of-plane polarized nanodot into a nonzero toroidal moment. Figure 2 shows a schematic external field probing diagram. Fields are in the plane i.e. only have two components along x and y plane. No z component is present. That is also true for

the depolarizing field along z axis. We have taken a system of square ferroelectric lattice in a form of 2D film with 160 points. External fields are applied at two places S1 and S2. S1 and S2 are in diagonal axis (along line $x=y$), placed equal distance from center. Coordinates of S1 and S2 are $\{15,15\}$ and $\{25,25\}$ respectively. We used the same boundary condition used for creating the vortex state as mentioned in table 1. Figure 3 (a), 3(b), 3(c), and 3(d) are showing formation of VAV triplet for time steps 1, 50, 100, and 400 respectively. If the fields are withdrawn simultaneously, this triplet structure will converge very slowly to a single vortex. System will again capture the rotational symmetry which was earlier disturbed by the anisotropic electric fields.

Fig.4(a) and 4(b) show equilibrium P_x , and P_y profile in xy plane. Figure.4(c) describes the spatial distribution of toroidal moment G_z in xy plane. It is clear in Fig.4(c), there is a chain of vortex-antivortex-vortex has been formed. Figure 4(d) is the plot of P_x and P_y along the $x=y$ diagonal line. These apparently periodic lines cut at three points predicting VAV locations. Both the P_x , and P_y attain zero polarization values at these points. It reminds us the superposition of two periodic waves with same frequency and amplitude but π phase difference.

In summary, this Letter presents a method of formation of VAV triplet in thin ferroelectric films. Simple Landau Divonshire Ginzburg theory in a kinetic form, and special boundary conditions can produce vortex antivortex states. Phase transition in toroid moment has been observed. We proposed, if external fields of anisotropic nature are skillfully probed in small ferroelectric thin films, system, VAV triplet can be formed. Application of two electric place in close vicinity can produce three distinctly written zones. This can be utilized during memory application, and used as a source for further development of FeRAM.

The authors acknowledge Dr.Shamik Sarkar and Dr. Jaita Paul for fruitful discussions. Authors also thank the unknown reviewer of their previous work [10] for his constructive criticism.

-
- [1] C. Kittel, Phys. Rev. 70, 965 (1946).
 - [2] T. Shinjo, T. Okuno, R. Hassdorf, K. Shigeto, and T. Ono, Science 289, 930 (2000).
 - [3] V. N. Gladilin, J. Tempere, J. T. Devreese, W. Gillijns, and V. V. Moshchalkov, Phys. Rev. B. 80, 054503 (2009).
 - [4] J.-P. Martikainen, K.-A. Suominen, L. Santos, T. Schulte, and A. Sanpera, Phys. Rev. A 64, 063602 (2001).
 - [5] S. S. Botelho and C. A. R. S de Melo, Phys. Rev. Lett. 96, 040404 (2006).
 - [6] Ginzburg, V. L.; Gorbatshevich, A. A.; Kopayev, Y. V.; Volkov, B. A. Solid State Commun. 1984, 50, 339.
 - [7] Naumov, I. I.; Bellaiche, L., Fu, H. X. Nature 2004, 432, 737.
 - [8] Gruverman, A.; Wu, D.; Fan, H.-J.; Vrejoiu, I.; Alexe, M.; Harrison, R. J.; Scott, J. F. J. Phys.: Condens. Matter 2008,

20, 342201.

- [9] Naumov, I.; Bratkovsky, A. M. Phys. Rev. Lett. 2008, 101, 107601.
- [10] M. K. Roy, S. Sarkar, and S. Dattagupta, Appl. Phys. Lett. 95, 192905 (2009).
- [11] Gorbatshevich, A. A.; Kopayev, Y. V. Ferroelectrics 1994, 161, 321.
- [12] S. Prosandeev, I. Ponomareva, I. Kornev, I. Naumov, and L. Bellaiche, Phys. Rev. Lett. 96, 237601 (2006).
- [13] P. E. Roy, J. H. Lee, T. Trypiniotis, D. Anderson, G. A. C. Jones, D. Tse, and C. H. W. Barnes, Phys. Rev. B 79, 060407 (R) (2009).
- [14] A.S. Sidorkin, *Domain Structure in Ferroelectrics and Related Materials*, (Cambridge International Science Publishing 2006).
- [15] Y. Ishibashi and E. Salje, Journal of the Physical Society of Japan Vol. **71**, No. 11, November, 2002, pp. 2800-2803.

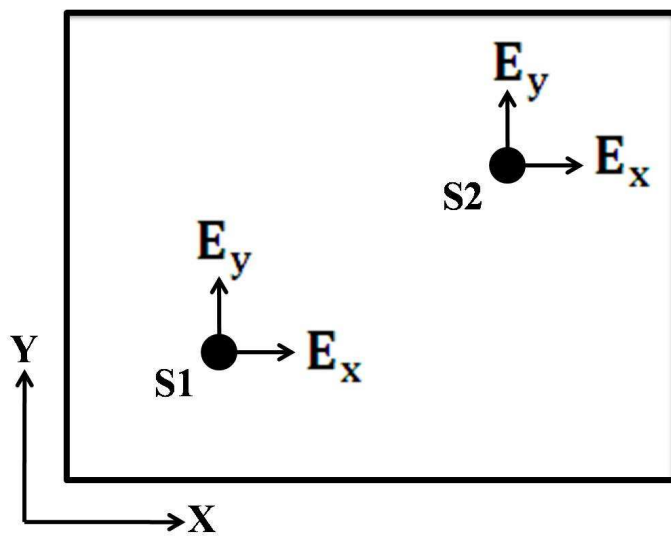


FIG. 1: Schematic diagram shows how and where the electric field can be applied.

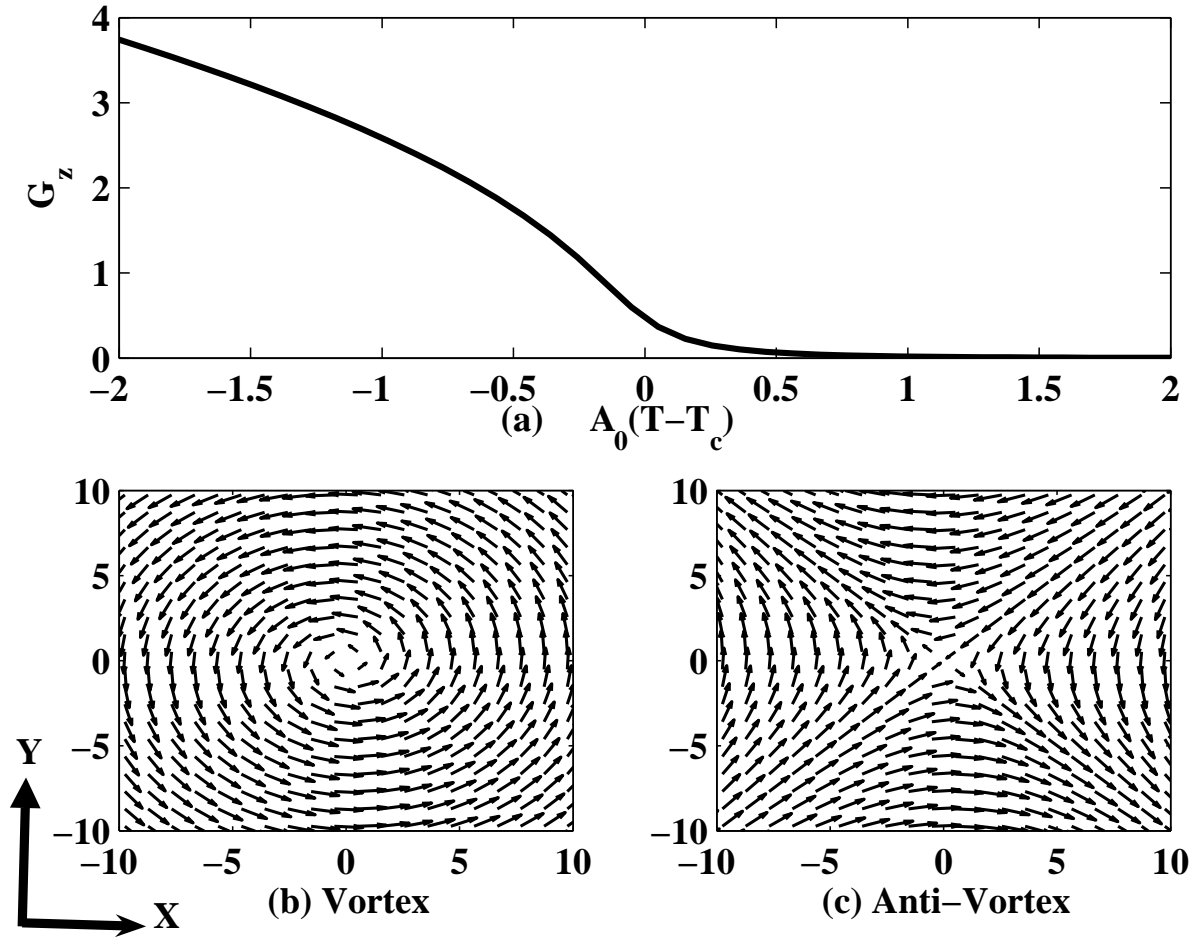


FIG. 2: (a) Phase transition in the z component of toroidal moment \vec{G} where $\vec{G} = \frac{1}{2N} \sum_i^N \vec{R}_i \times \vec{P}_i$. (b) Vortex and (c) antivortex.

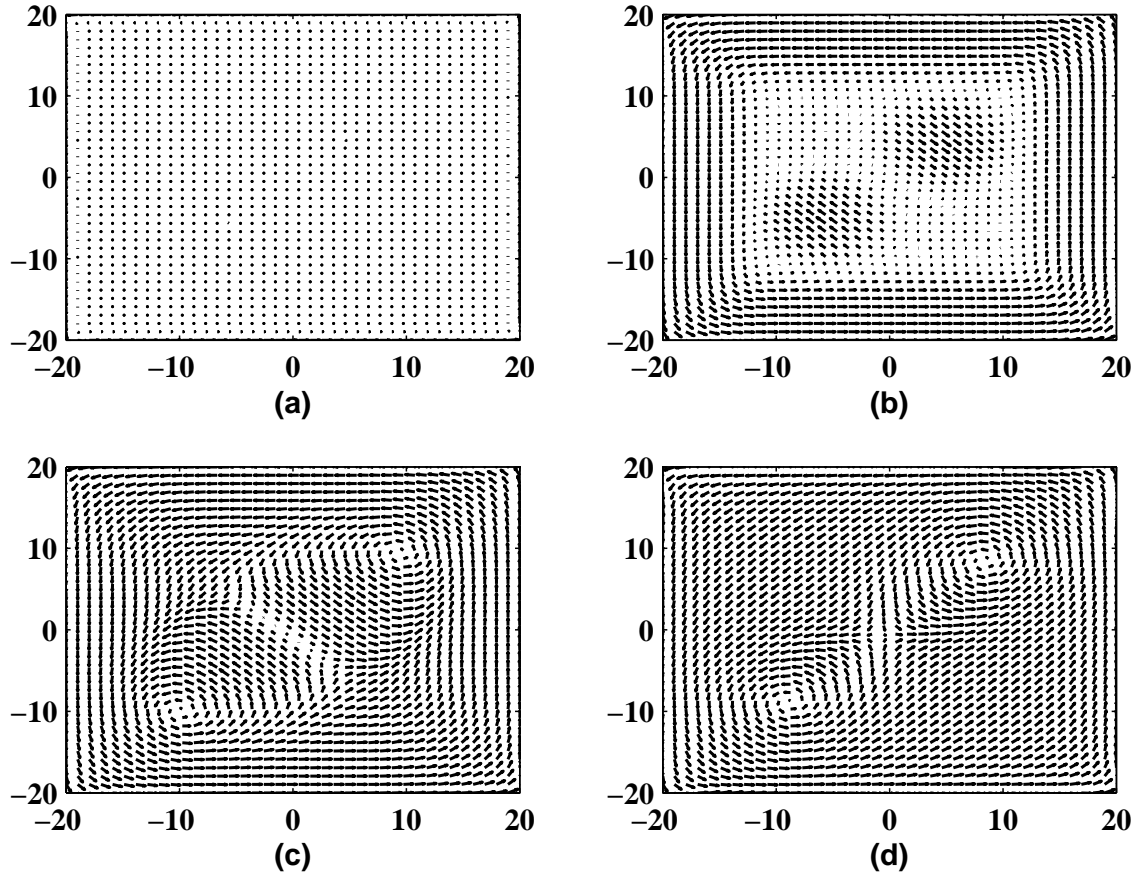


FIG. 3: Vortex antivortex and vortex formation at time steps (a)1, (b)50, (c)100 and (d) 400.

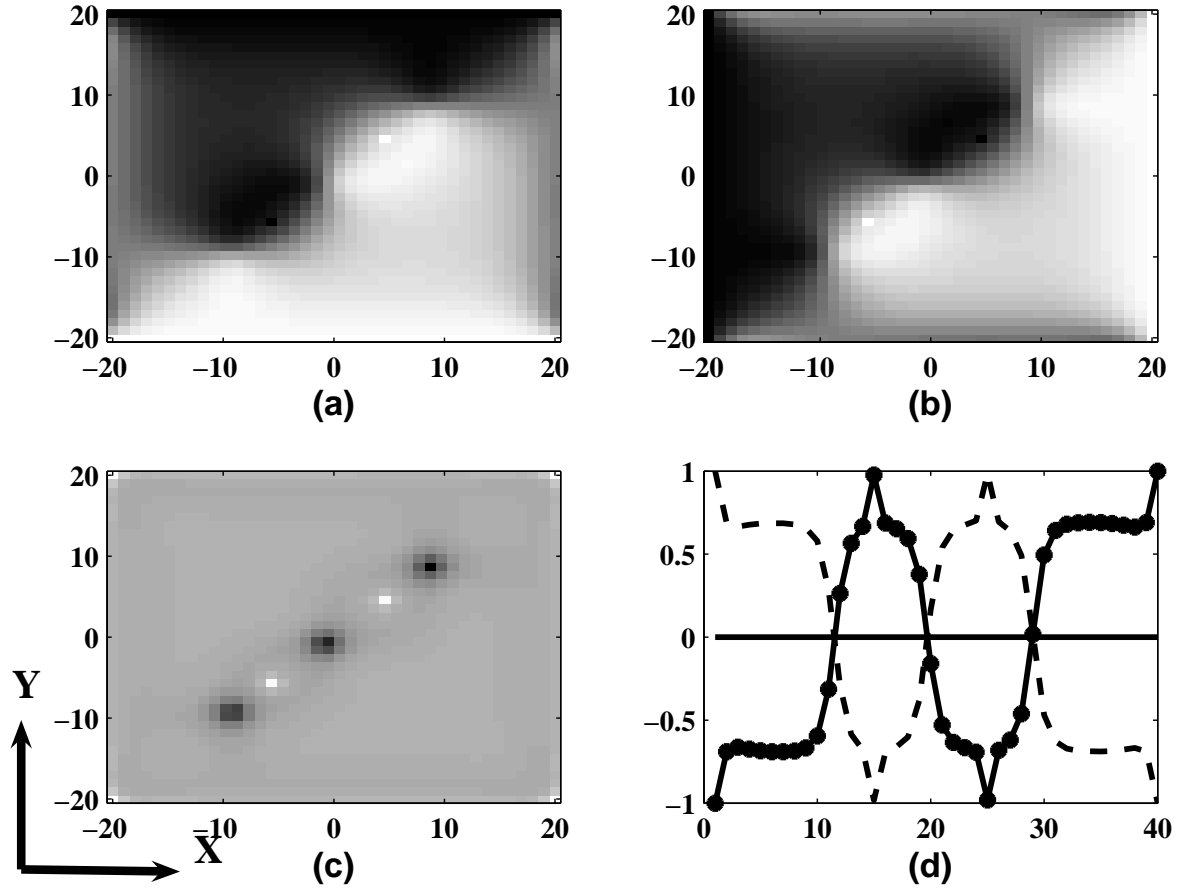


FIG. 4: (Color online) Spatial configuration of (a) P_x , (b) P_y and \vec{G} at equilibrium. (d) shows the spatial profile of P_x and P_y along diagonal and there crossover.