

Charge dependent azimuthal correlations in Pb–Pb collisions at $\sqrt{s_{NN}} = 2.76$ TeV

Panos Christakoglou for the ALICE Collaboration

Nikhef, Science Park 105, 1098 XG Amsterdam, The Netherlands

E-mail: Panos.Christakoglou@nikhef.nl

Abstract. Separation of charges along the extreme magnetic field created in non-central relativistic heavy-ion collisions is predicted to be a signature of local parity violation in strong interactions. We report on results for charge dependent two particle azimuthal correlations with respect to the reaction plane for Pb–Pb collisions at $\sqrt{s_{NN}} = 2.76$ TeV recorded in 2010 with ALICE at the LHC. The results are compared with measurements at RHIC energies and against currently available model predictions for LHC. Systematic studies of possible background effects including comparison with conventional (parity-even) correlations simulated with Monte Carlo event generators of heavy-ion collisions are also presented.

1. Introduction

The prospect of observing parity violation from the strong interaction in relativistic heavy-ion collisions has recently gained great attention [1]. In a highly excited dense state, quantum fluctuations of the gluonic field can produce configurations with different local parities. The interaction of these local bubbles of chiral symmetry restoration and non-vanishing topological charges, with the strong and short-lived magnetic field produced in non-central heavy-ion collisions [2] gives rise to the *Chiral Magnetic Effect*. The effect is argued to be reflected in the asymmetry in the emission of particles relative to the reaction plane: opposite charged particles will be emitted preferentially in different directions across the reaction plane.

In this article, we report the results for the two- and three-particle charge dependent azimuthal correlations with respect to the reaction plane for Pb–Pb collisions at $\sqrt{s_{NN}} = 2.76$ TeV recorded in 2010 with ALICE [3] at the LHC. The tools used for this study are the 2- and 3-particle azimuthal correlators represented by $\langle \cos(\phi_\alpha - \phi_\beta) \rangle$ and $\langle \cos(\phi_\alpha + \phi_\beta - 2\Psi_{RP}) \rangle$ [4], respectively.

2. Results

Data from around 50 M Pb–Pb events at $\sqrt{s_{NN}} = 2.76$ TeV were analyzed. Only events with a proper online trigger were considered in the analysis. An offline event selection was also applied to reduce the contamination from background events. Events having a reconstructed vertex were used in this study. The centrality of the collision was estimated by using the distribution of the signal from the VZERO scintillator detectors,

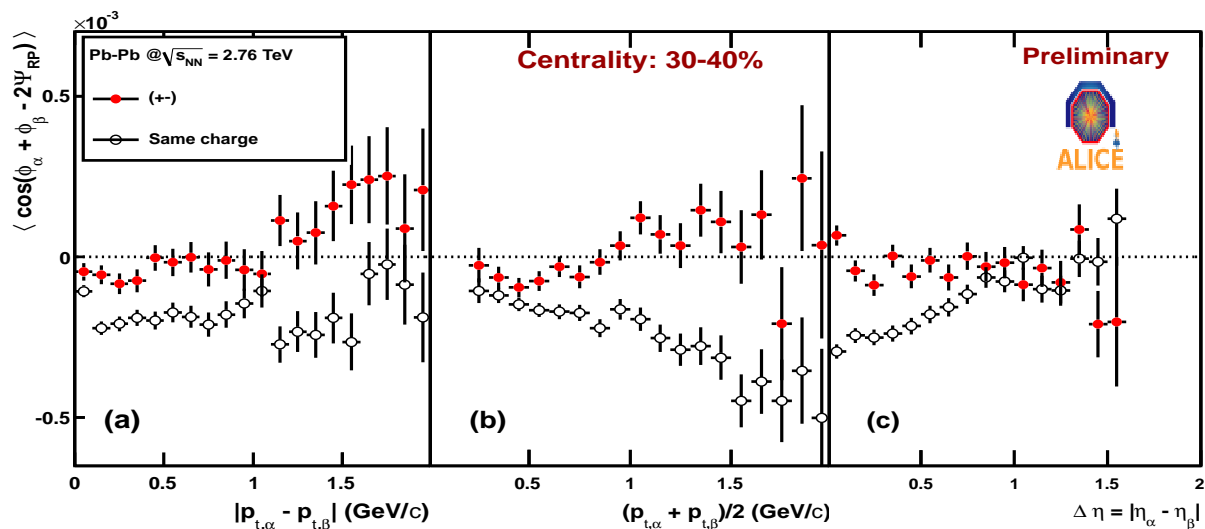


Figure 1. [Color online] The dependence of the 3-particle correlator on the: (a) p_t difference of the pair; (b) average p_t of the pair; (c) $\Delta\eta$ of the pair. The legend indicates the connection between the charge combinations and the different marker styles used.

placed around the beam pipe on either side of the interaction region and covering the pseudorapidity ranges $2.8 < \eta < 5.1$ and $-3.7 < \eta < -1.7$ [3], and fitting it with a Glauber model. The tracks were reconstructed by the main tracking device of ALICE, the TPC [3], that provides a uniform acceptance with minimal corrections. Adequate selection criteria were applied to minimize the contribution from background tracks. Finally, the phase space analyzed was given by $|\eta| < 0.8$ and $0.2 < p_t < 5.0$ GeV/c.

Figure 1 shows the dependence of the 3-particle correlator on the p_t difference, the mean p_t and the pseudo-rapidity difference of the pair, in the left, middle and right plots, respectively. The black circles correspond to pairs having the same charge, while the red squares representing the correlations between opposite charges. In all plots, the 30–40% centrality percentile is shown. The opposite charged pairs don't show any dependence on either of the three variables used and their values are consistent with 0. On the other hand, the same charged pairs demonstrate a different pattern: the data points don't indicate a significant contribution from short range correlations (left plot), the magnitude of the correlations seems to increase with increasing mean p_t of the pair (middle plot), whereas the $\Delta\eta$ dependence shows a width of one unit in $\Delta\eta$.

Figure 2 shows the centrality dependence of the integrated 2- (left plot) and 3-particle (right plot) correlators measured by ALICE in Pb–Pb collisions at $\sqrt{s_{NN}} = 2.76$ TeV (red circles) compared to the values reported by STAR in Au–Au collisions at $\sqrt{s_{NN}} = 0.2$ TeV (green stars) [5]. In both plots, the error bars correspond to the statistical uncertainties whereas the systematic ones are represented by the shaded areas. The full markers correspond to the correlations between oppositely charged pairs, with the open ones showing the same charged pairs. The 2-particle correlation analysis indicates that there is a change of sign in the correlations of same charged pairs

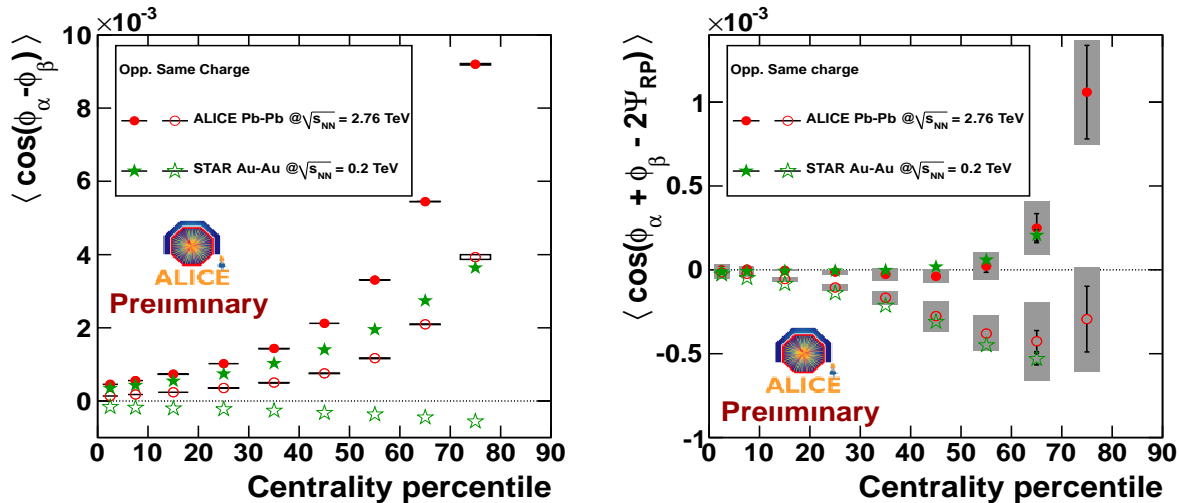


Figure 2. [Color online] The comparison of the integrated 2- (left plot) and 3-particle correlator (right plot) between ALICE and STAR. The legend indicates the connection between the charge combinations and the different color and marker styles used.

between the LHC and RHIC energies, indicating in turn a change of the correlation pattern in- and out-of-plane in the two experiments. This manifests itself by the fact that the results for the correlations of same charged pairs at RHIC energies have the same magnitude when measured with the 2- and 3-particle correlation technique: at RHIC energies particles exhibit a stronger magnitude of their correlations in the direction along than across the reaction plane. The results obtained from the 3-particle correlation analysis show a clear charge separation when moving to more peripheral collisions. There is a remarkable agreement between the measurements at two different energies. Combining both correlation techniques for ALICE, we conclude that the relevant correlations have stronger magnitude out-of than in-plane.

Figure 3-left presents the comparison of the centrality dependence of the integrated correlator $\langle \cos(\phi_\alpha + \phi_\beta - 2\Psi_{RP}) \rangle$ [4], between the experimental points and HIJING [6]. The blue squares represent the analysis of HIJING events without any after-burner. In addition, an after-burner was also used to modify the relevant distributions of generated particles with the realistic values of the differential elliptic flow for each centrality bin [7]. The corresponding points are represented by the purple triangles. The correlations between opposite charged pairs are described well by the HIJING points, the latter exhibiting no major differences related to the usage of the after-burner.

Figure 3-right shows the comparison of the experimental data (red points) with predictions from theory [8] for LHC energies. The blue line shows the prediction for the centrality dependence of the correlations between same charged pairs, assuming the existence of the *Chiral Magnetic Effect*, with a certain value for the starting time of the evolution of the magnetic field. This particular model clearly underestimates the experimental result. The experimental observation of no apparent change in the

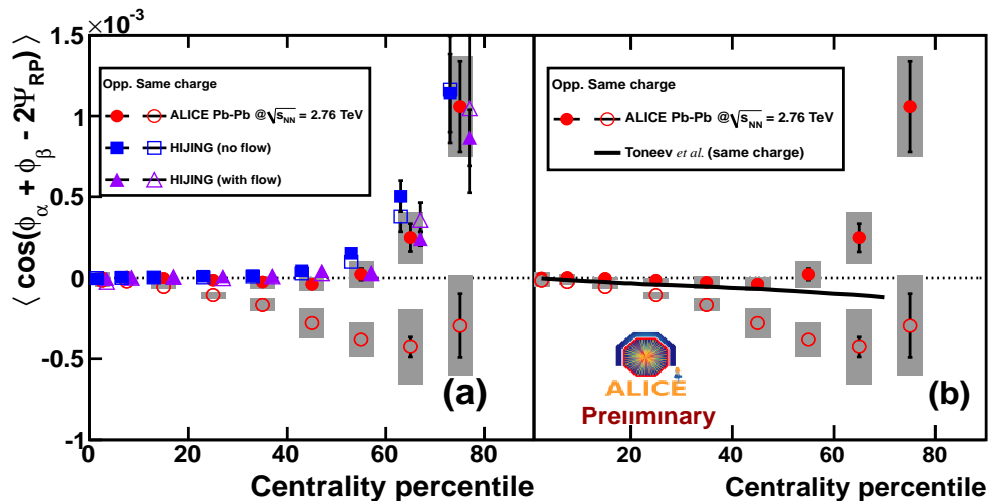


Figure 3. [Color online] (a) Comparison of the centrality dependence of the integrated 3-particle correlators $\langle \cos(\phi_\alpha + \phi_\beta - 2\phi_c) \rangle$ between data and HIJING [6]. (b) Comparison of the centrality dependence of the measured 3-particle correlator with theory predictions.

magnitude of the effect between RHIC and LHC contradicts the quantitative predictions. On the other hand, a hint that the signal might be similar at different energies was already given in [9].

3. Summary

We presented the first measurement of the 2- and 3-particle correlators at LHC energies with the ALICE experiment. The results indicate that there is a change in the correlation pattern (i.e. larger out-of- than in-plane correlations) between LHC and RHIC energies. The results of the integrated 3-particle correlator measured by ALICE show a remarkable agreement with the published data from STAR.

References

- [1] D. Kharzeev, R. D. Pisarski and M. H. G. Tytgat, Phys. Rev. Lett. **81**, 512 (1998); D. Kharzeev and R. D. Pisarski, Phys. Rev. **D61**, 111901 (2000).
- [2] D. Kharzeev, Phys. Lett. **B633**, 260 (2006); K. Fukushima, D. E. Kharzeev and H. J. Warringa, Phys. Rev. **D78**, 074033 (2008).
- [3] K. Aamodt *et al.* [ALICE Collaboration], JINST **3**, (2008) S08002.
- [4] S. A. Voloshin, Phys. Rev. **C70**, 057901 (2004).
- [5] J. Adams *et al.* [STAR Collaboration], Phys. Rev. Lett. **103**, 251601 (2009); J. Adams *et al.* [STAR Collaboration], Phys. Rev. **C81**, 54908 (2010).
- [6] M. Gyulassy and X.-N. Wang, Comput. Phys. Commun. **83**, 307 (1994); X. N. Wang and M. Gyulassy, Phys. Rev. **D44**, 3501 (1991).
- [7] K. Aamodt *et al.* [ALICE Collaboration], Phys. Rev. Lett. **105**, 252302 (2010).
- [8] V. D. Toneev and V. Voronyuk, arXiv:1012.1508v1 [nucl-th].
- [9] D. Kharzeev *et al.*, Nucl. Phys. **A803**, 227 (2008).