

# Antiferromagnetism and superfluidity of a dipolar Fermi gas in a 2D optical lattice

Bo Liu, Lan Yin\*

*School of Physics, Peking University, Beijing 100871, China*

## Abstract

In a dipolar Fermi gas, the dipole-dipole interaction between fermions can be turned into a dipolar Ising interaction between pseudospins in the presence of an AC electric field. When trapped in a 2D optical lattice, such a dipolar Fermi gas has a very rich phase diagram at zero temperature, due to the competition between antiferromagnetism and superfluidity. At half filling, the antiferromagnetic state is the favored ground state. The superfluid state appears as the ground state at a smaller filling factor. In between there is a phase-separated region. The order parameter of the superfluid state can display different symmetries depending on the filling factor and interaction strength, including d-wave ( $d$ ), extended s-wave ( $xs$ ), or their linear combination ( $xs + i \times d$ ). The implication for the current experiment is discussed.

---

\*Electronic address: yinlan@pku.edu.cn

## I. INTRODUCTION

The successful creation of  $^{40}\text{K}^{87}\text{Rb}$  polar molecules with high space density [1] has sparked a lot of research interests because of its potential applications in various areas [2]. An ultracold gas of polar molecules can provide a platform to study strongly-correlated systems [3], due to the confinement flexibility and the control over effective interactions [4]. The dipole-dipole interaction can be turned into different effective interactions in the presence of a DC or AC electric field. When the dipole direction is fixed by a DC electric field, a p-wave superfluid state with the dominant  $p_z$  symmetry may appear in a 3D dipolar Fermi gas [5]. When an AC electric field is applied to couple different rotational levels of molecules, a  $p_x + ip_y$  superfluid state [6] and a ferro-electric state [7] may show up in quasi-2D dipolar Fermi gases. Creating the antiferromagnetic state and exotic superfluid states such as p-wave and d-wave states has been a focused goal in the research with optical lattices. In this work we predict that some of these phases can be created in polar molecules trapped in a 2D square optical lattice in the presence of a resonant AC electric field.

For the  $^{40}\text{K}^{87}\text{Rb}$  molecule, rotational excitation energies are much smaller than electronic and vibrational excitation energies. In the presence of the resonant AC electric field for the first two rotational states, electronic and vibrational excitations can be ignored, and the rotational state of the dipole along or against the electric-field direction can be represented by pseudospin-up or pseudospin-down state. The dipole-dipole interaction is thus effectively a dipolar Ising interaction between pseudospins. The strength of this Ising interaction can be much larger than the super-exchange interaction in a unpolarized two-component Fermi gas trapped in the same optical lattice. In this aspect it is easier to create antiferromagnetic and superfluid states with exotic symmetries in the dipolar Fermi gas.

This work is organized as follows. First we derive the effective Hamiltonian for this system. Then the antiferromagnetic state and superfluid states with different symmetries are studied in the mean-field approximation. The ground state is determined by comparing energies of these states. We find that the antiferromagnetic state is the ground state at half filling. When the filling factor is reduced to certain values, the superfluid state takes over. Depending on the parameters, different superfluid states, such as d-wave ( $d$ ), extend s-wave ( $xs$ ), and the mixed-symmetry ( $xs + i \times d$ ) states, can appear. Phase separation occurs between superfluid and antiferromagnetic phases. Based on these results, the phase

diagram at zero temperature is obtained and its experimental implication is discussed.

## II. EFFECTIVE MODEL

The Hamiltonian of a single  $^{40}\text{K}^{87}\text{Rb}$  molecule trapped in a two-dimensional optical lattice in the presence of an AC electric field is given by

$$H_0 = \frac{p^2}{2m} + H_{opt} + H_{rot}, \quad (1)$$

where the first r.-h.-s. term is the molecule kinetic energy for the center-of-mass motion, and the second r.-h.-s. term is the potential energy in the optical lattice. The rotational energy of the molecule in the presence of the AC electric field is given by  $H_{rot} = BL^2 - \mathbf{d} \cdot \mathbf{E}_{AC}(t)$ , where  $\mathbf{L}$  is the angular momentum operator,  $B$  is the rotational constant,  $\mathbf{d}$  is dipole operator, and  $\mathbf{E}_{AC}(t)$  is the AC electric field. The eigenstate of the angular momentum is given by  $|j, m\rangle$ , where  $j$  and  $m$  are quantum numbers of the total angular momentum and its z-component. In this work we consider a linearly polarized AC field in the  $\hat{z}$  direction with amplitude  $E_{AC}$ ,  $\mathbf{E}_{AC}(t) = E_{AC} \cos(\omega t) \hat{z}$ . The frequency  $\omega$  is set to couple rotational states  $|0, 0\rangle$  and  $|1, 0\rangle$ ,  $\langle 0, 0 | \mathbf{d} \cdot \mathbf{E}_{AC}(t) | 1, 0 \rangle = dE_{AC} \cos(\omega t) / \sqrt{3}$ , where  $d$  is the dipole moment. Under the rotating wave approximation [7] in the basis of  $|0, 0\rangle$  and  $\exp(-i\omega t)|1, 0\rangle$ , the molecule rotational energy is given by

$$H_{rot} = \begin{pmatrix} 0 & \Omega \\ \Omega & 2B - \hbar\omega \end{pmatrix},$$

where  $\Omega = dE_{AC}/\sqrt{3}$ . In the following we concentrate on the resonance limit  $\omega \rightarrow 2B/\hbar$  with small electric field, where the two rotational states are nearly degenerate.

The dipole-dipole interaction is given by

$$V_{dd}(\mathbf{r}_i - \mathbf{r}_j) = \frac{\mathbf{d}_i \cdot \mathbf{d}_j - 3(\mathbf{d}_i \cdot \mathbf{e}_{ij})(\mathbf{d}_j \cdot \mathbf{e}_{ij})}{|\mathbf{r}_i - \mathbf{r}_j|^3}, \quad (2)$$

where  $\mathbf{d}_i$  is a dipole at  $\mathbf{r}_i$ , and  $\mathbf{e}_{ij}$  is the direction of  $\mathbf{r}_i - \mathbf{r}_j$ . In the presence of an resonant AC electric field, only rotational states  $|0, 0\rangle$  and  $|1, 0\rangle$  are important. The matrix elements of the dipole operator in this subspace are given by  $\langle 0, 0 | \mathbf{d} | 0, 0 \rangle = \langle 1, 0 | \mathbf{d} | 1, 0 \rangle = \langle 0, 0 | \mathbf{d}_{x,y} | 1, 0 \rangle = 0$ , and  $\langle 0, 0 | d_z | 1, 0 \rangle = d/\sqrt{3}$ . For this two-level system, we can define the pseudospin states  $|\uparrow\rangle \equiv (|0, 0\rangle + |1, 0\rangle)/\sqrt{2}$  and  $|\downarrow\rangle \equiv (|0, 0\rangle - |1, 0\rangle)/\sqrt{2}$ , so that the dipole matrix elements are  $\langle \uparrow | \mathbf{d} | \downarrow \rangle = 0$ ,  $\langle \uparrow | \mathbf{d} | \uparrow \rangle = d\hat{z}/\sqrt{3}$ , and  $\langle \downarrow | \mathbf{d} | \downarrow \rangle = -d\hat{z}/\sqrt{3}$ . In this new basis, the

interaction between two dipoles can be conveniently written as a dipolar Ising interaction between pseudospins,

$$V_{dd}(\mathbf{r}_i - \mathbf{r}_j) = 4d^2 \frac{1 - 3 \cos^2 \theta_{ij}}{3 |\mathbf{r}_i - \mathbf{r}_j|^3} s_{iz} s_{jz} \quad (3)$$

where  $s_{iz}$  is the  $\hat{z}$  component of the pseudospin  $\mathbf{s}_i$ , and  $\theta_{ij}$  is the angle between  $\mathbf{e}_{ij}$  and the  $\hat{z}$  direction. For this system, the optical lattice is set in the plane perpendicular to the electric field,  $\theta_{ij} = \pi/2$ .

For a dipolar Fermi gas trapped in a two-dimensional optical lattice in the presence of a resonant AC electric field, the effective Hamiltonian is therefore given by

$$H = - \sum_{\langle i,j \rangle, \sigma} t (c_{i\sigma}^\dagger c_{j\sigma} + c_{j\sigma}^\dagger c_{i\sigma}) + \frac{1}{2} \sum_{i \neq j} J_{ij} s_{iz} s_{jz} + U \sum_i n_{i\uparrow} n_{i\downarrow}, \quad (4)$$

where  $c_{i\sigma}$  is the fermion annihilation operator for site  $i$  and spin  $\sigma$ ,  $n_{i\sigma} = c_{i\sigma}^\dagger c_{i\sigma}$ , and the spin coupling constant between fermions at positions  $\mathbf{r}_i$  and  $\mathbf{r}_j$  is given by  $J_{ij} = 4d^2/(3|\mathbf{r}_j - \mathbf{r}_i|^3)$ . For simplicity we have assumed that in the optical lattice the fermion can only hop between nearest neighbors with hopping amplitude  $t$ . The onsite-interaction  $U$  in Eq. (4) includes both the s-wave scattering between different spin components and the onsite dipole interaction, and it can be tuned either by using Feshbach resonance or by changing the vertical confinement [8, 9]. Here we concentrate on the effect of the dipolar Ising interaction and set  $U = 0$  in the rest of this paper.

Since the dipolar Ising interaction is a short-range interaction in two dimension and the spin coupling constant is the largest between nearest-neighbor spins, the system tends to lower its energy by placing fermions with opposite spins at nearest-neighbor sites, which can lead to two different types of ground states. The first one is the antiferromagnetic state in which spins align oppositely at nearest neighbors. The other type is the superfluid state with exotic symmetries where a fermion attracts another fermion with the opposite spin at nearest neighbors to form a Cooper pair. Under the current experimental condition [1], the strength of the dipolar Ising interaction between nearest neighbors is approximately  $J \equiv 4d^2/(3a^3) = 300\hbar Hz$  for the singlet rovibrational state, the hopping amplitude  $t$  is close to  $100\hbar Hz$  [11] for a typical optical lattice with the strength  $V_0/E_R = 10$ , where  $V_L(x) = V_0 \sin(k_x x)$ ,  $E_R = \hbar^2 k_x^2 / 2m$ , and the lattice constant is  $a = 1\mu m$ . In contrast, the super-exchange interaction of an ordinary Fermi gas is usually much smaller than the hopping amplitude  $t$ , which makes it more difficult to produce ordered states. The dipolar

Fermi gas has another advantage that the spin fluctuation in Ising systems is much less than that in Heisenberg systems, which is helpful to stabilize ordered states. For these reasons, the superfluid and antiferromagnetic states may be easier to be created in the dipolar Fermi gas than in an ordinary Fermi gas. In the following we focus on the properties of these ordered states at zero temperature.

### III. ANTIFERROMAGNETIC STATE

To study the antiferromagnetic state, we divide the square lattice into two sublattices A and B so that nearest neighbors of one sublattice all belong to the other sublattice. The antiferromagnetic order is described by the finite average of the pseudospin,  $\langle s_{iz} \rangle = m$  for sublattice A and  $\langle s_{jz} \rangle = -m$  for sublattice B. In the  $\mathbf{k}$ -space, the mean-field Hamiltonian for the antiferromagnetic state is given by

$$H_{AF} = -\frac{hm}{2} \sum_{\mathbf{k}} (a_{\mathbf{k}\uparrow}^\dagger a_{\mathbf{k}\uparrow} + b_{\mathbf{k}\downarrow}^\dagger b_{\mathbf{k}\downarrow} - a_{\mathbf{k}\downarrow}^\dagger a_{\mathbf{k}\downarrow} - b_{\mathbf{k}\uparrow}^\dagger b_{\mathbf{k}\uparrow}) + \sum_{\mathbf{k}, \sigma} \varepsilon_{\mathbf{k}} (a_{\mathbf{k}\sigma}^\dagger b_{\mathbf{k}\sigma} + b_{\mathbf{k}\sigma}^\dagger a_{\mathbf{k}\sigma}) + \frac{hm^2 N}{2}, \quad (5)$$

where  $N$  is the total number of lattice sites, the  $\mathbf{k}$ -summation is over the first Brillouin zone of a sublattice,  $a_{\mathbf{k}\sigma}$  and  $b_{\mathbf{k}\sigma}$  are fermion annihilation operators for sublattice A and B,  $\varepsilon_{\mathbf{k}} = -2t(\cos k_x a + \cos k_y a)$ , and  $a$  is the lattice constant. The constant  $h$  can be regarded as the strength of the effective antiferromagnetic interaction,  $h \equiv -\sum_{i \neq 0} (-1)^i J_{0i} = 2.646J$ .

The mean-field Hamiltonian in Eq. (5) can be diagonalized by a standard canonical transformation,

$$H_{AF} = \sum_{\mathbf{k}, \sigma} (\varepsilon_{\mathbf{k}}^- \alpha_{\mathbf{k}\sigma}^\dagger \alpha_{\mathbf{k}\sigma} + \varepsilon_{\mathbf{k}}^+ \beta_{\mathbf{k}\sigma}^\dagger \beta_{\mathbf{k}\sigma}) + \frac{hm^2 N}{2}, \quad (6)$$

where the quasi-particle operators are given by  $\alpha_{\mathbf{k}\uparrow} = u_{\mathbf{k}} a_{\mathbf{k}\uparrow} + v_{\mathbf{k}} b_{\mathbf{k}\uparrow}$ ,  $\alpha_{\mathbf{k}\downarrow} = u_{\mathbf{k}} b_{\mathbf{k}\downarrow} + v_{\mathbf{k}} a_{\mathbf{k}\downarrow}$ ,  $\beta_{\mathbf{k}\uparrow} = u_{\mathbf{k}} b_{\mathbf{k}\uparrow} - v_{\mathbf{k}} a_{\mathbf{k}\uparrow}$ ,  $\beta_{\mathbf{k}\downarrow} = u_{\mathbf{k}} a_{\mathbf{k}\downarrow} - v_{\mathbf{k}} b_{\mathbf{k}\downarrow}$ , and the transformation coefficients are given by  $u_{\mathbf{k}}^2 = 1 - v_{\mathbf{k}}^2 = [1 + hm/(2\varepsilon_{\mathbf{k}}^+)]/2$ . The quasi-particles form two bands with energies given by

$$\varepsilon_{\mathbf{k}}^\pm = \pm \sqrt{\varepsilon_{\mathbf{k}}^2 + \left(\frac{hm}{2}\right)^2}. \quad (7)$$

The magnetic moment  $m$  can be determined self-consistently from the equation

$$m = \frac{1}{N} \sum_{\mathbf{k}} \langle a_{\mathbf{k}\uparrow}^\dagger a_{\mathbf{k}\uparrow} - a_{\mathbf{k}\downarrow}^\dagger a_{\mathbf{k}\downarrow} \rangle, \quad (8)$$

which leads to the equation

$$\frac{1}{h} = \frac{1}{N} \sum_{\mathbf{k}} \frac{1}{2\varepsilon_{\mathbf{k}}^{\pm}} [\theta(\mu - \varepsilon_{\mathbf{k}}^{-}) - \theta(\mu - \varepsilon_{\mathbf{k}}^{+})], \quad (9)$$

where  $\mu$  is the chemical potential. Eq. (9) is equivalent to the energy-extreme condition  $\partial E/\partial m = 0$ , and can be solved together with the equation for the fermion number per site

$$n = \frac{2}{N} \sum_{\mathbf{k}} [\theta(\mu - \varepsilon_{\mathbf{k}}^{-}) + \theta(\mu - \varepsilon_{\mathbf{k}}^{+})]. \quad (10)$$

The total energy per site is given by

$$E_{AF} = \frac{2}{N} \sum_{\mathbf{k}} [\varepsilon_{\mathbf{k}}^{-} \theta(\mu - \varepsilon_{\mathbf{k}}^{-}) + \varepsilon_{\mathbf{k}}^{+} \theta(\mu - \varepsilon_{\mathbf{k}}^{+})] + \frac{hm^2}{2}. \quad (11)$$

At half filling  $n = 1$ , the r.h.s. of Eq. (9) is infraredly divergent at  $m = 0$ , indicating that the antiferromagnetic order always exists for any finite dipolar Ising interaction. The antiferromagnetic solution can also be obtained at other filling factors as long as the following condition is satisfied,

$$\frac{1}{h} \leq \frac{1}{N} \sum_{\mathbf{k}} \frac{1}{2\varepsilon_{\mathbf{k}}} [\theta(\mu + |\varepsilon_{\mathbf{k}}|) - \theta(\mu - |\varepsilon_{\mathbf{k}}|)]. \quad (12)$$

However, as shown in Fig. 1, the compressibility of the antiferromagnetic state turns negative, indicating that the antiferromagnetic state is dynamically unstable beyond half filling.

#### IV. SUPERFLUID STATES

At the superfluid state, two fermions with opposite spins form a pair. In the Hamiltonian in Eq. (4), this pairing interaction is given by  $-\sum_{i \neq j} J_{ij} c_{i\uparrow}^{\dagger} c_{i\uparrow} c_{j\downarrow}^{\dagger} c_{j\downarrow}/4$ . In the  $\mathbf{k}$ -space, the mean-field Hamiltonian for the superfluid state is given by

$$H_{SF} = \sum_{\mathbf{k}\sigma} (\varepsilon_{\mathbf{k}} - \mu) c_{\mathbf{k}\sigma}^{\dagger} c_{\mathbf{k}\sigma} + \sum_{\mathbf{k}} (\Delta_{\mathbf{k}}^* c_{-\mathbf{k}\downarrow} c_{\mathbf{k}\uparrow} + \Delta_{\mathbf{k}} c_{\mathbf{k}\uparrow}^{\dagger} c_{-\mathbf{k}\downarrow}^{\dagger} - \Delta_{\mathbf{k}} g_{\mathbf{k}}^*), \quad (13)$$

where the pairing gap is given by  $\Delta_{\mathbf{k}} = \sum_{\mathbf{k}'} f_{\mathbf{k}\mathbf{k}'} g_{\mathbf{k}'}$ ,  $g_{\mathbf{k}} = \langle c_{-\mathbf{k}\downarrow} c_{\mathbf{k}\uparrow} \rangle$ , and

$$f_{\mathbf{k}\mathbf{k}'} = -\frac{1}{4N^2} \sum_{i \neq j} J_{ij} \exp[i(\mathbf{k} - \mathbf{k}') \cdot (\mathbf{r}_i - \mathbf{r}_j)].$$

The mean-field Hamiltonian Eq. (13) can be diagonalized by Bogoliubov transformation as in the BCS theory,

$$H_{SF} = N(E_{SF} - \mu n) + \sum_{\mathbf{k}\sigma} E_{\mathbf{k}} d_{\mathbf{k}\sigma}^{\dagger} d_{\mathbf{k}\sigma}, \quad (14)$$

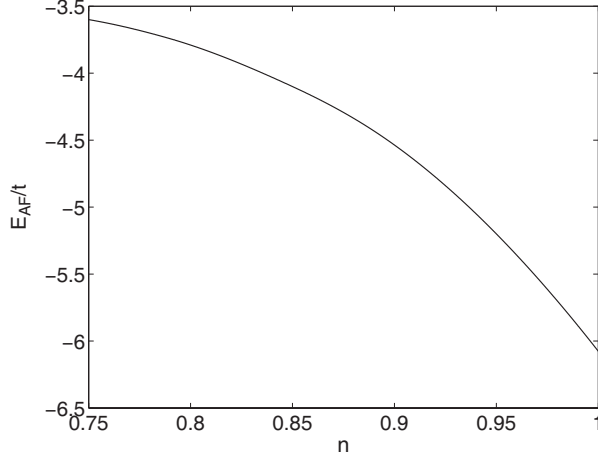


FIG. 1: The energy of the antiferromagnetic state as a function of the filling factor  $n$  at  $J/t = 3$ . The downward curvature shows that the compressibility is negative and antiferromagnetic state is unstable beyond half filling.

where  $E_{\mathbf{k}} = \sqrt{(\varepsilon_{\mathbf{k}} - \mu)^2 + |\Delta_{\mathbf{k}}|^2}$  is the quasiparticle energy,  $d_{\mathbf{k}\sigma}$  is the quasi-particle annihilation operator, and  $E_{SF}$  is the ground-state energy per site,

$$E_{SF} = \frac{1}{N} \sum_{\mathbf{k}} (\varepsilon_{\mathbf{k}} - \mu - E_{\mathbf{k}} + \frac{|\Delta_{\mathbf{k}}|^2}{2E_{\mathbf{k}}}) + \mu n. \quad (15)$$

The gap  $\Delta_{\mathbf{k}}$  can be determined from the gap equation

$$\Delta_{\mathbf{k}} = -\frac{1}{N} \sum_{\mathbf{k}'} f_{\mathbf{k}\mathbf{k}'} \frac{\Delta_{\mathbf{k}'}}{2E_{\mathbf{k}'}}. \quad (16)$$

The fermion number per site is given by

$$n = 1 - \frac{1}{N} \sum_{\mathbf{k}} \frac{\varepsilon_{\mathbf{k}} - \mu}{E_{\mathbf{k}}}. \quad (17)$$

We numerically solve the gap equation (16) together with Eq. (17), and find that the gap  $\Delta_{\mathbf{k}}$  can display different symmetries depending on the parameters. The d-wave superfluid state appears in the region with  $0.5 < n < 1$  and  $J < 5t$ . As shown in Fig. 2(a), the d-wave symmetry is characterized by the sign change in the gap at  $k_x \pm k_y = 0$ . The extended-s-wave ( $xs$ ) superfluid state may appear for  $n < 0.5$  with the sign change of the gap at  $k_x \pm k_y = \pi/a$  as shown in 2(b). Between the d-wave and extended s-wave phases, a superfluid phase appears with a mixed  $xs + i \times d$  symmetry in the order-parameter. In this phase, a global unitary transformation can be always applied so that the real part of the

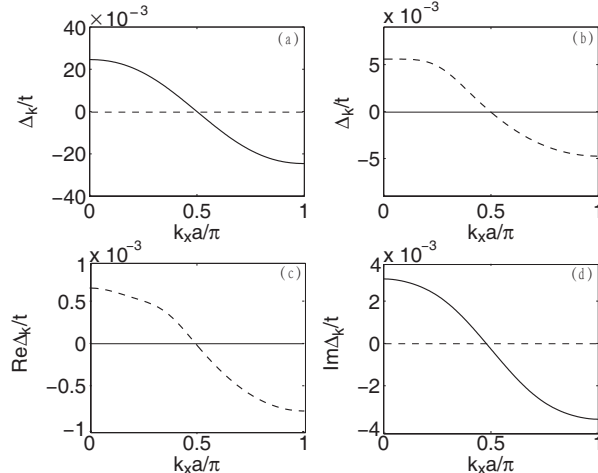


FIG. 2: The gap  $\Delta_{\mathbf{k}}$  versus the  $x$  component of the wavevector  $k_x$ . The dashed and solid lines are for  $\Delta_{\mathbf{k}}$  at  $k_x = k_y$  and  $k_x + k_y = \pi/a$  respectively. (a) At  $J/t = 3$  and  $n = 0.656$ , the gap  $\Delta_{\mathbf{k}}$  shows the d-wave symmetry. (b) At  $J/t = 3$  and  $n = 0.29$ , the gap shows the extended-s-wave symmetry. At  $J/t = 3$  and  $n = 0.483$ , (c) the real part of the gap shows the extended-s-wave symmetry, and (d) the imaginary part of the gap shows d-wave symmetry.

gap has the extended-s-wave symmetry, and the imaginary part of the gap has the d-wave symmetry, as shown in Fig. 2(c) and 2(d). Unlike the d-wave or extend-s-wave state, this mixed-symmetry state breaks the time-reversal symmetry, and supports the spontaneous current [10].

## V. ZERO-TEMPERATURE PHASE DIAGRAM

By comparing the energies of the antiferromagnetic and superfluid states, we obtain the zero-temperature phase diagram of this system, as shown in Fig. 3. At half filling, the antiferromagnetic state is the ground state, but it is unstable beyond half filling. When  $J < 5t$ , the d-wave superfluid state appears at a smaller filling factor. Phase separation between the antiferromagnetic and d-wave superfluid states takes place in between. As the filling factor further decreases, the d-wave superfluid state evolves into the mixed-symmetry ( $xs + i \times d$ ) state. As the filling factor continues to decrease, this mixed-symmetry eventually evolves into the extended-s-wave superfluid state.

When  $J > 5t$ , the above picture slightly changes. The d-wave superfluid state no longer



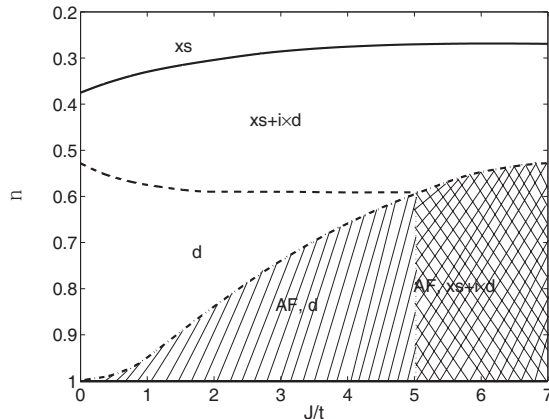


FIG. 3: Phase diagram at zero temperature. The antiferromagnetic phase is along the half-filling line. The dashed-dotted line marks the boundary between the phase-separation region and the superfluid phase. The dashed (solid) line is the phase boundary between the mixed-symmetry and the d-wave (extend-s-wave) superfluid phases.

shows up. As the filling factor decreases from half filling, a superfluid state appears with the mixed-symmetry. Phase separation between the antiferromagnetic and mixed-symmetry superfluid states occurs in the middle. As the filling factor further decreases, this mixed-symmetry evolves into the extended-s-wave superfluid state.

In the current experimental situation[1], the strength of the dipolar Ising interaction is approximately  $J = 300\hbar Hz$  for the singlet rovibrational state, and the hopping amplitude is approximately  $100\hbar Hz$  [11] for a typical optical lattice with lattice constant  $a = 1\mu m$ . When the filling factor changes from zero to half filling, extended-s-wave, mixed-symmetry, and d-wave superfluid phases, the phase-separation region, and the antiferromagnetic state at half filling can all be reached as shown in Fig. 3. The hopping amplitude  $t$  can be tuned by increasing or decreasing the strength of the optical-lattice potential, and other regions in the phase diagram can also be reached.

## VI. DISCUSSION AND CONCLUSION

So far we have considered only the case for vanishing onsite interaction  $U = 0$ . With finite  $U$ , the phase diagram can be more complicated. If  $U > 0$  and  $U \leq J$ , the antiferromagnetic

state is more energetically favorable, and we expect a wider region of the phase separation between the antiferromagnetic and superfluid states in the phase diagram. If  $U \gg J$ , for low energy states there is effectively a constraint of no more than one fermion per site as discussed in the  $t - J - V - W$  model [12], which can strongly affect the superfluid states. If  $U < 0$ , a pure s-wave superfluid state may appear depending on the parameters. All these cases are worth to explore in future works.

Experimentally the onsite interaction leads to losses of the KRb molecules through chemical reaction, which pose difficulties for creating the antiferromagnetic and superfluid phases proposed in this paper. Progress has been made to suppress the reaction rate in a quasi-2D geometry [13]. In other polar molecules systems, such as KCs, NaK and NaRb, there are no reactive channels[14], and the loss problem can be avoided. With more experimental progresses, it is hopeful for observing the phase diagram shown in Fig. 3.

In summary, we have shown that in the presence of a resonant AC electric field, the dipole-dipole interaction in a dipolar Fermi gas can be turned to a dipolar Ising interaction between pseudospins. When trapped in a square optical lattice, the dominant antiferromagnetic interaction between nearest neighbors drives the system into different ordered states depending on parameters. The antiferromagnetic state is the ground state at half filling. The superfluid state appears as the ground state at a smaller filling factor. In the middle is the phase-separated region. Depending on the parameters, the superfluid order parameter displays different symmetries, such as the d-wave, extended-s-wave, and the mixed symmetry. These states mentioned above may be detectable under experimental conditions.

## VII. ACKNOWLEDGMENT

We would like to thank T.-L. Ho for helpful discussions. This work is supported by NSFC under Grant No 10974004.

## REFERENCES

- 
- [1] K.-K. Ni *et al*, Science **322**, 231 (2008).

- [2] L. D. Carr and J. Ye, *New J. Phys.* **11**, 055009 (2009).
- [3] M. Baranov, *Phys. Rep.* **464**, 71 (2008).
- [4] A. Micheli, G. Pupillo, H. P. Büchler and P. Zoller, *Phys. Rev. A* **76**, 043604 (2007).
- [5] L. You and M. Marinescu, *Phys. Rev. A* **60**, 2324 (1999).
- [6] N. R. Cooper and G. V. Shlyapnikov, *Phys. Rev. Lett.* **103**, 155302 (2009).
- [7] C.-H. Lin, Y.-T. Hsu, H. Lee and D.-W. Wang, *Phys. Rev. A* **81**, 031601(R) (2010).
- [8] T Lahaye, C Menotti, L Santos, M Lewenstein and T Pfau, *Rep. Prog. Phys.* **72**, 126401 (2009).
- [9] C. Trefzger, C. Menotti, B. Capogrosso-Sansone and M. Lewenstein, *cond-mat/1103.3145*.
- [10] L. Han and C. A. R. Sá de Melo, *cond-mat/1006.2072*.
- [11] M. L. Wall and L. D. Carr, *New J. Phys.* **11**, 055027 (2009).
- [12] A. V. Gorshkov *et al*, *Phys. Rev. Lett.* **107**, 115301 (2011).
- [13] M. H. G. de Miranda *et al*, *Nature Phys.* **7**, 502 (2011).
- [14] P. S. Zuchowski and J. M. Hutson, *Phys. Rev. A* **81**, 060703 (2010).