

Interplay of quark and meson degrees of freedom in a near-threshold resonance: multi-channel case

C. Hanhart¹, Yu. S. Kalashnikova², A. V. Nefediev²

¹ Forschungszentrum Jülich, Institute for Advanced Simulation, Institut für Kernphysik (Theorie) and Jülich Center for Hadron Physics, D-52425 Jülich, Germany

² Institute for Theoretical and Experimental Physics, 117218, B. Chermushkinskaya 25, Moscow, Russia

Abstract. We investigate the interplay of quark and meson degrees of freedom in a physical state representing a near-threshold resonance for the case of multiple continuum channels. The aim is to demonstrate the full complexity of possible near-threshold phenomena. It turns out that those are especially rich, if both quark and meson dynamics generate simultaneously weakly coupled near-threshold poles in the S-matrix. We study the properties of this scenario in detail, such as t -matrix and production amplitude zeros, as well as various effects of the continuum channels interplay.

PACS. 12.38.Lg – 11.55.Bq – 12.39.Mk

1 Introduction and Main result

A convenient parametrisation of an S -wave near-threshold amplitude was suggested in Ref. [1]. Consider an unstable particle coupled to the hadronic channel, open at $E = 0$, with the coupling constant g_f . The t -matrix in the effective range (Flatté) approximation can be written in the form:

$$t(k, k, E) = \frac{1}{8\pi^2\mu} \frac{g_f}{E - E_f + \frac{i}{2}g_fk} \equiv \frac{1}{8\pi^2\mu} \frac{g_f}{\mathcal{D}(E)}, \quad (1)$$

where

$$k(E) = \sqrt{2\mu E}\Theta(E) + i\sqrt{-2\mu E}\Theta(-E),$$

and μ is the reduced mass in the hadronic channel. Normalisation of the t -matrix is such that the scattering amplitude is given by

$$F(E) = -4\pi^2\mu t(k, k, E).$$

In fact, the Flatté form of the scattering amplitude is nothing but the Breit–Wigner amplitude with the momentum dependence of the elastic width taken into account explicitly. However, as argued in Ref. [2], direct interactions between mesonic channels could lead to quite a peculiar form of the line shapes, drastically different from the ones driven by the simple Flatté form (1).

The simple form (1) is valid in the near-threshold region, that is, for

$$|E| \ll |\Delta|, \quad (2)$$

where Δ denotes the distance to the next threshold,

$$\Delta = M_{th_2} - M_{th_1},$$

with M_{th_i} being the i -th threshold. However, in practise, analysis of experimental data requires knowledge of the amplitude in a wider range, covering a few thresholds. In this case the simple form (1) has to be modified. Consider two isospin-related channels. A naive generalisation of Eq. (1) to this case would read¹:

$$\mathcal{D}(E) = E - E_f + \frac{i}{4}g_f(k_1 + k_2), \quad (3)$$

where k_1 and k_2 stand for the momenta related to the corresponding thresholds:

$$\begin{aligned} k_1(E) &= \sqrt{2\mu E}\Theta(E) + i\sqrt{-2\mu E}\Theta(-E), \\ k_2(E) &= \sqrt{2\mu(E - \Delta)}\Theta(E - \Delta) \\ &\quad + i\sqrt{2\mu(\Delta - E)}\Theta(\Delta - E), \end{aligned} \quad (4)$$

and further generalisation to the multi-channel case is trivial. However, if direct interactions between mesonic channels are present in the system, the simple form (3) may become inappropriate and thus it may be subject to generalisation, quite analogous to the one-channel case already discussed in Ref. [2]. Usually the analysis of experimental data based on the multi-channel Flatté parametrisation of the near-threshold observables still employs simple expressions similar to Eq. (3), with all effects of the direct interaction between mesonic channels neglected or, more generally, parametrised into the effective coupling constants — see, for example, Refs. [3,4,5]. It is argued

¹ Notice that, assuming isospin conservation, we set $g_f^{(1)} = g_f^{(2)} = g_f$ and that here and in what follows the constant g_f differs by a factor of two from the one introduced in Eq. (1).

in Ref. [6], however, that the explicit inclusion of such effects could lead to line shapes which are even more unusual than those obtained in the one-channel case discussed in Ref. [2]. The aim of the present paper is to study systematically the role of the direct interaction between mesonic channels. In particular, we investigate under which conditions the effect of direct interactions on the line shape cannot be parametrised into the couplings and has to be taken into account explicitly. Throughout this paper we assume the constituents of continuum channels as stable particles. Although a finite width of a constituent can have a significant impact on line shapes, as already discussed, for example, in Refs. [4,5,7], this effect can be treated independently from the interplay of compact states and continuum channels, which is the focus here.

As the main qualitative result of our research we find that in most cases one should expect the multi-channel Flatté parametrisation of Eq. (3) to describe properly the line shape of near-threshold resonances, however, under certain conditions (especially for fine tuning of parameters) more complicated line shapes can emerge. We thus propose the following procedure for the data analysis: (i) if the form of Eq. (3) provides enough structure to describe new-threshold data, more complicated parametrisations cannot be used in a model-independent way — the near-threshold data are simply not sensitive enough to discriminate between different parameter sets which provide identical near-threshold behaviour and produce different structures only far beyond the near-threshold region; (ii) if, on the contrary, line shapes in the near-threshold region demonstrate irregularities, more complicated structures, as given below, should be used. In this case more than two poles are located near the relevant threshold and a non-trivial interplay of various effects is observed. If this would ever be relevant in practice will depend strongly on how well the background is understood for the particular measurement; (iii) finally, the multi-channel formalism developed below may be used to study the resolutions/statistics necessary for the data to actually detect the possible interplay of compact states and continuum channels.

The paper is organised as follows. First, in Sec. 2 we derive general expressions for the t -matrix and the wave function (w.f.) of a near-threshold resonance which appear as a result of the interplay of a bare quark state and multiple continuum states. This section is quite technical. It forms the foundation of our work but can be skipped by those who are more interested in examples of phenomenological applications of the formalism developed. Those are given for the two-channel, near-threshold case in Sec. 3, which is then studied in detail from the point of view of the effect of the direct interaction between mesonic channels. The formulae derived are exemplified further by the case of the $X(3872)$ charmonium in Sec. 4. In particular, we argue that description of the experimental data for the $X(3872)$ charmonium in the near-threshold region does not require severe modifications as compared to the naive approach and can be safely performed with the help of the simple formula (3). Finally, in the concluding part of the

paper, we discuss various practical aspects of the use of the formulae derived in the data analysis.

2 The multi-channel problem

2.1 Essentials of the formalism

We study a physical state (for the sake of convenience referred to as X) which is a mixture of a bare $q\bar{q}$ state (labelled below as 0) and multiple two-body components (labelled as $i = 1, 2, \dots$) and represent its w.f. as:

$$|X\rangle = \begin{pmatrix} c|\psi_0\rangle \\ \chi_1(\mathbf{p})|M_{11}M_{12}\rangle \\ \chi_2(\mathbf{p})|M_{21}M_{22}\rangle \\ \dots \end{pmatrix}, \quad (5)$$

with \mathbf{p} being the relative momentum in the corresponding meson pair $\{M_{i1}M_{i2}\}$.

We allow for direct interactions between mesonic channels i and j encoded in the potentials $V_{ij}(\mathbf{p}, \mathbf{p}')$ (including diagonal terms with $i = j$). Transition between the i -th mesonic channel and the quark state is caused by the transition potential $f_i(\mathbf{p})$. Then w.f. (5) obeys a Schrödinger-like equation:

$$\hat{\mathcal{H}}|X\rangle = M|X\rangle, \quad (6)$$

with the Hamiltonian

$$\hat{\mathcal{H}} = \begin{pmatrix} \hat{H}_0 & \hat{f}_1[\mathbf{p}] & \hat{f}_2[\mathbf{p}] & \dots \\ \hat{f}_1[\mathbf{p}] & \hat{H}_{h_1}[\mathbf{p}, \mathbf{p}'] & \hat{V}_{12}[\mathbf{p}, \mathbf{p}'] & \dots \\ \hat{f}_2[\mathbf{p}] & \hat{V}_{21}[\mathbf{p}, \mathbf{p}'] & \hat{H}_{h_2}[\mathbf{p}, \mathbf{p}'] & \dots \\ \dots & \dots & \dots & \dots \end{pmatrix}. \quad (7)$$

Here

$$\hat{H}_0|\psi_0\rangle = M_0|\psi_0\rangle$$

and

$$\hat{H}_{h_i}[\mathbf{p}, \mathbf{p}'] = \left(m_{i1} + m_{i2} + \frac{p^2}{2\mu_i} \right) \delta^{(3)}(\mathbf{p} - \mathbf{p}') + \hat{V}_{ii}[\mathbf{p}, \mathbf{p}'],$$

where m_{i1} and m_{i2} are the meson masses in the i -th channel, with the reduced mass

$$\mu_i = \frac{m_{i1}m_{i2}}{m_{i1} + m_{i2}}.$$

We use hats for the operators and square brackets for their arguments in order to distinguish between operators and the corresponding c -number functions. In particular:

$$\hat{\mathcal{O}}[\mathbf{p}]c \equiv \mathcal{O}(\mathbf{p})c,$$

$$\hat{\mathcal{O}}[\mathbf{p}]\chi(\mathbf{p}) \equiv \int \mathcal{O}(\mathbf{p})\chi(\mathbf{p})d^3p,$$

$$\hat{\mathcal{O}}[\mathbf{p}, \mathbf{p}']\chi(\mathbf{p}) \equiv \int \mathcal{O}(\mathbf{p}, \mathbf{p}')\chi(\mathbf{p}')d^3p'.$$

In what follows we define the energy E relative to the lowest threshold:

$$M = m_{11} + m_{12} + E, \quad M_0 = m_{11} + m_{12} + E_0.$$

Then the mass parameters

$$\Delta_i = (m_{i1} + m_{i2}) - (m_{11} + m_{12}), \quad (8)$$

define splittings between mesonic thresholds.

2.2 t -matrix

The system of coupled Lippmann–Schwinger equations for the various components of the off-shell t -matrix reads:

$$\left\{ \begin{array}{l} t_{00}(E) = - \sum_k \int f_k(\mathbf{q}) S_k(\mathbf{q}) t_{k0}(\mathbf{q}, E) d^3q, \\ t_{i0}(\mathbf{p}, E) = f_i(\mathbf{p}) - \frac{f_i(\mathbf{p}) t_{00}(E)}{E_0 - E - i0} \\ \quad - \sum_k \int V_{ik}(\mathbf{p}, \mathbf{q}) S_k(\mathbf{q}) t_{k0}(\mathbf{q}, E) d^3q \\ t_{0i}(\mathbf{p}, E) = f_i(\mathbf{p}) - \sum_k \int f_k(\mathbf{q}) S_k(\mathbf{q}) t_{ki}(\mathbf{q}, \mathbf{p}, E) d^3q, \\ t_{ij}(\mathbf{p}, \mathbf{p}', E) = V_{ij}(\mathbf{p}, \mathbf{p}') - \frac{f_i(\mathbf{p}) t_{0j}(\mathbf{p}', E)}{E_0 - E - i0} \\ \quad - \sum_k \int V_{ik}(\mathbf{p}, \mathbf{q}) S_k(\mathbf{q}) t_{kj}(\mathbf{q}, \mathbf{p}', E) d^3q, \end{array} \right. \quad (9)$$

where

$$S_i(\mathbf{p}) = \frac{1}{p^2/(2\mu_i) - E + \Delta_i - i0} \quad (10)$$

is the propagators of the meson pair in the i -th channel. Solution of system (9) can be found in the form (see also Ref. [2]):

$$t_{00}(E) = - \frac{(E - E_0)\mathcal{G}(E)}{E - E_0 + \mathcal{G}(E)}, \quad (11)$$

$$t_{0i}(\mathbf{p}, E) = \frac{E - E_0}{E - E_0 + \mathcal{G}(E)} \bar{\phi}_i(\mathbf{p}), \quad (12)$$

$$t_{i0}(\mathbf{p}, E) = \frac{E - E_0}{E - E_0 + \mathcal{G}(E)} \phi_i(\mathbf{p}), \quad (13)$$

$$t_{ij}(\mathbf{p}, \mathbf{p}', E) = t_{ij}^V(\mathbf{p}, \mathbf{p}') + \frac{\phi_i(\mathbf{p}) \bar{\phi}_j(\mathbf{p}')}{E - E_0 + \mathcal{G}(E)}, \quad (14)$$

where

$$\phi_i(\mathbf{p}) = f_i(\mathbf{p}) - \sum_k \int t_{ik}^V(\mathbf{p}, \mathbf{q}) S_k(\mathbf{q}) f_k(\mathbf{q}) d^3q, \quad (15)$$

$$\bar{\phi}_i(\mathbf{p}') = f_i(\mathbf{p}') - \sum_k \int S_k(\mathbf{q}) f_k(\mathbf{q}) t_{ki}^V(\mathbf{q}, \mathbf{p}') d^3q, \quad (16)$$

$$\begin{aligned} \mathcal{G}(E) &= \sum_i \int f_i^2(\mathbf{q}) S_i(\mathbf{q}) d^3q \\ &\quad - \sum_{i,j} \int f_i(\mathbf{k}) S_i(\mathbf{k}) t_{ij}^V(\mathbf{k}, \mathbf{q}) S_j(\mathbf{q}) f_j(\mathbf{q}) d^3k d^3q, \end{aligned} \quad (17)$$

and the components of the t -matrix $t^V(\mathbf{p}, \mathbf{p}')$ by definition satisfy the last equation in system (9) with $f_i(\mathbf{p}) = 0$, that is,

$$t_{ij}^V(\mathbf{p}, \mathbf{p}') = V_{ij}(\mathbf{p}, \mathbf{p}') - \sum_k \int V_{ik}(\mathbf{p}, \mathbf{q}) S_k(\mathbf{q}) t_{kj}^V(\mathbf{q}, \mathbf{p}') d^3q, \quad (18)$$

and thus the t -matrix $t^V(\mathbf{p}, \mathbf{p}')$ absorbs all the details of the direct interactions between mesonic channels. It

should be stressed that the procedure used to arrive at the solution (11)–(14) automatically ensures unitarity, since it is based on solving a Schrödinger-type equation.

Finally, for further convenience, we define quantities R_i and R'_i such that

$$\begin{aligned} \int f_i^2(\mathbf{q}) S_i(\mathbf{q}) d^3q &= f_{0i}^2(R_i + iI_i), \\ \int f_i(\mathbf{q}) S_i(\mathbf{q}) d^3q &= f_{0i}(R'_i + iI_i), \end{aligned}$$

where $f_{0i} \equiv f_i(0)$ and

$$I_i = 4\pi^2 \mu_i k_i,$$

with the momenta k_i defined similarly to Eq. (4), that is

$$\begin{aligned} k_i(E) &= \sqrt{2\mu_i(E - \Delta_i)} \Theta(E - \Delta_i) \\ &\quad + i\sqrt{2\mu_i(\Delta_i - E)} \Theta(\Delta_i - E). \end{aligned} \quad (19)$$

2.3 Bound states and continuum spectrum

The Schrödinger-like equation (6) admits both bound-state solutions and continuum spectrum. If a bound state is present in the spectrum of the Hamiltonian (7), the corresponding solution of Eq. (6) takes the form:

$$c_B = \cos \theta, \quad \chi_{iB} = S_i(\mathbf{p}) \phi_i(\mathbf{p}) \cos \theta, \quad (20)$$

where the hadronic Green's function $S_i(\mathbf{p})$ and the function $\phi_i(\mathbf{p})$ are defined in Eqs. (10) and (15), respectively. The value of the angle θ follows from the normalisation condition for the w.f. (5) which, for the bound state solution, reads:

$$c_B^2 + \sum_i \int d^3p |\chi_{iB}(\mathbf{p})|^2 = 1,$$

so that

$$\tan^2 \theta = \sum_i \int S_i^2(\mathbf{p}) \phi_i^2(\mathbf{p}) d^3p.$$

The Weinberg Z -factor (see Ref. [8]), which measures the probability to find the compact component in the physical w.f. and therefore encodes information on the nature of the state, is then:

$$Z = |c_B|^2 = \cos^2 \theta. \quad (21)$$

The t -matrix of Eqs. (11)–(14) develops a pole at the bound-state energy ε (that is, at $M_B = m_{11} + m_{12} - \varepsilon$), if

$$E_0 = -\varepsilon + \mathcal{G}(-\varepsilon), \quad (22)$$

where the loop function $\mathcal{G}(E)$ is defined in Eq. (17). Alternatively, Eq. (22) can be obtained directly from Eqs. (6) and (20). The generalisation to the case of multiple bound states is trivial.

The Hamiltonian of Eq. (7) possesses also a continuum spectrum. The solution of the Schrödinger-like equation

(6) with free asymptotics in the hadronic channel i takes the form:

$$\chi_{j;\mathbf{k}_i}^{(i)}(\mathbf{p}) = \delta_{ij}\delta^{(3)}(\mathbf{p} - \mathbf{k}_i) - S_j(\mathbf{p})t_{ji}(\mathbf{p}, \mathbf{k}_i, E), \quad (23)$$

$$c_{\mathbf{k}_i}^{(i)}(E) = -\frac{t_{0i}(\mathbf{k}_i, E)}{E_0 - E}, \quad (24)$$

where $k_i = \sqrt{2\mu_i(E - \Delta_i)}$. Equation (24) allows one to calculate the spectral density $w(E)$,

$$w(E) = \sum_i \mu_i k_i \Theta(E - \Delta_i) \int \left| c_{\mathbf{k}_i}^{(i)}(E) \right|^2 d\mathbf{k}_i, \quad (25)$$

which gives the probability to find the bare state in the continuum w.f. with the given energy E [9]. Then the overall normalisation condition reads:

$$Z + \int_0^\infty w(E)dE = 1,$$

where Z is defined in Eq. (21). In case of existence of several bound states, the latter equation is obviously generalised as

$$\sum_n Z_n + \int_0^\infty w(E)dE = 1,$$

where the corresponding Z -factors are given by expressions similar to Eq. (21).

3 Two-channel case

In this chapter we present the simplest nontrivial application of the general formulae (11)–(14) derived above, namely, we consider the two-channel solution and perform its low-energy reduction. We have $\Delta_1 = 0$ and $\Delta_2 \equiv \Delta > 0$. In what follows, assuming smallness of Δ as compared to the masses, we set $\mu_1 = \mu_2 = \mu$.

3.1 t -matrix, bound states, and Z -factors

In the scattering length approximation the 2x2 direct interaction t -matrix $t^V(\mathbf{p}, \mathbf{p}')$ (see Eq. (18) for its general definition) can be parametrised in the form:

$$t^V = \frac{1}{\text{Det}} \begin{pmatrix} \frac{1}{2}(R_s + R_t) + iI_2 & \frac{1}{2}(R_t - R_s) \\ \frac{1}{2}(R_t - R_s) & \frac{1}{2}(R_s + R_t) + iI_1 \end{pmatrix}, \quad (26)$$

where

$$\text{Det} = (R_s R_t - I_1 I_2) + \frac{i}{2}(R_s + R_t)(I_1 + I_2), \quad (27)$$

and the quantities R_s and R_t can be related to the (inverse) scattering lengths in the singlet and triplet channels, respectively:

$$R_s = 4\pi^2\mu\gamma_s, \quad R_t = 4\pi^2\mu\gamma_t. \quad (28)$$

Note, those are not the physical scattering lengths, but only the scattering lengths that would have been realised,

if only the potential scattering had been present; in general the physical scattering lengths are combinations of γ_s , γ_t and the pole parameters. In what follows we stick to γ_s and γ_t only as to convenient quantities parametrising the strength of the direct interaction t -matrix t^V .

In what follows, we assume that the quark state is an isosinglet, setting

$$R_1 = R_2 = R, \quad R'_1 = R'_2 = R', \quad f_{01} = f_{02} = f_0/\sqrt{2},$$

and introduce three physical parameters, E_f (Flatté energy), E_C (zero of the singlet t -matrix — see below as well as Ref. [2]), and g_f (Flatté coupling constant) instead of the three bare parameters E_0 , R , and R' :

$$E_f = E_0 - \frac{f_0^2}{R_s}(RR_s - R'^2), \quad (29)$$

$$E_C = E_0 - f_0^2(R_s + R - 2R'), \quad (30)$$

$$g_f = \frac{8\pi^2\mu}{R_s^2}f_0^2(R_s - R')^2. \quad (31)$$

Then, after straightforward calculations, one can find for the various components of the t -matrix:

$$t_{11} = \frac{1}{8\pi^2\mu} \frac{\gamma_s(E - E_f) + (E - E_C)(\gamma_t + 2ik_2)}{D(E)}, \quad (32)$$

$$t_{12} = t_{21} = \frac{1}{8\pi^2\mu} \frac{\gamma_t(E - E_C) - \gamma_s(E - E_f)}{D(E)}, \quad (33)$$

$$t_{22} = \frac{1}{8\pi^2\mu} \frac{\gamma_s(E - E_f) + (E - E_C)(\gamma_t + 2ik_1)}{D(E)}, \quad (34)$$

where

$$D(E) = \gamma_s \left(\gamma_t + \frac{i}{2}(k_1 + k_2) \right) (E - E_f) - \left(k_1 k_2 - \frac{i}{2}\gamma_t(k_1 + k_2) \right) (E - E_C). \quad (35)$$

Expressions (32)–(34) coincide with those derived in Ref. [6] if the parameters γ_0 , γ_1 , and g used in Ref. [6] are mapped to our parameters as

$$\gamma_0 = \gamma_s, \quad \gamma_1 = \gamma_t, \quad g^2 = \frac{1}{2}g_f.$$

Notice also that a different definition of the isospin states is used in Ref. [6] (see Eq. (49) below), so that the t -matrix components t_{11} and t_{22} appear in Ref. [6] with the opposite signs as compared to our Eqs. (32) and (34).

It is instructive to construct the isospin singlet and triplet combinations, which read:

$$t_s = \frac{1}{8\pi^2\mu} \frac{(E - E_C)(2\gamma_t + i(k_1 + k_2))}{D(E)}, \quad (36)$$

$$t_t = \frac{1}{8\pi^2\mu} \frac{2\gamma_s(E - E_f) + i(k_1 + k_2)(E - E_C)}{D(E)}, \quad (37)$$

$$t_{st} = \frac{1}{8\pi^2\mu} \frac{i(k_2 - k_1)(E - E_C)}{D(E)}, \quad (38)$$

where, similarly to the single-channel case [2], the t -matrix t_s possesses a zero at $E = E_C$. In addition, expressions (36)–(38) contain explicitly the leading isospin violation: $k_1 \neq k_2$ allows for transitions between isospin singlet and triplet states.

For the bound-state solution of the Schrödinger-like equation (6) the Z -factor can be found explicitly in the form:

$$Z = \frac{1}{1 + \mathcal{G}'(-\varepsilon)} = \frac{1}{1 + \tan^2 \theta}, \quad (39)$$

with

$$\tan^2 \theta = \frac{\mu(E_C + \varepsilon)}{\kappa_1 \kappa_2} \times \frac{\kappa_1(\gamma_t - \kappa_1)^2 + \kappa_2(\gamma_t - \kappa_2)^2}{(\kappa_1 + \kappa_2 - 2\gamma_t)(\gamma_s \gamma_t + \kappa_1 \kappa_2 - \frac{1}{2}(\gamma_s + \gamma_t)(\kappa_1 + \kappa_2))}, \quad (40)$$

where $\kappa_i \equiv \text{Im}(k_i(-\varepsilon))$ — see Eq. (19) for the general case.

3.2 Limiting cases

In this chapter we check various limiting cases of the low-energy two-channel formulae derived above in this Section.

We start from the single-channel case. In order to approach the single-channel limit one is to set $\Delta = 0$ everywhere which, in particular, implies the substitution

$$k_1(E) = k_2(E) = k(E).$$

Then one readily finds for the singlet t -matrix and for the Z -factor:

$$t_s^{-1}(E) = 4\pi^2 \mu \left(\frac{E - E_f}{E - E_C} \gamma_s + ik \right), \quad (41)$$

$$\frac{1 - Z}{Z} = \tan^2 \theta = \frac{E_C + \varepsilon}{2\varepsilon} \frac{\sqrt{2\mu\varepsilon}}{\sqrt{2\mu\varepsilon} - \gamma_s},$$

respectively, which coincide with the corresponding expressions derived in Ref. [2], after an obvious identification $\gamma_s = \gamma_V$.

The zero E_C affects the dynamics of the system, if it appears in the near-threshold region. For the coupled channel situation at hand this happens for $|E_C| \lesssim \Delta$ — c.f. the discussion in Ref. [2] for the single-channel case. The value of E_C is, by construction, controlled by the singlet inverse scattering length γ_s , since it follows from Eqs. (29)–(31) that

$$E_C = E_f - \frac{1}{2} g_f \gamma_s. \quad (42)$$

Thus the zero E_C is generated far away from the near-threshold region of interest, $|E_C| \gg \Delta$, if

$$|\gamma_s| \gg \frac{\Delta}{g_f}. \quad (43)$$

For this estimate we assumed $|E_f| \lesssim \Delta$. We therefore conclude that, if Eq. (43) holds, then γ_s might be assumed to

be infinite or, correspondingly, that the singlet scattering length is negligibly small. It should be stressed however that this does not imply the absence of meson–meson interaction at all in the singlet channel. Indeed, as explained before (see the discussion below Eq. (28)), the scattering lengths γ_s and γ_t are only residual scattering lengths. Similarly to the single-channel case we expect the line shapes and the interpretation thereof to simplify tremendously for large values of the E_C , however, as we shall see, additional structures can be introduced through the triplet channel.

Indeed, the momenta k_1 and k_2 enter expressions for the t -matrix not in the form of a naive sum $k_1 + k_2$, but in an entangled way, including the product $k_1 k_2$ (see also Ref. [6] for the discussion of the related effect on the line shapes for the $X(3872)$). This entanglement of mesonic channels is governed by the triplet inverse scattering lengths γ_t and it becomes strong for $|\gamma_t| \lesssim \sqrt{\mu\Delta}$. Therefore, the large- γ_t limit is achieved for

$$|\gamma_t| \gg \sqrt{\mu\Delta} \quad (44)$$

in the general two-channel formulae.

We therefore identify four possible cases:

- Case (i): $|\gamma_s| \rightarrow \infty$ and $|\gamma_t| \rightarrow \infty$.
- Case (ii): small γ_s and $|\gamma_t| \rightarrow \infty$.
- Case (iii): $|\gamma_s| \rightarrow \infty$ and small γ_t .
- Case (iv): both γ_s and γ_t are small.

To approach Case (i) above one is to assume both conditions (43) and (44) to hold simultaneously. In this case one arrives readily at the two-channel Flatté denominator which contains trivially the sum of the two channels, that is, at Eq. (3). For the Weinberg Z factor we find:

$$Z = \left(1 + \frac{\mu g_f (\kappa_1 + \kappa_2)}{4\kappa_1 \kappa_2} \right)^{-1},$$

with the standard pattern (c.f. Ref. [10]), namely for $g_f \rightarrow 0$ we have $Z \rightarrow 1$, which corresponds to a compact state, while for $g_f \rightarrow \infty$ we have $Z \rightarrow 0$ and the state is to be interpreted as dominantly molecular².

Case (ii) implies that, while entanglement of the mesonic channels still remains irrelevant, the zero E_C starts to approach the near-threshold region. Then, in this limit, one arrives immediately at the trivial generalisation of the single-channel expressions found in Ref. [2]. In particular, the Flatté denominator takes the form:

$$\mathcal{D}_F(E) = E - E_f - \frac{(E - E_f)^2}{E - E_C} + \frac{i}{4} g_f (k_1 + k_2), \quad (45)$$

which simply amounts to the substitution $k \rightarrow \frac{1}{2}(k_1 + k_2)$ in the corresponding single-channel formula. Then the entire analysis performed in Ref. [2] with respect to the

² It is important to stress that from the Flatté parametrisation alone it is not possible to reliably extract g_f , if it is large, due to a scale invariance of the parametrisation in that limit [11].

role played by the zero E_C for the dynamics of the system applies directly to the two-channel case at hand. In order to keep in Eq. (45) the first non-vanishing correction in the $1/\gamma_t$ expansion one is to substitute:

$$k_1 + k_2 \rightarrow k_1 + k_2 - \frac{i}{2\gamma_t}(k_1 - k_2)^2.$$

In Case (iii), the zero E_C plays no role in the dynamics of the system, the new effect as compared to the simplest Case (i) being the entanglement of the mesonic channels governed by the triplet (inverse) scattering length γ_t . The corresponding expressions for various components of the t -matrix read then:

$$t_s = \frac{g_f}{8\pi^2\mu} \frac{1}{\mathcal{D}(E)}, \quad (46)$$

$$t_t = \frac{E - E_f + \frac{i}{4}g_f(k_1 + k_2)}{4\pi^2\mu(\gamma_t + \frac{i}{2}(k_1 + k_2))} \frac{1}{\mathcal{D}(E)}, \quad (47)$$

$$t_{st} = \frac{ig_f}{16\pi^2\mu} \frac{k_2 - k_1}{\gamma_t + \frac{i}{2}(k_1 + k_2)} \frac{1}{\mathcal{D}(E)}, \quad (48)$$

where

$$\mathcal{D}(E) = E - E_f + \frac{i}{4}g_f(k_1 + k_2) + \frac{1}{4}g_f \frac{(k_1 - k_2)^2}{2\gamma_t + i(k_1 + k_2)}.$$

The effect of the channels entanglement for the $X(3872)$ resonance was discussed in Ref. [6]. As a result new structures in the corresponding line shapes were observed especially far away from the threshold, at $E \gg \Delta$. In this paper we choose to stay within the range of applicability of the effective-range expansion used to derive all formulae above, that is in the near-threshold region $|E| \lesssim \Delta$.

Finally, in Case (iv) one cannot simplify the general formulae derived in the previous chapter and is forced to face the full complexity of the interplay of quark and mesonic degrees of freedom as well as that of the mesonic channels entanglement.

One should have in mind that, in reality, inelastic channels with far-away thresholds also exist, and could be dealt with the help of the general multi-channel formalism of Sec. 2. However, these remote thresholds do not produce extra energy (momentum)-dependent contributions to the near-threshold amplitude (though their presence in the system may modify the line shapes appreciably — see, for example, Ref. [4]). The net effect of such thresholds can be taken into account by including imaginary parts of inverse scattering lengths γ_s and γ_t (if the inelastic channels are coupled to hadronic components of the w.f.) and Flatté energy E_f (if the inelastic channels are coupled to the quark component). Since the present research is aimed solely at the discussion of multi-channel dynamics in a near-threshold resonance, we regard the investigations of remote thresholds as lying beyond the scope of this paper.

4 An illustrative example

In previous chapters we derived general expressions for the w.f.'s and t -matrices for a near-threshold resonance

which incorporated effects due to quark and multi-channel mesonic dynamics. For the two-channel case we performed the low-energy reduction of the solution found and arrived at rather simple expressions. We then pinpointed parameters which governed the dynamics of the system, in particular, the appearance of the zero E_C in the near-threshold region and the entanglement of mesonic channels. This finalised a purely theoretical analysis of the interplay of quark and meson degrees of freedom in a near-threshold resonance in the multi-channel case. In this chapter, we proceed with phenomenological applications of the general formulae derived above. In particular, we study line shapes of the X production under various assumptions concerning the production mechanism. Keeping in mind that the charmonium state $X(3872)$ provides a paradigmatic example of a two-channel situation, we use it as an anchor which helps us to fix several sets of parameters. We caution the readers however of a naive identification of these sets of parameters, used solely for illustrative purposes, with real fits to the experimental data for the state $X(3872)$. As was explained before, the analysis of the experimental data for the $X(3872)$ lies beyond the scope of the present paper, since the aim of the latter is developing and improving a phenomenological tool which could be used then for the analysis of experimental data on various near-threshold resonances. Three more comments are in order here before we proceed.

First, we fix the quantum numbers of the X to be 1^{++} which is compatible with the $X(3872)$ state. Let us remind the readers that the problem of the quantum numbers for the $X(3872)$ is not fully resolved yet: while the analyses of the $J/\psi\pi^+\pi^-$ decay mode of the $X(3872)$ yields either 1^{++} or 2^{-+} quantum numbers [12], the recent analysis of the $J/\psi\pi^+\pi^-\pi^0$ mode seems to favour the 2^{-+} assignment [13], though the 1^{++} option is not excluded. As shown in Ref. [14], the $X(3872)$ cannot be a naive $c\bar{c}$ 2^{-+} state and, were the 2^{-+} quantum numbers confirmed, very exotic explanations for the $X(3872)$ would have to be invoked. In the absence of such a confirmation we stick to the most conventional 1^{++} assignment for the $X(3872)$. With the given quantum numbers, the lowest open-charm channels are $D\bar{D}^{*3}$ in the relative S -wave, and the $X(3872)$ is known to be located very close to the $D^0\bar{D}^{*0}$ threshold. Identification of the channels is obvious in this case: channel 1 is associated with the neutral component $D^0\bar{D}^{*0}$ while channel 2 — with the charged component $D^+\bar{D}^{*-}$.

As the second comment we would like to note that, for the definition of the C -even(odd) state, we stick to the convention of Ref. [15] for the C -parity operator \hat{C} and C -parity eigenstates:

$$\bar{P}(\bar{V}) = \hat{C}P(V), \quad \hat{C}|P\bar{V} \pm \bar{P}V\rangle = \pm|P\bar{V} \pm \bar{P}V\rangle, \quad (49)$$

with P and V denoting the pseudoscalar and the vector, respectively. Further details of the ambiguity in the definition of C -eigenvalue states can be found in Ref. [15].

³ An obvious shorthand notation is used here and in what follows: $D\bar{D}^* \equiv \frac{1}{\sqrt{2}}(D\bar{D}^* + \bar{D}D^*)$ (see Eq. (49)).

The third comment concerns the stability of the X constituents M_{11} , M_{12} , M_{21} , and M_{22} (see Eq. (5) above). In order to get an insight into this problem we resort again to the example of the charmonium $X(3872)$. The D^* mesons are unstable, and the question is whether the account for the D^* finite width is important. On one hand, if the $X(3872)$ is a bound state and thus its pole is located on the first sheet below the $D^0\bar{D}^{*0}$ threshold, then finite width effects produce a spectacular below-threshold peak in the $D^0\bar{D}^0\pi^0$ mass distribution — see Refs. [4,5]. As argued in Ref. [4], observation or non-observation of this below-threshold peak is a potentially powerful tool to discriminate between various models for the $X(3872)$. On the other hand, the existing data analyses does not allow one to exploit this tool. As stressed in Refs. [5], the analyses procedure is biased by the assumption that all $D^0\bar{D}^0\pi^0$ events come from the $D^0\bar{D}^{*0}$ mode, so that events from below the $D^0\bar{D}^{*0}$ threshold are move above it. In addition, the existing experimental resolution is too coarse to investigate in detail the narrow region around the $D^0\bar{D}^{*0}$ threshold. Finally, the finite width effects are known to be negligible above threshold for the energies larger than the width of the D^{*0} , that is, larger than approximately 100 keV (see the discussions in Refs. [4,5,7]). Therefore in what follows we neglect these effects.

We stick to the neutral mesons in the final state and consider production of the X through the hadronic as well as the quark components. The corresponding amplitudes read:

$$\mathcal{M}_{h_1} = \mathcal{F}_{h_1} - \mathcal{F}_{h_1} \int S_1(\mathbf{p}) t_{11}(\mathbf{p}, \mathbf{k}, E) d^3p, \quad (50)$$

$$\mathcal{M}_{h_2} = \mathcal{F}_{h_2} - \mathcal{F}_{h_2} \int S_2(\mathbf{p}) t_{21}(\mathbf{p}, \mathbf{k}, E) d^3p, \quad (51)$$

$$\mathcal{M}_q = -\mathcal{F}_q \frac{1}{E - E_0} t_{01}(E), \quad (52)$$

where $E = k^2/(2\mu)$, and \mathcal{F} 's denote point-like sources which incorporate the details of the short-ranged dynamics of the X production. In what follows we neglect Born terms in the production through the hadronic components (the first term on the r.h.s. of Eqs. (50) and (51)). This is justified if the t -matrix elements have a near-threshold pole (a detailed discussion can be found in Ref. [2]).

Then, if one neglects the interference between three possible production mechanisms, it is straightforward to find the corresponding branchings:

$$\frac{dBr_q}{dE} = \Theta(E) \frac{\mathcal{B}_0\sqrt{E}}{|D(E)|^2} \gamma_s^2 |\gamma_t + ik_2|^2, \quad (53)$$

$$\frac{dBr_{h_1}}{dE} = \Theta(E) \frac{\mathcal{B}_1\sqrt{E}}{|D(E)|^2} \left| \gamma_s (E - E_f) \right. \quad (54)$$

$$\left. + (\gamma_t + 2ik_2) \left(E - E_f + \frac{1}{2}g_f\gamma_s \right) \right|^2,$$

$$\frac{dBr_{h_2}}{dE} = \Theta(E) \frac{\mathcal{B}_2\sqrt{E}}{|D(E)|^2} \left| \gamma_s (E - E_f) \right. \quad (55)$$

$$\left. - \gamma_t \left(E - E_f + \frac{1}{2}g_f\gamma_s \right) \right|^2,$$

| | γ_s , MeV | γ_t , MeV | E_f , MeV | Line | Z |
|-------|------------------|------------------|-------------|-------------------|------|
| (i) | $\pm\infty$ | $\pm\infty$ | -10.47 | solid | 0.30 |
| (ii) | -30 | $\pm\infty$ | -3.22 | dashed | 0.85 |
| (iii) | $\pm\infty$ | -30 | -7.77 | dashed -dotted | 0.19 |
| (iv) | -30 | -30 | -2.97 | dotted | 0.67 |

Table 1. Scattering length parameters, the Flatté parameter E_f , and the Z-factor for the bound-state at $\varepsilon = -0.5$ MeV for Cases (i)–(iv).

where the denominator $D(E)$ is given by the following expression (see Eqs. (35) and (42)):

$$D(E) = \gamma_s \left(\gamma_t + \frac{i}{2}(k_1 + k_2) \right) (E - E_f) \quad (56)$$

$$- \left(k_1 k_2 - \frac{i}{2}\gamma_t(k_1 + k_2) \right) \left(E - E_f + \frac{1}{2}g_f\gamma_s \right).$$

The coefficients \mathcal{B}_0 , \mathcal{B}_1 , and \mathcal{B}_2 are proportional to the short-range factors $|\mathcal{F}_q|^2$, $|\mathcal{F}_{h_1}|^2$, and $|\mathcal{F}_{h_2}|^2$ and, in the case of production via hadronic components, include the effects of renormalisation of loop functions in Eqs. (50) and (51). The formulae for the production rates can be obtained from the general ones given in Ref. [6], if one assumes the dominance of certain production mechanism, and neglects the finite width effects.

In order to exemplify the line shapes given by Eqs. (53)–(55) we fix parameters as

$$\mu = 966.5 \text{ MeV}, \quad \Delta = 8.1 \text{ MeV}, \quad g_f = 0.25 \quad (57)$$

and consider Cases (i)–(iv) introduced before. Other parameters are quoted in Table 1. Notice that, for infinite inverse scattering lengths γ_s and γ_t their signs obviously play no role. Finite γ_s and γ_t are chosen to be small and negative, providing in such a way a strong attraction in the system which is, however, not strong enough to generate a bound state by itself. Extra attraction is provided by the coupling to the quark state and, for each case, the Flatté parameter E_f is tuned to provide a bound state at $E_B = -\varepsilon = -0.5$ MeV.

In Figs. 1-3 we plot the line shapes for the X production through the quark component (see Eq. (53) and Fig. 1) and both hadronic components (see Eq. (54) and Fig. 2 as well as Eq. (55) and Fig. 3, respectively) for all four above Cases (i)–(iv). For each individual curve in Figs. 1-3 the integral over the near-threshold region (chosen to be from 0 to 10 MeV) equals to unity (in the units of MeV^{-1}) which fixes the overall factors \mathcal{B}_0 , \mathcal{B}_1 , and \mathcal{B}_2 .

Finally, in Table 2 and Fig. 4, we show pole positions for all four Cases (i)–(iv). To this end we introduce the plane of the complex variable ω — see Appendix A for the definition of the variable ω and for the mapping on the Riemann sheets.

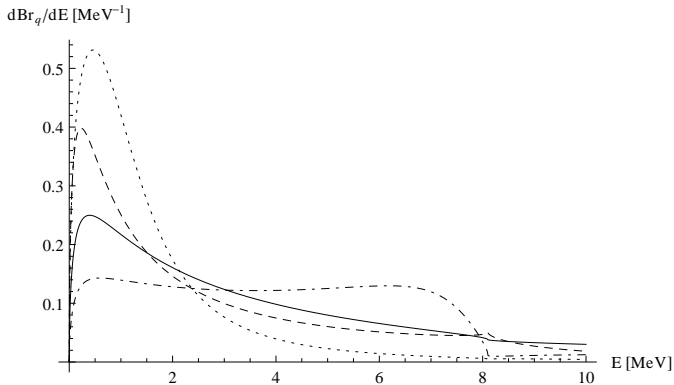


Fig. 1. Production rate through the quark component (53). Cases (i)–(iv) are given by the solid, dashed, dashed-dotted, and dotted lines, respectively.

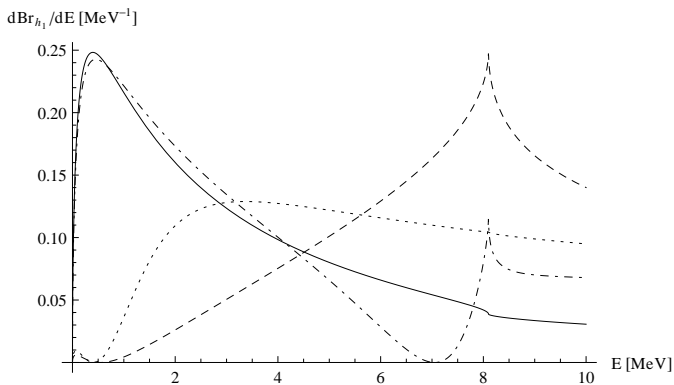


Fig. 2. Production rate through the first hadronic component (54). Cases (i)–(iv) are given by the solid, dashed, dashed-dotted, and dotted lines, respectively.

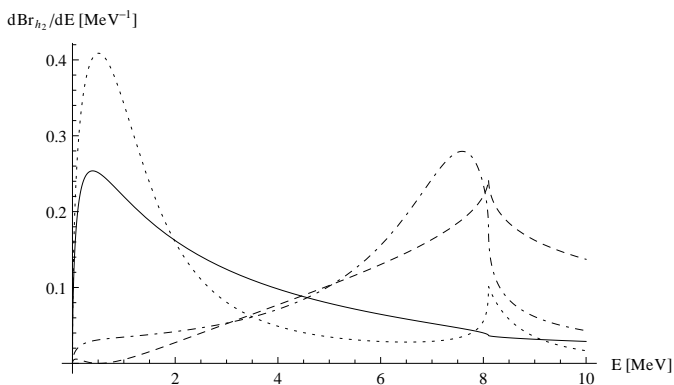


Fig. 3. Production rate through the second hadronic component (55). Cases (i)–(iv) are given by the solid, dashed, dashed-dotted, and dotted lines, respectively.

A comment on the factorisation approximation used before in the production rates (53)–(55) is in order here. For the $X(3872)$, this factorisation approximation for the $D^0\bar{D}^{*0}$ production via the hadronic component implies that in the charged B -meson decays, the X is produced through the neutral component 1 while, in the neutral

| | I | II | III | IV |
|-------|---------------------|---------------------------------------|--|---------------------------------------|
| (i) | $i1.28$ (-0.5) | $i0.44$ (-6.78) | $-i0.35$ (-12.80) | |
| (ii) | $i1.28$ (-0.5) | $i0.71$ (-0.96) | | $\pm 0.63-i1.06$ $(1.94\mp i1.54)$ |
| (iii) | $i1.28$ (-0.5) | $\pm 0.70+i0.19$ $(8.26\mp i1.42)$ | $-i0.99$ (-6.6×10^{-4}) | |
| (iv) | $i1.28$ (-0.5) | $\pm 0.25+i0.73$ $(0.42\mp i1.32)$ | $\pm 0.95-i0.31$ $(7.73\pm i0.02)$ $-i0.93$ (-0.05) | $\pm 0.50-i1.08$ $(1.24\mp i1.10)$ |

Table 2. Positions of near-threshold poles in ω -plane (in E -plane in MeV) for Cases (i)–(iv). The column labels I-IV mark the corresponding Riemann sheets. See also Fig. 4 for the graphical presentation of the poles. Notice that some poles present in Fig. 4 are omitted in the table since the corresponding energies lie far beyond the near-threshold region of interest.

B -meson decays, the X is produced through the charged component 2. The X production through the quark component 0 is, obviously, the same for charged and neutral B -meson decays.

One could have naively concluded that, with data on the $X(3872)$ production in both charged and neutral B -meson decays available, it is possible to investigate the full complexity of quark and hadronic dynamics responsible for the nature of the X resonance. In reality, however, both quark and hadronic mechanisms contribute and interfere and, with a suitable choice of the production parameters \mathcal{F} 's, the resulting near-threshold line shapes could be smooth enough even in the presence of competing quark and meson dynamics — see the examples given in Ref. [6]. We emphasise once again that the line shapes depicted in Figs. 1-3, where each figure originates from a particular production mechanisms and thus interferences are neglected, should not be viewed as realistic and suitable for the analysis of experimental data. With the sets of parameters and assumptions used we more aim to indicate the full complexity of near-threshold phenomena coming from the interplay of the quark and meson degrees of freedom as well as from the direct interaction between mesonic channels in an X -like resonance. Notice that in the particular case of the $X(3872)$, the production line shapes do not exhibit irregularities in the near-threshold region (up to possible existence of a bound-state peak which, as discussed above, is not observable due to the current situation with data analyses and the experimental resolution). The $X(3872)$ line shapes can be described therefore by simple Flatté formulae, which reduce to those of the scattering length approximation, when the effective coupling constant is large (see Refs. [11] for the details). Such a scenario is exemplified by our Case (i) above: there is only one near-threshold pole corresponding to the bound state, which is predominantly molecular. On the contrary, our Cases (ii)–(iv) yield several near-threshold poles in addition to the bound-state one, and the line shapes are strongly distorted either by the t -matrix zero or by the channel entanglement — see Table 2 and Fig. 4. Such ex-

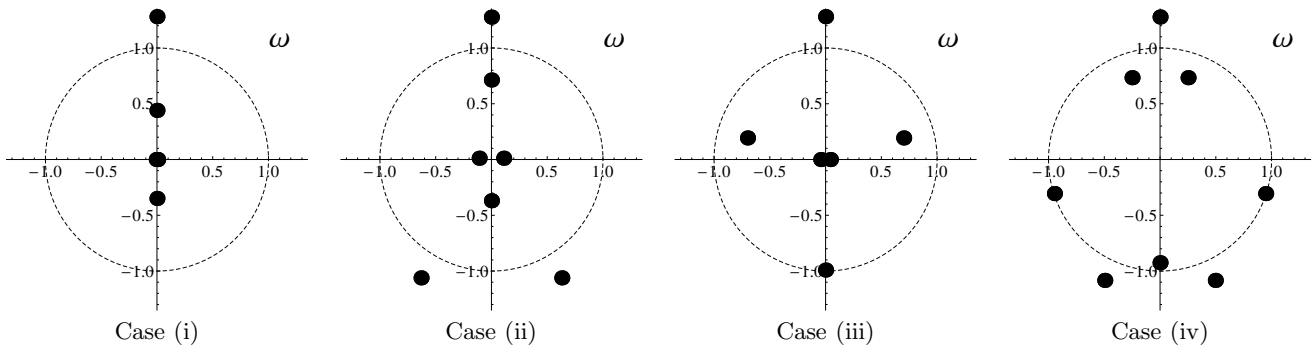


Fig. 4. Near-threshold poles in the ω -plane for Cases (i)–(iv).

otic scenarios seem to be largely excluded by the existing data on the $X(3872)$.

5 Summary

In the multi-channel situation the dynamics of the resonance is affected by both the interplay of the quark and meson dynamics as well as by the direct interactions between mesonic channels. As seen from the examples given above both these effects may give rise to quite peculiar properties of the resonance line shapes. Thus one concludes that, if the experimental data exhibit such properties, the resonance is generated by this complicated interplay. The converse is not necessarily true: the interference between different production mechanisms is possible, which could tame the resulting line shapes. This, however, requires some fine tuning for the interference between different production mechanisms.

Our studies allow one to outline a sensible procedure to investigate the properties of near-threshold resonances:

1. If data exhibit irregular behaviour in the near-threshold region, the latter may be attributed to the interplay of the quark and meson degrees of freedom, and formulae for the general Case (iv) above or, possibly, for one of its limits, as given by Case (ii) or Case (iii), should be used in the analysis.
2. If data in the near-threshold region does not exhibit any irregularities, simple Flatté approximation — see Eq. (3) — is to be used. Indeed, although fine tuning of parameters in the general near-threshold formulae is possible in this case, which tames the resulting line shape, staying close to the threshold, it is not possible, as a matter of principle, to discriminate between different parameter sets which produce identical near-threshold behaviour. Then, in order to get insight into the nature of the resonance one is to analyse data either far from the threshold region or data for other production channels for the given resonance. In the former case, staying far from the threshold, one has to face the full complexity of the multi-channel formalism described in Sec. 2 above. No model-independent analysis is possible in this case and one has to rely

upon model-dependent assumptions in order to arrive at simpler expressions.

3. If no data are available far from the threshold, the general formalism of Sec. 2 can be used in order to study to what extent (statistics, resolution, binning procedure, and so on) the data would need to improve in order to get sensitive to the structures potentially present.

No complicated structures are observed in the near-threshold region in the existing data on the $X(3872)$ production in B -meson decays. So, employing the analysis procedure outlined above, one concludes that, up to possible interference effects, the $X(3872)$ line shapes in the near-threshold region can be well described by simple Flatté formulae, like Eq. (3).

We acknowledge useful discussions with E. Braaten. The work was supported in parts by funds provided from the Helmholtz Association (via grants VH-NG-222, VH-VI-231), by the DFG (via grants SFB/TR 16 and 436 RUS 113/991/0-1), by the EU HadronPhysics2 project, by the RFFI (via grants RFFI-09-02-91342-NNIOa and RFFI-09-02-00629a). The work of Yu.K. and A.N. was supported by the State Corporation of Russian Federation “Rosatom”.

References

1. S. Flatté, Phys. Lett. B **63** (1976) 224.
2. V. Baru, C. Hanhart, Yu. S. Kalashnikova, A. E. Kudryavtsev, and A. V. Nefediev, Eur. Phys. J. A **44** (2010) 93.
3. C. Hanhart, Yu. S. Kalashnikova, A. E. Kudryavtsev, and A. V. Nefediev, Phys. Rev. D **76** (2007) 034007.
4. Yu. S. Kalashnikova and A. V. Nefediev, Phys. Rev. D **80** (2009) 074004; Yu. S. Kalashnikova, A. E. Kudryavtsev, and A. V. Nefediev, Phys. At. Nucl. **73** (2010) 1592.
5. E. Braaten and M. Lu, Phys. Rev. D **76**, 094028 (2007); E. Braaten and J. Stapleton, Phys. Rev. D **81** (2010) 014019.
6. P. Artoisenet, E. Braaten, and D. Kang, Phys. Rev. D **82** (2010) 014013.
7. C. Hanhart, Yu. S. Kalashnikova, and A. V. Nefediev, Phys. Rev. D **81** (2010) 094028.
8. S. Weinberg, Phys. Rev. **130** (1963) 776; *ibid* **131** (1963) 440; *ibid* **137** (1965) B672.

9. L. N. Bogdanova, G. M. Hale, and V. E. Markushin, Phys. Rev. C **44** (1991) 1289.
10. V. Baru *et al.*, Phys. Lett. B **586** (2004) 53.
11. V. Baru *et al.*, Eur. Phys. J. A **23** (2005) 523.
12. A. Abulencia *et al.* [CDF Collaboration], Phys. Rev. Lett. **98** (2007) 132002 .
13. P. del Amo Sanchez *et al.* [BABAR Collaboration], Phys. Rev. D **82** (2010) 011101.
14. Yu. S. Kalashnikova and A. V. Nefediev, Phys. Rev. D **82** (2010) 097502.
15. C. E. Thomas, F. E. Close, Phys. Rev. D **78** (2008) 034007.
16. M. Kato, Ann. Phys. (N.Y.) **31** (1965) 130.

A The pole structure and the ω -plane

The structure of the poles in the two-channel case can be visualised with the mapping of the four-sheeted Riemann surface onto the single complex plane [16]. For a given energy E one has:

$$E = \frac{k_1^2}{2\mu_1}, \quad E = \frac{k_2^2}{2\mu_2} + \Delta, \quad (58)$$

so that, instead of two complex momenta k_1 and k_2 constrained by two conditions (58), it is convenient to introduce one complex variable ω defined such that

$$k_1 = \sqrt{\frac{\mu_1 \Delta}{2}} \left(\omega + \frac{1}{\omega} \right), \quad k_2 = \sqrt{\frac{\mu_2 \Delta}{2}} \left(\omega - \frac{1}{\omega} \right), \quad (59)$$

which gives for the energy:

$$E = \frac{\Delta}{4} \left(\omega^2 + \frac{1}{\omega^2} + 2 \right).$$

By construction, the complex ω -plane is free of unitary cuts.

In Fig. 5 we show the mapping of Riemann sheets onto the ω complex plane. Thick solid line corresponds to the real values of the energy E on the first sheet. The sheets are labelled as follows:

- | | | |
|-------|-----------------------|-----------------------|
| I : | $\text{Im } k_1 > 0,$ | $\text{Im } k_2 > 0,$ |
| II : | $\text{Im } k_1 < 0,$ | $\text{Im } k_2 > 0,$ |
| III : | $\text{Im } k_1 > 0,$ | $\text{Im } k_2 < 0,$ |
| IV : | $\text{Im } k_1 < 0,$ | $\text{Im } k_2 < 0.$ |

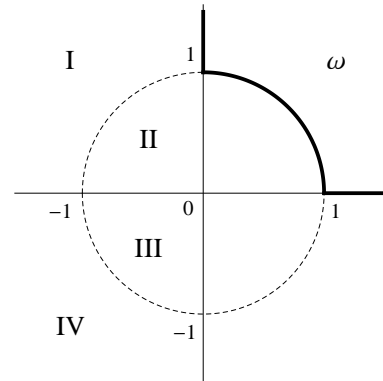


Fig. 5. Riemann sheets in ω -plane.