

ARENAS OF FINITE STATE MACHINES

GIORDANO POLA¹, MARIA D. DI BENEDETTO¹ AND ELENA DE SANTIS¹

ABSTRACT. Finite state machines are widely used as a sound mathematical formalism that appropriately describes large scale, distributed and complex systems. Multiple interactions of finite state machines in complex systems are well captured by the notion of non-flat systems. Non-flat systems are "finite state machines" where each "state" can be either a basic state or an aggregate of finite state machines. By expanding a non-flat system, a flat system is obtained which is an ordinary finite state machine. In this paper we introduce a novel class of non-flat systems called Arena of Finite State Machines (AFSM). AFSMs are collections of finite state machines that interact concurrently through a communication network. We propose a notion of compositional bisimulation that allows checking bisimulation equivalence of AFSMs by directly exploiting their communication networks and hence, without the need of expanding the AFSMs to finite state machines. Compositional bisimulation allows a computational complexity reduction when checking bisimulation equivalence of AFSMs, as formally quantified in the paper. An application of the proposed framework to the regulation of gene expression in the bacterium *Escherichia coli* is also presented.

1. INTRODUCTION

Finite state machines (FSMs) are widely used in modeling complex systems ranging from computer and communication networks, automated manufacturing systems, air traffic management systems, distributed software systems, among many others, see e.g. [CL99, CGP99]. Finite state machines have been also employed as a sound mathematical paradigm to describe purely continuous and hybrid systems in the context of the so-called correct-by-design embedded control software, see e.g. [AHL00, Tab09, GPT10, BH06] and the references therein. The increasing complexity of large scale systems demanded during the years for formal methods that can render their analysis tractable from a computational complexity point of view. Several approaches have been proposed in the literature, which include abstraction, modular verification methods, symmetry and partial order reduction, see e.g. [CGP99]. The common goal of these approaches is to find an FSM that is equivalent to the original one, but with a set of states of smaller size. In this paper we follow the approach by Alur and co-workers (see e.g. [AY01, AKY99]), where a complex system is viewed as a "non-flat" system. A non-flat system is a "finite state machine" where each "state" can be either a basic state or a superstate [Har87] that hides inside an FSM or even a composition of FSMs. By expanding the superstates of a non-flat system to their corresponding FSMs an ordinary FSM is obtained. One of the early non-flat systems appeared in the literature is the one of *hierarchical state machines* [AY01]. While hierarchical finite state machines well capture modeling features of many design languages as for example Statecharts [Har87], they only consider sequential interaction among the FSMs involved. Hierarchical state machines have been further generalized in [AKY99] to *communicating hierarchical state machines* where FSMs can interact not only sequentially but also concurrently, through the notion of parallel composition. A naive approach to analyze and control such systems is to expand them to ordinary FSMs, thus incurring in an exponential grow of the set of states. This method is in general demanding from the computational complexity point of view. A challenge in this research direction is to derive formal methods for the analysis of non-flat systems, by directly exploiting their inherent hierarchical compositional structure. For example, the work in [AY01] showed that reachability problems for hierarchical finite state machines can be studied with polynomial time complexity by directly analyzing the non-flat system. Reachability problems have been studied also in [AKY99] for communicating hierarchical

This work has been partially supported by European Commission under STREP projects IFly and HYCON², and by the Center of Excellence for Research DEWS, University of L'Aquila, Italy.

state machines and proven to fall in the class of exponential time and space complexity problems. Moreover, checking language and bisimulation equivalences are proven in [AKY99] to be exponential space hard problems. This complexity result is in line with the ones further established in [LS00, SJ09] on space and time complexity arising in checking a range of equivalence notions in the linear time–branching time spectrum [vG90] for networks of FSMs, modeled by parallel composition of FSMs. In particular, these papers showed that checking any equivalence relation lying between bisimilarity and trace preorder is an exponential time hard problem, as conjectured in [Rab97]. As argued in [LS00], these results strongly suggest that there is no way to escape the state explosion problem, when checking behavioral relations and in particular bisimulation equivalence, for this class of non-flat systems.

In this paper we introduce a new class of non-flat systems that we call Arenas of Finite State Machines (AFSMs). AFSMs are collections of FSMs that interact concurrently, through a communication network. For AFSMs we propose a notion of compositional bisimulation that is based on the communication network governing the interaction mechanism among the FSMs. Existence of compositional bisimulations allows checking bisimulation equivalence of AFSMs, without the need of expanding them to ordinary FSMs and hence, without incurring in the aforementioned state explosion problem. A computational complexity analysis is discussed, which quantifies the gain of the proposed approach. A preliminary investigation on AFSMs appeared in [PDD11]. In this paper we present a detailed and mature description of the results announced in [PDD11], which includes proofs and an example in the context of the regulation of gene expression in the bacterium *Escherichia Coli* [Alo07, LNC93, Rus02].

2. PRELIMINARY DEFINITIONS

2.1. Notation. Given a set A , the symbol 2^A denotes the set of subsets of A and the symbol $|A|$ denotes the cardinality of A . A relation $R \subseteq A \times B$ is said to be total if for any $a \in A$ there exists $b \in B$ so that $(a, b) \in R$ and conversely, for any $b \in B$ there exists $a \in A$ so that $(a, b) \in R$. Given a relation $R \subseteq A \times B$, the inverse of R , denoted R^{-1} , is defined as $\{(b, a) \in B \times A : (a, b) \in R\}$. A relation $R \subseteq A \times B$ is the identity relation if $(a, b) \in R$ if and only if $a = b$. A directed graph is a tuple $G = (V, E)$ where V is the set of vertices and E is the set of edges.

2.2. Finite State Machines. In this paper we consider finite state machines in the formulation of Moore [Moo56] where states are labeled with outputs and transitions are labeled with inputs.

Definition 2.1. [BG01] A Finite State Machine (FSM) is a tuple $M = (X, X^0, U, Y, H, \Delta)$, where:

- X is a finite set of states;
- $X^0 \subseteq X$ is a set of initial states;
- U is a finite set of input symbols;
- Y is a finite set of output symbols;
- $H : X \rightarrow 2^Y$ is an output map;
- $\Delta \subseteq X \times 2^U \times X$ is a transition relation.

We denote a transition $(x, u, x^+) \in \Delta$ of FSM M by $x \xrightarrow[u]{\Delta} x^+$. By definition of Δ , a transition of the form $x \xrightarrow[\Delta]{\emptyset} x^+$ is allowed. Such a transition is regarded as private or internal to M . Throughout the paper we refer to an input $u = \emptyset$ as internal, and an input $u \neq \emptyset$ as external to M . Analogously, for a state $x \in X$, $H(x) = \emptyset$ is allowed, meaning that state x is not visible from the external environment. Despite classical formulations of Moore machines that model the transition relation as $\Delta \subseteq X \times U \times X$ and the output function as $H : X \rightarrow Y$, we model here Δ as a subset of $X \times 2^U \times X$ and H as a function from X to 2^Y . In the sequel we show the benefits gained from this choice when modeling multiple interactions of FSMs.

2.3. Equivalence notions. Several notions of equivalence have been proposed for the class of finite state machines, see e.g. [vG90]. In this paper we focus on the notion of bisimulation equivalence [Mil89, Par81]. Bisimulation equivalence is widely used as a tool to mitigate complexity of verification and control design of large scale complex systems, see e.g. [CGP99]. Intuitively, a bisimulation relation between a pair of FSMs M_1 and M_2 is a relation between the corresponding sets of states explaining how a state run of M_1 can be transformed into a state run of M_2 and vice versa. We first recall the notion of isomorphism.

Definition 2.2. FSMs $M_i = (X_i, X_i^0, U_i, Y_i, H_i, \Delta_i)$ ($i = 1, 2$) are isomorphic, denoted $M_1 \cong^{iso} M_2$, if there exists a bijective function $\mathcal{T} : X_1 \rightarrow X_2$ so that:

- $X_2^0 = \mathcal{T}(X_1^0)$;
- for any $x_1 \in X_1$, $H_1(x_1) = H_2(\mathcal{T}(x_1))$;
- $x_1 \xrightarrow[\Delta_1]{u} x_1^+$ if and only if $\mathcal{T}(x_1) \xrightarrow[\Delta_2]{u} \mathcal{T}(x_1^+)$.

The notion of isomorphism is an equivalence relation on the class of FSMs. The notions of simulation and bisimulation relations are reported hereafter.

Definition 2.3. Given a pair of FSMs $M_i = (X_i, X_i^0, U_i, Y_i, H_i, \Delta_i)$ ($i = 1, 2$), a relation $R \subseteq X_1 \times X_2$ is a simulation relation from M_1 to M_2 if the following conditions are satisfied:

- (i) for any $x_1^0 \in X_1^0$ there exists $x_2^0 \in X_2^0$ so that $(x_1^0, x_2^0) \in R$;
- (ii) for any $(x_1, x_2) \in R$, $H_1(x_1) = H_2(x_2)$;
- (iii) for any $(x_1, x_2) \in R$, existence of $x_1 \xrightarrow[\Delta_1]{u_1} x_1^+$ implies existence of $x_2 \xrightarrow[\Delta_2]{u_2} x_2^+$ so that $u_1 = u_2$ and $(x_1^+, x_2^+) \in R$.

FSM M_1 is simulated by FSM M_2 , denoted $M_1 \preceq M_2$, if there exists a simulation relation from M_1 to M_2 .

Definition 2.4. Given a pair of FSMs $M_i = (X_i, X_i^0, U_i, Y_i, H_i, \Delta_i)$ ($i = 1, 2$), a relation $R \subseteq X_1 \times X_2$ is a bisimulation relation between M_1 and M_2 if:

- (i) R is a simulation relation from M_1 to M_2 ;
- (ii) R^{-1} is a simulation relation from M_2 to M_1 .

FSMs M_1 and M_2 are bisimilar, denoted $M_1 \cong M_2$, if there exists a bisimulation relation between M_1 and M_2 .

Bisimulation equivalence is an equivalence relation on the class of FSMs. Given a pair of FSMs M_1 and M_2 , the maximal bisimulation relation between M_1 and M_2 is a bisimulation relation $R^*(M_1, M_2)$ so that $R \subseteq R^*(M_1, M_2)$ for any bisimulation relation R between M_1 and M_2 . The maximal bisimulation relation exists and is unique. Given an FSM M the set $R^*(M, M)$ is an equivalence relation on the set of states of M . We recall hereafter the notion of quotient [CGP99] of an FSM M induced by the equivalence relation $R^*(M, M)$.

Definition 2.5. The quotient of an FSM $M = (X, X^0, U, Y, H, \Delta)$ induced by $R^*(M, M)$ is the FSM $M^* = (X^*, X^{0,*}, U^*, Y^*, H^*, \Delta^*)$, where:

- $X^* = \{C_1, C_2, \dots, C_N\}$, where C_i are the equivalence classes induced by $R^*(M, M)$ on X ;
- $X^{0,*} = \{C_i \in X^* : C_i \cap X^0 \neq \emptyset\}$;
- $U^* = U$;
- $Y^* = Y$;
- $H^* : X^* \rightarrow Y^*$ is defined by $H^*(C_i) = y$, if $H(x) = y$ for any $x \in C_i$;
- $\Delta^* \subseteq X^* \times 2^{U^*} \times X^*$ is defined by $C_i \xrightarrow[\Delta^*]{u} C_j$, if $x \xrightarrow[\Delta]{u} x'$ for any $x \in C_i$ and $x' \in C_j$.

The quotient of M induced by $R^*(M, M)$ is the FSM bisimilar to M with the minimal number of states [CGP99]; it is denoted in the sequel by $\mathbf{M}_{\min}(M)$.

Lemma 2.6. *Consider a pair of FSMs M_1 and M_2 . If $\mathbf{M}_{\min}(M_1) \cong \mathbf{M}_{\min}(M_2)$ then $M_1 \cong^{iso} M_2$.*

Efficient algorithms for computing bisimulation equivalence of FSMs have been extensively studied in the literature, see e.g. [PT87, DPP04, Hop71, CGP99] and the references therein.

3. ARENAS OF FINITE STATE MACHINES

One approach to capture multiple interactions of FSMs in a complex system is to resort to the notion of non-flat systems, see e.g. [AY01, AKY99]. In this section we introduce a new class of not-flat systems, that are called *Arenas of Finite State Machines* (AFSMs). AFMSs are collections of FSMs that interact concurrently through a communication network. The syntax of an AFSM is specified by a directed graph $\mathbb{A} = (\mathbb{V}, \mathbb{E})$, where:

- \mathbb{V} is a collection of N FSMs $M_i = (X_i, X_i^0, U_i, Y_i, H_i, \Delta_i)$;
- $\mathbb{E} \subseteq \mathbb{V} \times \mathbb{V}$ describes the communication network of the FSMs M_i .

By expanding each vertex $M_i \in \mathbb{V}$ of \mathbb{A} an ordinary FSM is obtained, which is defined by:

$$\mathbb{M}(\mathbb{A}) = (X, X^0, U, Y, H, \Delta),$$

where:

- $X = X_1 \times X_2 \times \dots \times X_N$ is the set of states;
- $X^0 = X_1^0 \times X_2^0 \times \dots \times X_N^0$ is the set of initial states;
- $U = \cup_{M_i \in \mathbb{V}} U_i$ is the set of input symbols;
- $Y = \cup_{M_i \in \mathbb{V}} Y_i$ is the set of output symbols;
- H is the output function so that

$$H((x_1, x_2, \dots, x_N)) = \cup_{M_i \in \mathbb{V}} H_i(x_i),$$

for any $(x_1, x_2, \dots, x_N) \in X$;

- $\Delta \subseteq X \times 2^U \times X$ is the transition relation so that

$$(x_1, x_2, \dots, x_N) \xrightarrow[\Delta]{u} (x_1^+, x_2^+, \dots, x_N^+),$$

whenever the following conditions are satisfied:

- $x_i \xrightarrow[\Delta_i]{u_i} x_i^+$ is a transition of M_i , for some $u_i \in U_i$;
- $u = \cup_{M_i \in \mathbb{V}} (u_i \setminus (\cup_{M_j \in Pre(\mathbb{A}, M_i)} H_j(x_j)))$, where:

$$Pre(\mathbb{A}, M_i) = \{M_j \in \mathbb{V} \mid (M_j, M_i) \in \mathbb{E}\}.$$

FSM $\mathbb{M}(\mathbb{A})$ specifies the semantics of the AFSM \mathbb{A} . Such semantics is implicitly given through a composition of FSMs that can be regarded as a notion of parallel composition [CGP99] (as specified by condition (i)), which respects the topology of the AFMS communication network (through condition (ii)). The main idea beyond the above semantics is that outputs of FSMs M_i may become inputs of FSM M_j , (only) when there exists a communication network link from M_i to M_j , or equivalently $(M_i, M_j) \in \mathbb{E}$. All inputs of M_j which are not provided by those M_i for which $(M_i, M_j) \in \mathbb{E}$, become inputs that are external to $\mathbb{M}(\mathbb{A})$. For the purpose of illustrating the syntax and semantics of AFSMs we present hereafter a simple example in the context of distributed computing [And00].

Example 3.1. Consider a distributed system composed of three computers C_1 , C_2 and C_3 , whose goal is to compute the Euclidean norm $\|z\| = \sqrt{z_1^2 + z_2^2}$ of a vector $z = (z_1, z_2) \in \mathbb{R}^2$ in a distributed fashion. While computers C_1 and C_2 are delegated to compute respectively z_1^2 and z_2^2 , computer C_3 takes as inputs the computations of C_1 and C_2 and outputs the requested Euclidean norm $\|z\|$. This simple distributed system

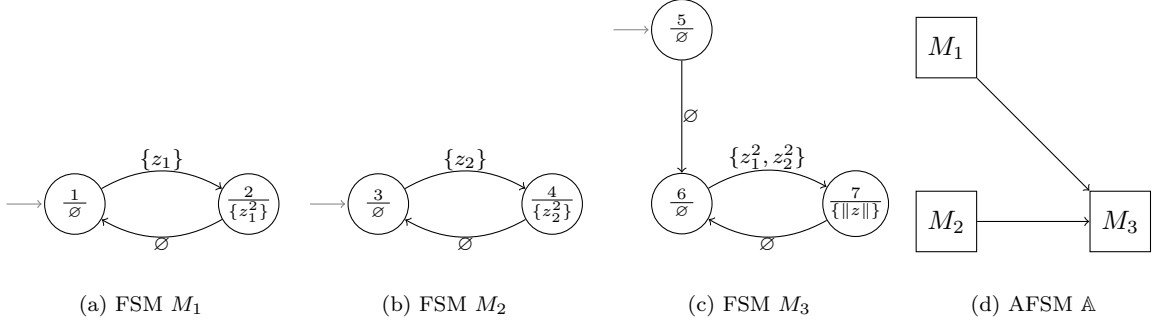
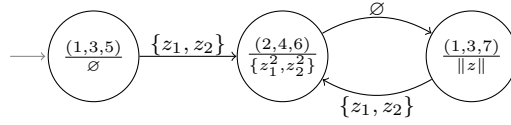


FIGURE 1.

FIGURE 2. FSM $\mathbb{M}(\mathbb{A})$.

can be modeled as the AFMS $\mathbb{A} = (\mathbb{V}, \mathbb{E})$ where $\mathbb{V} = \{M_1, M_2, M_3\}$ and $\mathbb{E} = \{(M_1, M_3), (M_2, M_3)\}$. FSMs M_i , each one modeling computers C_i , are illustrated in Figures¹ 1(a)(b)(c), while AFSM \mathbb{A} , modeling the computers' network, is depicted in Figure 1(d). By expanding the AFSM \mathbb{A} , the FSM $\mathbb{M}(\mathbb{A})$ is obtained, whose accessible part² is depicted in Figure 2. Starting from the initial state $(1, 3, 5)$, when receiving the set $\{z_1, z_2\}$ as input, FSM $\mathbb{M}(\mathbb{A})$ outputs in state $(2, 4, 6)$ the set $\{z_1^2, z_2^2\}$ and finally in state $(1, 3, 7)$ the requested output $\{\|z\|\}$. For illustrating the construction of FSM $\mathbb{M}(\mathbb{A})$, we describe in detail the construction of the transition $(2, 4, 6) \xrightarrow[u]{\Delta} (1, 3, 7)$. By applying the compositional rules defining the semantics of AFSMs, one gets:

- (i) $2 \xrightarrow[\Delta_1]{\emptyset} 1$ is a transition of M_1 , $4 \xrightarrow[\Delta_2]{\emptyset} 3$ is a transition of M_2 , and $6 \xrightarrow[\Delta_3]{\{z_1^2, z_2^2\}} 7$ is a transition of M_3 .
- (ii) One first note that $Pre(\mathbb{A}, M_1) = Pre(\mathbb{A}, M_2) = \emptyset$ and $Pre(\mathbb{A}, M_3) = \{M_1, M_2\}$, from which:

$$u = \emptyset \cup \emptyset \cup (\{z_1^2, z_2^2\} \setminus (\{z_1^2\} \cup \{z_2^2\})) = \emptyset.$$

The resulting transition $(2, 4, 6) \xrightarrow[\Delta]{\emptyset} (1, 3, 7)$ is indeed in $\mathbb{M}(\mathbb{A})$, as shown in Figure 2. Note that for such a transition to occur in $\mathbb{M}(\mathbb{A})$, transitions $2 \xrightarrow[\Delta_1]{\emptyset} 1$ and $4 \xrightarrow[\Delta_2]{\emptyset} 3$ need no external inputs, while transition $6 \xrightarrow[\Delta_3]{\{z_1^2, z_2^2\}} 7$ needs input $\{z_1^2, z_2^2\}$ (external to M_3) which is provided by the outputs $\{z_1^2\}$ and $\{z_2^2\}$ of FSMs M_1 and M_2 , respectively.

4. COMPOSITIONAL BISIMULATION OF AFSMS

In this section we introduce the notion of compositional bisimulation, as a tool to complexity reduction of AFSMs. We then quantify the complexity reduction obtained from the proposed notion.

¹Each circle denotes a state and each edge a transition. In each circle, upper symbol denotes the state and lower symbol the output set associated with the state; symbols labeling edges denote the input sets associated with the transitions.

²The accessible part of an FSM M is the unique sub-finite state machine extracted from M , containing all and only the states of M that are reachable (or equivalently, accessible) from the set of initial states, see e.g. [CL99].

4.1. Compositional bisimulation. A naive approach to check bisimulation equivalence of two AFSMs \mathbb{A}_1 and \mathbb{A}_2 consists in first expanding them to the corresponding FSMs $\mathbb{M}(\mathbb{A}_1)$ and $\mathbb{M}(\mathbb{A}_2)$ and then apply standard bisimulation algorithms (see e.g. [PT87, DPP04, Hop71]). The main practical limitation of this approach resides in the well-known state explosion problem, see e.g. [LS00, SJ09]. In fact, according to the semantics of AFSMs, any bisimulation algorithm applied to $\mathbb{M}(\mathbb{A}_i)$, scales exponentially with the number of the FSMs involved in the AFSMs. We propose an alternative approach to check bisimulation equivalence of AFSMs which is centered on the notion of *compositional bisimulation* that is introduced hereafter.

Definition 4.1. Given a pair of Arenas $\mathbb{A}^j = (\mathbb{V}^j, \mathbb{E}^j)$ of FSMs $M_1^j, M_2^j, \dots, M_{N^j}^j$ ($j = 1, 2$), a relation $\mathbb{R} \subseteq \mathbb{V}^1 \times \mathbb{V}^2$, is a compositional bisimulation relation between \mathbb{A}^1 and \mathbb{A}^2 if for any $(M_i^1, M_j^2) \in \mathbb{R}$ the following conditions are satisfied:

- (i) $M_i^1 \cong M_j^2$;
- (ii) existence of $(M_i^1, M_i^{1,+}) \in \mathbb{E}^1$ implies existence of $(M_j^2, M_j^{2,+}) \in \mathbb{E}^2$ so that $(M_i^{1,+}, M_j^{2,+}) \in \mathbb{R}$;
- (iii) existence of $(M_j^2, M_j^{2,+}) \in \mathbb{E}^2$ implies existence of $(M_i^1, M_i^{1,+}) \in \mathbb{E}^1$ so that $(M_i^{1,+}, M_j^{2,+}) \in \mathbb{R}$.

The AFSMs \mathbb{A}^1 and \mathbb{A}^2 are compositionally bisimilar, denoted $\mathbb{A}^1 \cong_c \mathbb{A}^2$, if there exists a total compositional bisimulation relation between \mathbb{A}^1 and \mathbb{A}^2 .

Basic facts on bisimulation equivalence of FSMs recalled in Section 2 can be adapted to compositional bisimulation of AFSMs, as follows. The notion of compositional bisimulation is an equivalence relation on the class of AFSMs. Given a pair of AFSMs \mathbb{A}^1 and \mathbb{A}^2 , the maximal compositional bisimulation relation between \mathbb{A}^1 and \mathbb{A}^2 is a compositional bisimulation relation $\mathbb{R}^*(\mathbb{A}^1, \mathbb{A}^2)$ so that $\mathbb{R} \subseteq \mathbb{R}^*(\mathbb{A}^1, \mathbb{A}^2)$ for any compositional bisimulation relation \mathbb{R} . The maximal compositional bisimulation exists and is unique. Given an AFSM \mathbb{A} the set $\mathbb{R}^*(\mathbb{A}, \mathbb{A})$ is an equivalence relation on the collection of FSMs in the AFSM. The quotient³ of an AFSM \mathbb{A} induced by $\mathbb{R}^*(\mathbb{A}, \mathbb{A})$ is the minimal (in terms of the number of the FSMs involved) compositionally bisimilar AFSM of \mathbb{A} . The minimal AFSM of an AFSM \mathbb{A} , denoted $\mathbf{A}_{\min}(\mathbb{A})$, exists and is unique, up to isomorphisms. We are now ready to present the main result of this paper, which shows that the notion of compositional bisimulation of AFSMs is consistent with the notion of bisimulation of the corresponding expanded FSMs.

Theorem 4.2. *If AFSMs $\mathbb{A}^1 \cong_c \mathbb{A}^2$ then FSMs $\mathbb{M}(\mathbb{A}^1) \cong \mathbb{M}(\mathbb{A}^2)$.*

Proof. Let be $\mathbb{A}^j = (\mathbb{V}^j, \mathbb{E}^j)$ with $\mathbb{V}^j = \{M_1^j, M_2^j, \dots, M_{N^j}^j\}$ and $M_i^j = (X_i^j, X_i^{0,j}, U_i^j, Y_i^j, H_i^j, \Delta_i^j)$ ($i = 1, 2, \dots, N^j, j = 1, 2$). We denote the FSMs obtained by expanding the corresponding AFSMs \mathbb{A}^j by

$$\mathbb{M}(\mathbb{A}^j) = (X^j, X^{0,j}, U^j, Y^j, H^j, \Delta^j),$$

$j = 1, 2$. Since $\mathbb{A}^1 \cong_c \mathbb{A}^2$, relation $\mathbb{R}^*(\mathbb{A}^1, \mathbb{A}^2)$ is total. Consider the relation $R \subseteq X^1 \times X^2$ defined by $(x^1, x^2) \in R$ with $x^1 = (x_1^1, x_2^1, \dots, x_{N^1}^1)$ and $x^2 = (x_1^2, x_2^2, \dots, x_{N^2}^2)$ if and only if $(x_i^1, x_j^2) \in R^*(M_i^1, M_j^2)$ and $(M_i^1, M_j^2) \in \mathbb{R}^*(\mathbb{A}^1, \mathbb{A}^2)$. Consider a pair of states

$$(x^1, x^2) = ((x_1^1, x_2^1, \dots, x_{N^1}^1), (x_1^2, x_2^2, \dots, x_{N^2}^2)) \in R.$$

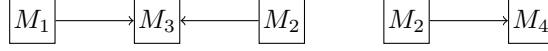
By definition of R and since $\mathbb{R}^*(\mathbb{A}^1, \mathbb{A}^2)$ is total, condition (i) in Definition 2.3 is satisfied. By definition of R , for any $i = 1, 2, \dots, N^1$ and $j \in I(i) = \{k \in \{1, 2, \dots, N^2\} \mid (M_i^1, M_k^2) \in \mathbb{R}^*(\mathbb{A}^1, \mathbb{A}^2)\}$,

$$H_i^1(x_i^1) = H_j^2(x_j^2) = \cup_{k \in I(i)} H_k^2(x_k^2)$$

and hence by definition of H^1 and H^2 ,

$$\begin{aligned} H^1(x^1) &= \cup_{M_i \in \mathbb{V}^1} H_i^1(x_i^1) = \cup_{M_i \in \mathbb{V}^1} (\cup_{k \in I(i)} H_k^2(x_k^2)) \\ &= \cup_{M_j \in \mathbb{V}^2} H_j^2(x_j^2) = H^2(x^2). \end{aligned}$$

³In the next section we show how quotients of AFSMs induced by compositional bisimulation can be computed as quotients of appropriate FSMs induced by ordinary bisimulation (Proposition 4.5).

FIGURE 3. AFSM \mathbb{A}_1 in the left and AFSM \mathbb{A}_2 in the right.

Note that the third equality in the above chain of equalities holds because $\mathbb{R}^*(\mathbb{A}^1, \mathbb{A}^2)$ is a total relation. Hence, condition (ii) in Definition 2.3 is satisfied. We now show condition (iii). Consider any transition

$$(x_1^1, x_2^1, \dots, x_{N^1}^1) \xrightarrow{\Delta^1} (x_1^{1,+}, x_2^{1,+}, \dots, x_{N^1}^{1,+}),$$

in $\mathbb{M}(\mathbb{A}^1)$. By the semantics of AFMSs there exist transitions $x_i^1 \xrightarrow{\Delta_i^1} x_i^{1,+}$ of M_i^1 , so that:

$$(4.1) \quad u^1 = \cup_{M_i \in \mathbb{V}^1} (u_i^1 \setminus (\cup_{M_{i'} \in Pre(\mathbb{A}^1, M_i)} H_{i'}^1(x_{i'}^1))).$$

By definition of R , for any $i = 1, 2, \dots, N^1$ there exist transitions $x_j^2 \xrightarrow{\Delta_j^2} x_j^{2,+}$ of M_j^2 , with

$$(4.2) \quad (M_i^1, M_j^2) \in \mathbb{R}^*(\mathbb{A}_1, \mathbb{A}_2),$$

$$(4.3) \quad (x_i^{1,+}, x_j^{2,+}) \in R^*(M_i^1, M_j^2),$$

$$(4.4) \quad u_i^1 = u_j^2,$$

$$(4.5) \quad H_i^1(x_i^1) = H_j^2(x_j^2).$$

Set:

$$(4.5) \quad u^2 = \cup_{M_j \in \mathbb{V}^2} (u_j^2 \setminus (\cup_{M_{j'} \in Pre(\mathbb{A}^2, M_j)} H_{j'}^2(x_{j'}^2))),$$

and consider the transition:

$$(x_1^2, x_2^2, \dots, x_{N^2}^2) \xrightarrow{u^2} (x_1^{2,+}, x_2^{2,+}, \dots, x_{N^2}^{2,+}).$$

By construction, the above transition is in $\mathbb{M}(\mathbb{A}^2)$. By definition of the relation R and by combining (4.1), (4.3), (4.4) and (4.5), one gets $u^1 = u^2$ from which, together with condition (4.2), one gets

$$((x_1^{1,+}, x_2^{1,+}, \dots, x_{N^1}^{1,+}), (x_1^{2,+}, x_2^{2,+}, \dots, x_{N^2}^{2,+})) \in R.$$

Thus, condition (iii) in Definition 2.3 is proved and R is a simulation relation from $\mathbb{M}(\mathbb{A}^1)$ to $\mathbb{M}(\mathbb{A}^2)$. By using similar arguments, it is possible to show that R^{-1} is a simulation relation from $\mathbb{M}(\mathbb{A}^2)$ to $\mathbb{M}(\mathbb{A}^1)$. Hence, the result follows. \square

The above result is important because it provides a method to assess bisimulation equivalence of AFMSs \mathbb{A}^i without expanding them to the corresponding FSMs $\mathbb{M}(\mathbb{A}^i)$. The converse implication of the above result, i.e. whether $\mathbb{M}(\mathbb{A}^1) \cong \mathbb{M}(\mathbb{A}^2)$ implies $\mathbb{A}^1 \cong_c \mathbb{A}^2$, is not true in general, as shown in the following counterexample.

Example 4.3. Consider four FSMs $M_i = (X_i, X_i^0, U_i, Y_i, H_i, \Delta_i)$, where each M_i is characterized by the unique transition $x_i^0 \xrightarrow{\Delta_i} x_i^+$, where:

	M_1	M_2	M_3	M_4
u_i	$\{a\}$	$\{c\}$	$\{b, d\}$	$\{a, d\}$
$H_i(x_i^0)$	$\{b\}$	$\{d\}$	$\{e\}$	$\{b, e\}$
$H_i(x_i^+)$	$\{f\}$	$\{f\}$	$\{f\}$	$\{f\}$

Consider a pair of AFMSs $\mathbb{A}^1 = (\mathbb{V}^1, \mathbb{E}^1)$ and $\mathbb{A}^2 = (\mathbb{V}^2, \mathbb{E}^2)$, depicted in Figure 3, where:

$$\mathbb{V}^1 = \{M_1, M_2, M_3\}, \quad \mathbb{E}^1 = \{(M_1, M_3), (M_2, M_3)\},$$

$$\mathbb{V}^2 = \{M_2, M_4\}, \quad \mathbb{E}^2 = \{(M_2, M_4)\}.$$

It is easy to see that FSM $\mathbb{M}(\mathbb{A}^1)$ is composed by the unique transition:

$$(x_1^0, x_2^0, x_3^0) \xrightarrow{\{a, c\}} (x_1^+, x_2^+, x_3^+),$$

with output function H^1 defined by $H^1(x_1^0, x_2^0, x_3^0) = \{b, d, e\}$ and $H^1(x_1^+, x_2^+, x_3^+) = \{f\}$. Moreover, FSM $\mathbb{M}(\mathbb{A}^2)$ is characterized by the unique transition:

$$(x_2^0, x_4^0) \xrightarrow{\{a, c\}} (x_2^+, x_4^+),$$

with output function H^2 defined by $H^2(x_2^0, x_4^0) = \{b, d, e\}$ and $H^2(x_2^+, x_4^+) = \{f\}$. Hence, FSMs $\mathbb{M}(\mathbb{A}^1)$ and $\mathbb{M}(\mathbb{A}^2)$ are bisimilar. On the other hand, it is easy to see that FSM M_4 is bisimilar to no FSM M_i , $i = 1, 2, 3$. Hence, \mathbb{A}^1 and \mathbb{A}^2 are not compositionally bisimilar.

Theorem 4.2 can be used to reduce the size of AFSMs as follows. Given \mathbb{A} , we recall that $\mathbf{M}_{\min}(\mathbb{M}(\mathbb{A}))$ denotes the minimal bisimilar FSM of $\mathbb{M}(\mathbb{A})$ and $\mathbf{A}_{\min}(\mathbb{A})$ denotes the minimal compositionally bisimilar AFSM of \mathbb{A} .

Corollary 4.4. $\mathbf{M}_{\min}(\mathbb{M}(\mathbb{A})) \cong^{iso} \mathbf{M}_{\min}(\mathbb{M}(\mathbf{A}_{\min}(\mathbb{A})))$.

Proof. By definition of \mathbf{M}_{\min} , $\mathbf{M}_{\min}(\mathbb{M}(\mathbb{A})) \cong \mathbb{M}(\mathbb{A})$ and $\mathbb{M}(\mathbf{A}_{\min}(\mathbb{A})) \cong \mathbf{M}_{\min}(\mathbb{M}(\mathbf{A}_{\min}(\mathbb{A})))$. Since \mathbb{A} and $\mathbf{A}_{\min}(\mathbb{A})$ are compositionally bisimilar, by Theorem 4.2, $\mathbb{M}(\mathbb{A}) \cong \mathbb{M}(\mathbf{A}_{\min}(\mathbb{A}))$. Hence:

$$\begin{aligned} \mathbf{M}_{\min}(\mathbb{M}(\mathbb{A})) &\cong \mathbb{M}(\mathbb{A}) \cong \mathbb{M}(\mathbf{A}_{\min}(\mathbb{A})) \\ &\cong \mathbf{M}_{\min}(\mathbb{M}(\mathbf{A}_{\min}(\mathbb{A}))). \end{aligned}$$

By the transitivity property of bisimulation equivalence, the above chain of bisimulation equivalences implies $\mathbf{M}_{\min}(\mathbb{M}(\mathbb{A})) \cong \mathbf{M}_{\min}(\mathbb{M}(\mathbf{A}_{\min}(\mathbb{A})))$ which, by Lemma 2.6, concludes the proof. \square

The above result suggests a method to use compositional bisimulation for complexity reduction of AFSMs, which we summarize in the following algorithm:

- Compute the relation $\mathbb{R}^*(\mathbb{A}, \mathbb{A})$.
- Compute the quotient $\mathbf{A}_{\min}(\mathbb{A})$.
- Expand the AFSM $\mathbf{A}_{\min}(\mathbb{A})$ to the FSM $\mathbb{M}(\mathbf{A}_{\min}(\mathbb{A}))$.
- Compute the relation $R^*(\mathbb{M}(\mathbf{A}_{\min}(\mathbb{A})), \mathbb{M}(\mathbf{A}_{\min}(\mathbb{A})))$.
- Compute the quotient $\mathbf{M}_{\min}(\mathbb{M}(\mathbf{A}_{\min}(\mathbb{A})))$.

The benefits from the use of this algorithm are quantified in the next section, through a computational complexity analysis, and illustrated in Section 6 through an example in the context of systems biology.

4.2. Computation and complexity analysis. The semantics of an AFSM is different from the semantics of an FSM because vertices of the first correspond to FSMs that interact concurrently, while states of the second can be viewed as static processes that interact sequentially. Syntax of AFSMs instead, can be reformulated in terms of syntax of FSMs. Consider a pair of AFSMs $\mathbb{A}^j = (\mathbb{V}^j, \mathbb{E}^j)$ ($j = 1, 2$) and define the tuple:

$$(4.6) \quad M_{\mathbb{A}^j} = (X_{\mathbb{A}^j}, X_{\mathbb{A}^j}^0, U_{\mathbb{A}^j}, Y_{\mathbb{A}^j}, H_{\mathbb{A}^j}, \Delta_{\mathbb{A}^j}),$$

where:

- $X_{\mathbb{A}^j} = \mathbb{V}^j$;
- $X_{\mathbb{A}^j}^0 = \mathbb{V}^j$;
- $U_{\mathbb{A}^j} = \emptyset$;
- $Y_{\mathbb{A}^j} = \mathbb{V}^1 \cup \mathbb{V}^2$;
- $H_{\mathbb{A}^j} : X_{\mathbb{A}^j} \rightarrow Y_{\mathbb{A}^j}$ is so that $H_{\mathbb{A}^j}(M_i) = H_{\mathbb{A}^{j'}}(M_k)$ for $j, j' \in \{1, 2\}$ if and only if $M_i \cong M_k$;
- $\Delta_{\mathbb{A}^j} \subseteq X_{\mathbb{A}^j} \times 2^{U_{\mathbb{A}^j}} \times X_{\mathbb{A}^j}$, so that $M_i \xrightarrow[\Delta_{\mathbb{A}^j}]{\emptyset} M_k$, if $(M_i, M_k) \in \mathbb{E}^j$.

The syntax of the tuple in (4.6) is the same as the one of FSMs from which, the following result holds.

Proposition 4.5. *Consider a pair of AFSMs \mathbb{A}^1 and \mathbb{A}^2 . Then $\mathbb{A}^1 \cong_c \mathbb{A}^2$ if and only if $M_{\mathbb{A}^1} \cong M_{\mathbb{A}^2}$.*

Proof. Direct consequence of definition of $M_{\mathbb{A}^i}$, Definition 2.4 and Definition 4.1. \square

The above result reduces the check of compositional bisimulation equivalence between AFSMs \mathbb{A}^i to the check of ordinary bisimulation equivalence between FSMs $M_{\mathbb{A}^i}$, for which existing algorithms (see e.g. [PT87, DPP04, Hop71]) can be used.

We conclude this section by discussing computational complexity in checking compositional bisimulation. We recall that the size of an FSM $M = (X, X_0, U, Y, H, \Delta)$ is defined by

$$|M| = |X| + |U| + |Y| + |\Delta|.$$

The size of an AFSM $\mathbb{A} = (\mathbb{V}, \mathbb{E})$ is defined by

$$|\mathbb{A}| = |\mathbb{V}| + |\mathbb{E}| + \sum_{M_i \in \mathbb{V}} |M_i|.$$

Proposition 4.6. *Space complexity in checking compositional bisimulation between AFSMs \mathbb{A}^1 and \mathbb{A}^2 is $O(|\mathbb{A}^1| + |\mathbb{A}^2|)$.*

Proof. The proof is a direct consequence of Definition 4.1 and Proposition 4.5. \square

Proposition 4.7. *Time complexity for checking compositional bisimulation between AFSMs $\mathbb{A}^1 = (\mathbb{V}^1, \mathbb{E}^1)$ and $\mathbb{A}^2 = (\mathbb{V}^2, \mathbb{E}^2)$ is $O((|\mathbb{V}^1| + |\mathbb{V}^2|)^2 \log(|\mathbb{V}^1| + |\mathbb{V}^2|))$.*

Proof. Set $N_1 = |\mathbb{V}^1|$ and $N_2 = |\mathbb{V}^2|$. From the results established in [PT87], time complexity needed in checking bisimulation equivalence between a pair of FSMs M_1 and M_2 is given by:

$$\mathbb{O}(M_i^1, M_j^2) = O(|\Delta_i^j| + |\Delta_j^i|) \log(|X_i^j| + |X_j^i|).$$

By Proposition 4.5, checking compositional bisimulation between \mathbb{A}^1 and \mathbb{A}^2 reduces to: (1) construct FSMs $M_{\mathbb{A}^1}$ and $M_{\mathbb{A}^2}$ and, (2) check if $M_{\mathbb{A}^1} \cong M_{\mathbb{A}^2}$. Regarding (1), time complexity effort reduces to the one of defining functions $H_{\mathbb{A}^1}$ and $H_{\mathbb{A}^2}$ which amounts to

$$(4.7) \quad \sum_{i,j=1,2,\dots,N^1+N^2} \mathbb{O}(M_i^1, M_j^2) \sim O((N_1 + N_2)^2).$$

Regarding (2), time complexity of checking $M_{\mathbb{A}^1} \cong M_{\mathbb{A}^2}$ is given by

$$(4.8) \quad \begin{aligned} \mathbb{O}(M_{\mathbb{A}^1}, M_{\mathbb{A}^2}) &= O(|\Delta_{\mathbb{A}^1}| + |\Delta_{\mathbb{A}^2}|) \log(|X_{\mathbb{A}^1}| + |X_{\mathbb{A}^2}|) \\ &\sim O((N_1 + N_2)^2 \log(N_1 + N_2)). \end{aligned}$$

Since the term in (4.8) is dominant on the term in (4.7), the result follows. \square

5. REGULATION OF GENE EXPRESSION IN *E. coli*

Several mathematical models have been proposed in the control systems' and computer science literature to model genetic regulatory systems, see e.g. [Jon02], and the references therein. We recall directed and undirected graphs, bayesian, boolean and generalized logical networks in the class of discrete systems, and nonlinear, piecewise-linear, qualitative, partial differential equations in the class of continuous systems. Stochastic hybrid systems have been proposed in [JHS⁺08]. These models can be broadly classified along two orthogonal mathematical paradigms: (i) discrete, vs. continuous, vs. hybrid models; (ii) deterministic, vs. non-deterministic, vs. stochastic models. AFSMs fall in the class of discrete non-deterministic systems. An exhaustive comparison of AFSMs with the aforementioned models is out of the scope of this section. We only mention that the discrete systems proposed in the literature well capture the network of the genes but lack in modeling the dynamics of each gene. In the following we show that AFSMs are appropriate to describe both the genes' network and the dynamics of each gene. Moreover, we show that the notion of compositional bisimulation can lead to a sensible reduction in the size of the proposed model.

We consider the genetic regulatory system of the single-celled bacterium *Escherichia Coli* (*E. coli*). In the sequel we only report basic facts about this regulatory system; the interested reader can refer to e.g. [LNC93, Rus02, Alo07] for more details. *E. coli* is a single-celled bacterium with a few million of proteins.

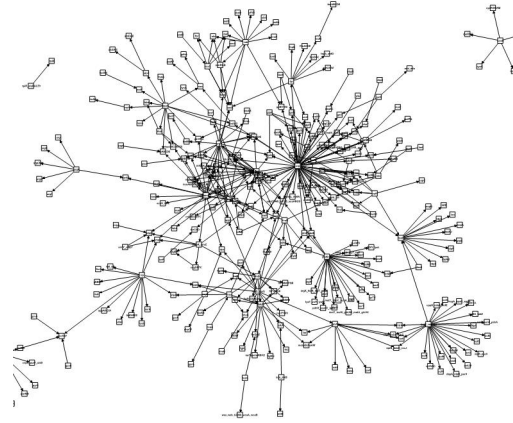


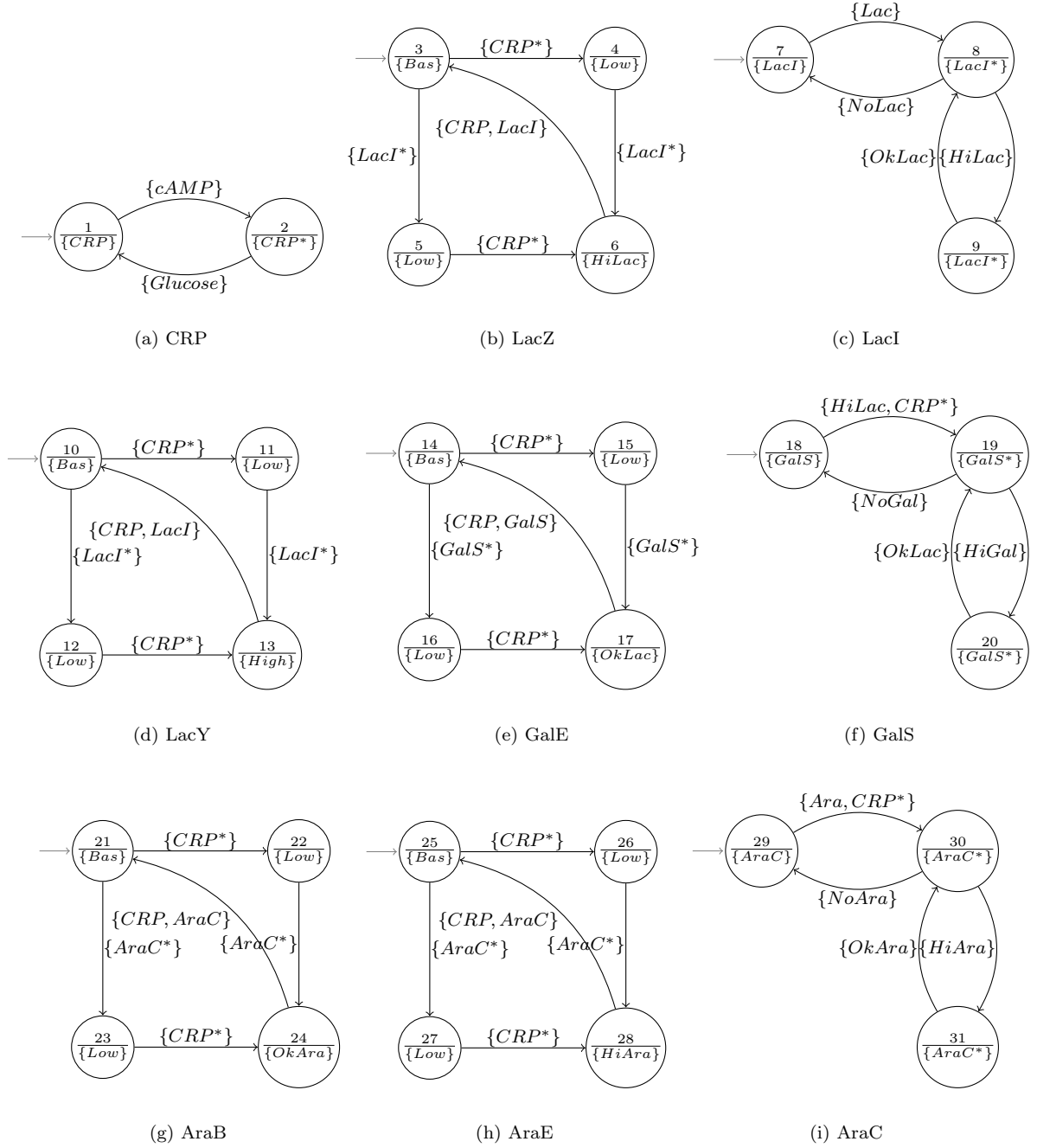
FIGURE 4. A transcription network that represent about 10% of the transcription interactions in the bacterium *E. coli*.

During its life *E. coli* encounters situations in which production of proteins is required. Each protein is produced by its gene. Each gene is a double strand of the Deoxyribonucleic acid (DNA) which encodes the information needed for the production of a specific protein. The transcription of a gene is the process by which Ribonucleic acid (RNA) polymerase produces messenger RNA (mRNA) corresponding to the sequence of genetic code. The mRNA is then translated into a protein that is known as gene product. The genes whose activity is controlled in response to the needs of the cell, are called regulated genes. Regulated genes require special proteins called effectors or inducers which implement a kind of induction in the target gene. These proteins can bind to DNA and promote RNA transcription. When extracellular stimuli are perceived, such effectors promote RNA transcription and thus protein translation, as requested. Figure 4 describes a transcription network, representing about 10% of the transcription interactions in *E. coli*. Each node represents a gene. An edge (X,Y) indicates that the transcription factor encoded in X regulates operon Y.

E. coli grows in moist soil containing salts which include a source of nitrogen, and a carbon source as glucose. The energy needed for biochemical reactions in *E. coli* is derived from the metabolism of glucose and other secondary sugars including lactose, galactose and arabinose. For simplicity, in the following we focus on (only) the metabolic regulation of lactose, galactose and arabinose, see e.g. [Rus02, LNC93, Alo07]. When lactose is the sole source of carbon in the soil, three proteins are synthesized, which are necessary to metabolize lactose:

- β -galactosidase (LacZ). This enzyme catalyzes splitting of lactose into glucose and galactose and catalyzes isomerization of lactose to allolactose.
- Lactose permease (LacY). It is located in the cytoplasmic membrane of *E. coli* and is needed for the active transport of lactose into the cell.
- Transacetylase (LacA). This enzyme modifies toxic molecules of lactose to facilitate their removal from the cell.

When glucose is present, on average, only three molecules of β -galactosidase are present in the cell. This is because the genes of the three proteins are repressed by a protein encoded by gene LacI. After entering into the cell, lactose is converted into allolactose through a biochemical reaction that is catalyzed by one of the few copies of β -galactosidase. Then, allolactose binds to repressor LacI and after its dissociation, genes LacZ, LacY and LacA are expressed, thus producing a 1000-fold increase in the concentration of β -galactosidase. As already mentioned, for lactose to be metabolized, two conditions are needed: presence of lactose and absence of glucose. The latter is perceived by the cell via the cyclic adenosine monophosphate (cAMP) that is a molecule whose concentration is inversely proportional to that of glucose. This molecule acts as a coactivator in respect of an activator protein, called cAMP receptor protein (CRP). When glucose is absent, the cAMP-CRP complex binds to a specific site near the promoter of the genes for LacZ, LacY and LacA and increases

FIGURE 5. FSMs modeling proteins involved in the AFSM \mathbb{A} .

50 times the transcription of their mRNA. Metabolic regulation of lactose can be formalized as an AFSM (see Figure 6 (Left Panel)) which involves proteins CRP, LacI, LacZ, LacY and LacA. We start by describing the FSM modeling the protein complex CRP–cAMP (Figure 5(a)). Complex CRP–cAMP switches from the inactive state 1 to the active state 2 when input $\{cAMP\}$, signaling absence of glucose, is perceived. As soon as glucose is perceived by the cell, the FSM switches to the initial state 1. Similarly we can represent the

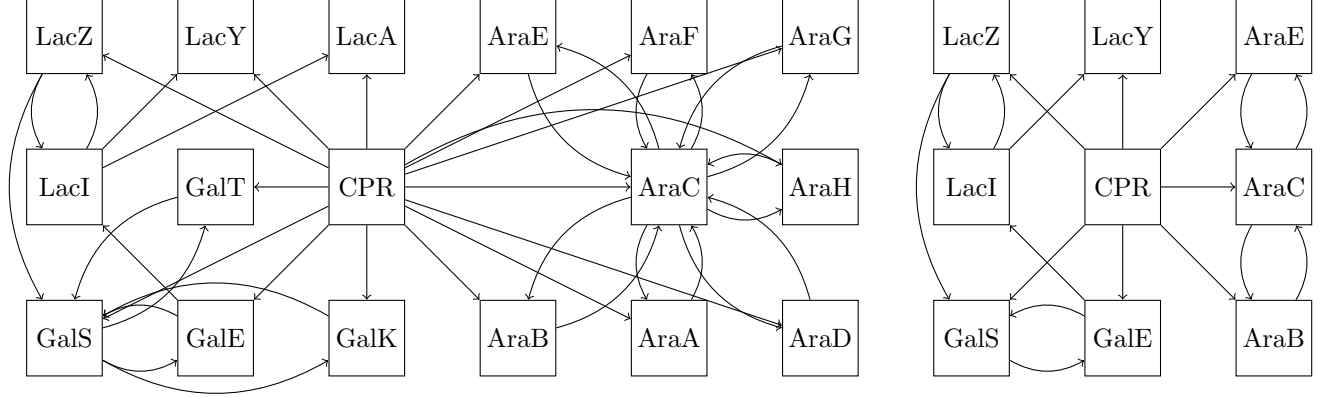


FIGURE 6. AFSM \mathbb{A} in the left panel and the minimal AFSM $\mathbf{A}_{\min}(\mathbb{A})$ in the right panel.

evolution of protein LacI. The corresponding FSM is depicted in Figure 5(c). It consists of three states: state 7, modeling that the protein is disabled, state 8, modeling activation of the protein, and state 9 modeling high activation of the protein. Transcribed proteins LacZ and LacY are illustrated in Figures 5(b)(d). We do not report the FSM of LacA because the mechanism by which LacA reacts to external stimuli is the same as the one of LacY; hence, we suppose $LacY \cong LacA$. If regulator proteins CRP and LacI are disabled, proteins LacZ and LacY are in their basal states 3 and 10, respectively. Both LacZ and LacY switch from states 3 and 10 to low transcription states 4, 5 and respectively 11, 12 if only one of proteins CRP and LacI are activated or equivalently, if either CRP is in state 2 or LacI is in state 8. Finally, LacZ and LacY switch to high transcription states 6 and 13 if both CRP and LacI are in states 2 and 8, respectively. Moreover, when LacZ is in state 6, it induces a transition in LacI from state 8 (modeling activation of protein LacI) to state 9 (modeling high activation of protein LacI).

The regulatory mechanism for the production of proteins capable of recruiting galactose and arabinose is similar to that of lactose. In particular, the galactose system involves proteins GalS, GalE, GalT, GalK. Figures 5(e)(f) reports FSM modeling of GalE and GalS respectively. FSMs of proteins GalT and GalK are not reported because the mechanism by which proteins GalT and GalK react to external stimuli is the same as the one of GalE, from which we assume $GalE \cong GalT \cong GalK$. The arabinose system involves proteins AraA, AraB, AraC, AraD, AraE, AraF, AraG and AraH. Figures 5(g)(h)(i) reports FSM modeling of AraB, AraE and AraC respectively. FSMs of proteins AraA, AraC, AraD, AraF and AraG are not reported because the external behavior of proteins AraE, AraF, AraG and AraH can be considered as equivalent, which implies $AraE \cong AraF \cong AraG \cong AraH$; similarly, the external behavior of proteins AraB, AraA and AraD can be considered as equivalent, which implies $AraB \cong AraA \cong AraD$. The obtained AFSM \mathbb{A} is reported in Figure 6 (left panel).

We conclude this section by computing the minimal bisimilar FSM of $\mathbf{M}(\mathbb{A})$ through the algorithm illustrated in Section 4.1:

- The relation $\mathbb{R}^*(\mathbb{A}, \mathbb{A})$ has been computed and the induced equivalence classes are: $\{AraC\}$, $\{CPR\}$, $\{GalS\}$, $\{LacZ\}$, $\{LacI\}$, $\{LacY, LacA\}$, $\{GalE, GalT, GalK\}$, $\{AraA, AraB, AraD\}$ and $\{AraE, AraF, AraG, AraH\}$.
- The quotient $\mathbf{A}_{\min}(\mathbb{A})$ has been computed and is illustrated in Figure 6 (right panel).
- By expanding $\mathbf{A}_{\min}(\mathbb{A})$ the FSM $\mathbf{M}(\mathbf{A}_{\min}(\mathbb{A}))$ is obtained, which consists of 55,296 states.
- The relation $R^*(\mathbf{M}(\mathbf{A}_{\min}(\mathbb{A})), \mathbf{M}(\mathbf{A}_{\min}(\mathbb{A})))$ is the identity relation.
- The quotient $\mathbf{M}_{\min}(\mathbf{M}(\mathbf{A}_{\min}(\mathbb{A})))$ coincides with $\mathbf{M}(\mathbf{A}_{\min}(\mathbb{A}))$.

The above computations required to run bisimulation algorithms on the collection of FSMs M_i composing \mathbb{A} , whose sets of states sum up to 35 states, and the FSM $M_{\mathbb{A}}$ induced by \mathbb{A} , whose states are 17. A naive

approach to compute $\mathbf{M}_{\min}(\mathbf{M}(\mathbb{A}))$, would apply bisimulation algorithms directly to $\mathbf{M}(\mathbb{A})$, which is composed of 4,831,838,208 states.

6. CONCLUSION

In this paper we introduced the class of Arenas of Finite State Machines. We also proposed the notion of compositional bisimulation that provides a method to assess bisimulation equivalence between AFSMs, without the need of expanding them to the corresponding FSMs and hence, without incurring in the state explosion problem. Future research direction is two-fold. From the theoretical point of view, we will focus on generalizations of the results presented here to non-flat systems exhibiting more general compositional features, as both parallel and sequential composition. From the point of view of the systems' biology application that we proposed, we will investigate the use of AFSMs for the formal analysis of such systems.

Acknowledgement: The authors thank Alberto Sangiovanni Vincentelli, Davide Pezzuti, Pasquale Palumbo and Letizia Giampietro for fruitful discussions on the topics of this paper.

REFERENCES

- [AHL00] R. Alur, Thomas A. Henzinger, G. Lafferriere, and G.J. Pappas. Discrete abstractions of hybrid systems. *Proceedings of the IEEE*, 88:971–984, 2000.
- [AKY99] R. Alur, S. Kannan, and M. Yannakakis. Communicating hierarchical state machines. In *Computer Science Automata, Languages and Programming*, volume 1644 of *Lecture Notes in Computer Science*, pages 169–178. Springer Verlag, 1999.
- [Alo07] U. Alon. *An Introduction to Systems Biology: Design Principles of Biological Circuits*. Chapman and Hall/CRC Press, 2007.
- [And00] G.R. Andrews. *Foundations of Multithreaded, Parallel, and Distributed Programming*. Addison-Wesley, 2000.
- [AY01] R. Alur and M. Yannakakis. Model checking of hierarchical state machines. *ACM Transactions on Programming Languages and Systems*, 23(3):273–303, 2001.
- [BG01] D. Bustan and O. Grumberg. Modular Minimization of Deterministic Finite-State Machines. In *6th International Workshop on Formal Methods for Industrial Critical Systems*, volume 6, pages 163–178, Paris, France, December 2001.
- [BH06] C. Belta and L.C.G.J.M. Habets. Controlling a class of nonlinear systems on rectangles. *IEEE Transactions of Automatic Control*, 51(11):1749–1759, 2006.
- [CGP99] E.M. Clarke, O. Grumberg, and D. Peled. *Model Checking*. MIT Press, 1999.
- [CL99] C.G. Cassandras and S. Lafortune. *Introduction to Discrete Event Systems*. Kluwer Academic Publishers, 1999.
- [DPP04] A. Dovier, C. Piazza, and A. Policriti. An efficient algorithm for computing bisimulation. *Theoretical Computer Science*, 311(1–3):221–256, 2004.
- [GPT10] A. Girard, G. Pola, and P. Tabuada. Approximately bisimilar symbolic models for incrementally stable switched systems. *IEEE Transactions of Automatic Control*, 55(1):116–126, January 2010.
- [Har87] D. Harel. Statecharts: A visual formalism for complex systems. *Science of Computer Programming*, 8:231–274, 1987.
- [Hop71] J.E. Hopcroft. An $n \log(n)$ algorithm for minimizing states in a finite automaton. In Z. Kohavi and A. Paz, editors, *Theory of Machines and Computations*. Academic Press, New York, 1971.
- [JHS⁺08] A.A. Julius, A. Halasz, M.S. Sakar, H. Rubin, V. Kumar, and G.J. Pappas. Stochastic Modeling and Control of Biological Systems: The Lactose Regulation System of Escherichia Coli. *IEEE Transactions on Automatic Control*, 53:51–65, 2008. Special Issue on Systems Biology.
- [Jon02] H. De Jong. Modeling and simulation of genetic regulatory systems: A literature review. *Journal of computing biology*, 9(1):67–103, 2002.
- [LNC93] A.L. Lehninger, D.L. Nelson, and M.M Cox. *Principles of biochemistry*. Worth, New York, 1993.
- [LS00] F. Laroussinie and P. Schnoebelen. The state explosion problem from trace to bisimulation equivalence. In *Foundations of Software Science and Computation Structures*, volume 1784 of *Lecture Notes in Computer Science*, pages 192–207. Springer Verlag, 2000.
- [Mil89] R. Milner. *Communication and Concurrency*. Prentice Hall, 1989.
- [Moo56] E.F. Moore. Gedanken-experiments on sequential machines. In C.E. Shannon and J. Mc-Carthy, editors, *Annals of Mathematics Studies*, volume 34 of *Automata Studies*, pages 129–153. Princeton University Press, Princeton, NJ, 1956.
- [Par81] D.M.R. Park. Concurrency and automata on infinite sequences. volume 104 of *Lecture Notes in Computer Science*, pages 167–183, 1981.
- [PDD11] G. Pola, M.D. Di Benedetto, and E. De Santis. A compositional approach to bisimulation of arenas of finite state machines. In *18th IFAC World Congress*, Milan, August 28 – September 2, 2011. To Appear.

- [PT87] R. Paige and R.E. Tarjan. Three partition refinement algorithms. *SIAM Journal on Computing*, 16(6):987–989, 1987.
- [Rab97] A. Rabinovich. Complexity of equivalence problems for concurrent systems of finite agents. *Information and Computation*, 139(2):111–129, 1997.
- [Rus02] P.J. Russell. *I-Genetica*. Edises, 2002.
- [SJ09] Z. Sawa and P. Janar. Hardness of equivalence checking for composed finite-state systems. *Acta Informatica*, 46(3):169–191, 2009.
- [Tab09] P. Tabuada. *Verification and Control of Hybrid Systems: A Symbolic Approach*. Springer, 2009.
- [vG90] R.J. van Glabbeek. The linear time–branching time spectrum. In *CONCUR '90 Theories of Concurrency: Unification and Extension*, volume 458 of *Lecture Notes in Computer Science*, pages 278–297. Springer Verlag, 1990.

¹ DEPARTMENT OF ELECTRICAL AND INFORMATION ENGINEERING, CENTER OF EXCELLENCE DEWS, UNIVERSITY OF L'AQUILA, POGGIO DI ROIO, 67040 L'AQUILA, ITALY

E-mail address: {giordano.pola,mariadomenica.dibenedetto,elena.desantis}@univaq.it