

Hybrid Models of Step Bunching: LW2MM and MM2LW

Diana Staneva, Bogdan Rangelov, Vesselin Tonchev,

Institute of Physical Chemistry, Bulgarian Academy of Sciences, 1113 Sofia, Bulgaria

Abstract. We introduce two *hybrid* models of step bunching. Their equations for step velocity are constructed by the two possible exchanges of terms between the equations of two *primary* models – MM2 and LW2 [arXiv:1011.1863v1], both showing the specific type of bunching with interstep distance(s) in the bunch independent of the number of steps N in it. This feature is preserved only in LW2MM (the first term comes from LW2 and the second one - from MM2) but in a rather complex fashion – the surface slope is largest in the both ends of the bunch and after a sharp decrease jumps again to become constant in the inner part with minimal inter-step distance l_{\min} independent of the number of step in the bunch N . We restrict our considerations to the simplest case of $p = 0$, p being the exponent in the destabilizing term in the velocity equations. The time-scaling exponent of N in LW2MM is $\sim 1/3$ as found already in MM2 and is independent of n , the exponent in the stabilizing term of the velocity equations. MM2LW shows an interesting type of step bunching – some bunches grow to a certain size and then decay emitting steps towards the two adjacent bunches. Additionally, there is a pronounced bunch compression with the increase of N .

Introduction. Vicinal crystal surfaces are result of the discreteness of the matter – only few high symmetric (low-index) crystal surfaces are free of mono-atomic steps while the arbitrary cuts result in regular stairways on the atomic length scale. They are at present a subject of significant research efforts since the technologically important growth mode, so called 'step flow growth', is realized through the attachment of single atoms to the mono-atomic steps. Thus it is important to preserve the equidistant step arrangement and a phenomenon with an opposite effect is the so called step bunching – due to various reasons of both kinetic and thermodynamic nature the steps could collect in groups leaving large areas between the groups free of steps. Recently the bunched surfaces are becoming a subject of technological importance of its own as a nano-template for different growth strategies [1]. The interest in studying step bunching on vicinal crystal surfaces was boosted by the observation of the phenomenon on Si(111)-vicinals [2]. Since then numerous studies were reported in the three main research directions – experimental, theoretical and numerical, and remarkable exchange and mutual challenges took place. So far, two rather general types of step bunching could be identified according to the behavior of the average (minimal) inter-step distance in the bunch l_b (l_{\min}) with the increase of the number of steps N in it: both distances decrease with N (B1-type)[3]; the distances are independent of N (B2-type)[4]. The 'classical' mechanisms of step bunching, including electromigration and Ehrlich-Schwoebel effect, result in B1-type while (emerging) step-step attraction results in the B2-type. The quest for new models, being one of the signs for the maturity of the field, is dictated by several reasons besides the main one – to explain and predict better the

experimental observations. Another important stimulus is the development of general picture of step bunching in terms of universality classes [5].

Recently [6] we reported numerical results from two generalized models both generating B2-type step bunches. The equations of these models are constructed from terms identical in form but with presumably different values of the parameters in them. These models were shown to be distinguished only by the value of the exponent β in the time-scaling of N .

The models. We construct their equations for step velocity from terms taken crosswise from the two primary models MM2 and LW2 [6]:

$$\frac{dx_i}{dt} = -K \left[\left(\frac{l}{\Delta x_i} \right)^{p+1} - \left(\frac{l}{\Delta x_{i+1}} \right)^{p+1} \right] + U(2f_i - f_{i-1} - f_{i+1}) \quad (\text{MM2LW})$$

and:

$$\frac{dx_i}{dt} = -K(2g_i - g_{i-1} - g_{i+1}) + U \left[\left(\frac{l}{\Delta x_i} \right)^{n+1} - \left(\frac{l}{\Delta x_{i+1}} \right)^{n+1} \right] \quad (\text{LW2MM})$$

where

$g_i = \left(\frac{l}{\Delta x_i} \right)^{p+1} - \left(\frac{l}{\Delta x_{i+1}} \right)^{p+1}$ and $f_i = \left(\frac{l}{\Delta x_i} \right)^{n+1} - \left(\frac{l}{\Delta x_{i+1}} \right)^{n+1}$, K and U are parameters with dimension of velocity, l is the initial vicinal distance, and $\Delta x_i = x_i - x_{i-1}$ is the distance between the steps with number i and $i-1$.

Numerical results. In order to study the step bunching process we integrate numerically the equations of step velocity using a fourth order Runge-Kutta routine. Usually 3000 steps are included in the simulation. In both models there is only step rearrangement without translation of the mass center of the step system. Only LW2MM inherits from the primary models the B2-type of step bunching but in a rather complex fashion - the surface slope is largest in the both ends of the bunch (hence there appears the minimal inter-step distance in the bunch), then decreases inward and jumps again to a constant value in the inner part of the bunch, also independent of N , see Figure 1. MM2LW shows B1-type of step bunching with surface slope largest in the middle of the bunch [7] and decreasing symmetrically towards both ends of the bunch. Step trajectories in LW2MM are typical for B2-type with a bunch coalescence and without exchange of steps among the bunches. In MM2LW we observe an interesting dynamic effect – some bunches increase to a certain size and then decrease emitting single steps towards the two neighboring bunches, Figure 2, a phenomenon similar to the Ostwald ripening.

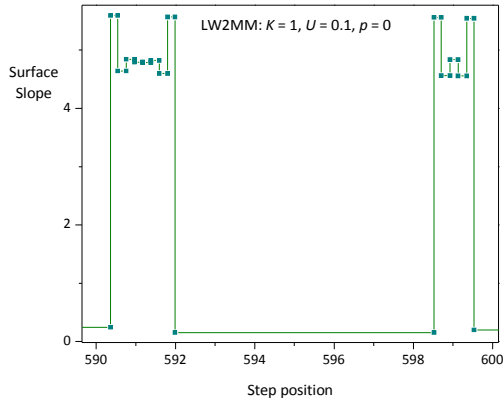


Figure 1. Surface slope from LW2MM, the higher slope correspond to the bunches, their width is proportional to the number of steps in a bunch. The inter-step distance is inversely proportional to the slope.

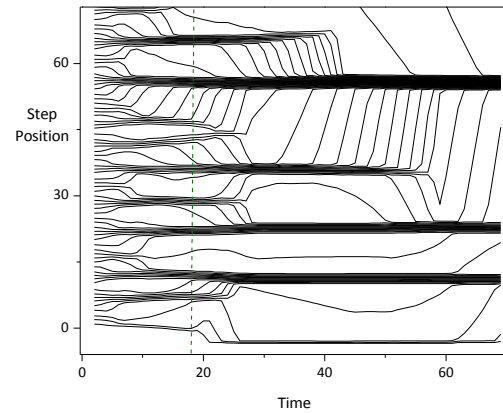


Figure 2. Step trajectories from MM2LW show the phenomenon of bunch decay – a bunch with certain size starts to emit single steps towards the two neighboring bunches until complete disappearance.

Further we reveal some quantitative aspects of the bunching process. For this analysis we employ two monitoring schemes as described in [8] to obtain the size-scaling of the minimal inter-step distance in the bunch, l_{\min} vs. N , and time-scaling of the average number of steps in the bunch N as well as of the overall minimal inter-step distance with time. Here we give a brief account of this numerical procedure. In monitoring scheme I (MS-I) we calculate the average number of bunches with the time step of the numerical integration. The statistics of bunches has in its basis an important quantity – the definition which inter-step distance is defined as a bunch one. We define it as a distance smaller than the initial, vicinal one. If two adjacent distances are less than the vicinal each they belong to the same bunch. The number of bunches is used to find the average bunch width, average bunch distance, etc. There is also an individual quantity monitored in MS-I – the smallest inter-step distance out of all distances. In the second monitoring scheme (MS-II) are collected data during whole calculation separately for every bunch size that will appear at any time and at the end of the calculation the collected quantities such as minimal inter-step distance, bunch width, etc., are averaged over the number of times the given bunch size appears.

The two schemes monitor different features of the bunching process but they give concurrent results for the dependencies that can be obtained in both schemes as shown in [8] for the bunch width vs. bunch size dependence. Here we show explicitly only the dependencies obtained for MM2LW, Figure 3 and Figure 4. As for LW2MM, it shows n -independent time-scaling of N with universal exponent $\sim 1/3$, and l_{\min} independent of N .

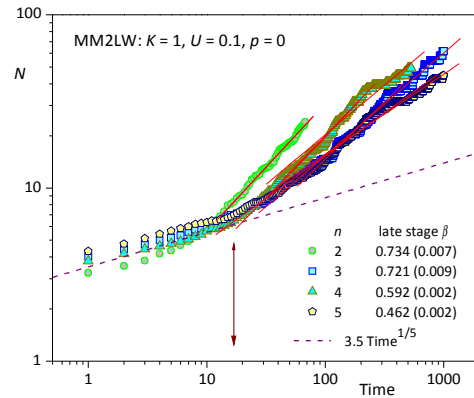
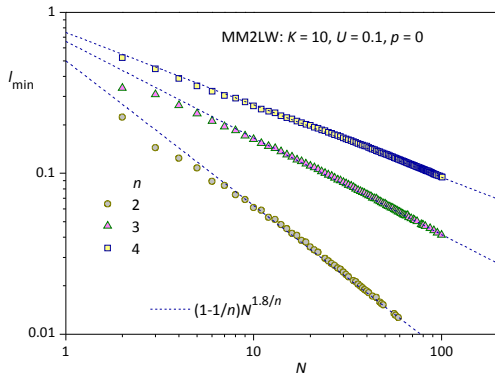


Figure 3. MM2LW, scaling of the minimal inter-step distance l_{\min} in the bunch with number of steps in the bunch N , monitoring scheme II (MS-II). Figure 4. MM2LW, time-scaling of the number of steps in the bunch N , monitoring scheme I (MS-I).

Conclusions. Two novel ‘hybrid’ models of (potentially) unstable step motion are constructed and the bunching process is studied for a particular set of parameters. Interesting and complex behavior was observed that deserves further analysis varying especially p , the exponent in the destabilizing term in the equations for step velocity. Our results are expected to stimulate the search of adequate continuum equations. We extend the basis for understanding in detail the role of the different terms that enter the model equations and their hidden interplay. It is a matter of further intensive studies to identify properly the universality classes to which belong the two models.

Acknowledgments. The authors acknowledge support from the IRC-CoSiM and MADARA Grants from the Bulgarian National Science Fund.

References

1. Berbezier, I. and Ronda, A. Surf. Sci. Rep. **64**, (2009) 47.
2. Latyshev, A. et al., Surf.Sci **213**, (1989) 157.
3. Stoyanov, S. and Tonchev, V., Phys. Rev. B **58**, (1998) 1590.
4. Tersoff, J. et al. Phys. Rev. Lett. **75**, (1995) 2730.
5. Pimpinelli, A. et al., Phys. Rev. Lett. **88**, (2002) 206103.
6. Staneva, D.,Rangelov, B., and Tonchev, V., Nanosci. and Nanotech. **10**, (2010) 11.
7. Krug, J. et al., Phys. Rev. B **71**, (2005) 045412.
8. Tonchev, V. et al., Eur. Phys. J. B **73**, (2010) 539.