

Specific Heat and Thermodynamic Critical Field for Calcium under the Pressure at 120 GPa

R. Szczechśniak, A.P. Durajski, M.W. Jarosik
Institute of Physics, Częstochowa University of Technology,
*Al. Armii Krajowej 19, 42-200 Częstochowa, Poland**
 (Dated: November 12, 2018)

The free energy difference between the superconducting and normal state for Calcium under the pressure at 120 GPa has been determined. The numerical calculations have been made in the framework of the imaginary axis Eliashberg approach. On the basis of the obtained results the specific heat in the superconducting $C^S(T)$ and normal $C^N(T)$ state, as well as, the thermodynamic critical field $H_C(T)$ have been obtained. It has been shown that the characteristic values of the considered thermodynamic quantities do not obey the BCS universal laws. In particular, $\Delta C(T_C)/C^N(T_C) = 2.48$ and $T_C C^N(T_C)/H_C^2(0) = 0.154$.

PACS numbers: 74.20.Fg, 74.25.Bt, 74.25.Ha

I. INTRODUCTION

The superconducting properties of Calcium under the high pressure (p) are intensively studied since 1981 (Dunn and Bundy) [1]. The pressure dependence of the critical temperature (T_C) has been determined by Yabuuchi *et al.* in 2006 [2]. The obtained results showed that T_C increases significantly with the increasing pressure from 3 K to 23 K for $p \in (58, 113)$ GPa. Above 113 GPa the grow of T_C is considerably slower and at 161 GPa the critical temperature reaches the maximum value, which is equal to 25 K. We notice that in the considered pressure region, Calcium shows the complicated structural phase transitions [2]-[5]. The proposed structural phase diagrams for Calcium the reader can find in [6].

In the presented paper we have calculated the free energy difference between the superconducting and normal state for Calcium under the pressure at 120 GPa ($T_C = 24$ K). Next, the specific heat and the thermodynamic critical field have been determined. The numerical analysis was based on the Eliashberg equations on the imaginary axis [7].

Let us pay attention that the Eliashberg approach extends the original idea of Bardeen, Cooper and Schrieffer [8], taking exactly into consideration the electron-phonon interaction. In the framework of the Eliashberg formalism, the strong coupling corrections to the BCS results are dependent on the value of the parameter $k_B T_C/\omega_{\text{ln}}$. The symbol ω_{ln} is called the logarithmic phonon frequency and $\omega_{\text{ln}} \equiv \exp\left[\frac{2}{\lambda} \int_0^{\Omega_{\text{max}}} d\Omega \frac{\alpha^2 F(\Omega)}{\Omega} \ln(\Omega)\right]$. For Calcium, the Eliashberg function ($\alpha^2 F(\Omega)$) has been calculated in the paper [9], the maximum phonon frequency (Ω_{max}) and the electron-phonon coupling constant (λ) are equal to 61.68 meV and 1.3 respectively. In the case of the BCS limit, the Eliashberg function is non-zero only for very high frequency, so that $k_B T_C/\omega_{\text{ln}} \rightarrow 0$. In Cal-

cium, value of the ratio $k_B T_C/\omega_{\text{ln}}$ is equal to 0.082. In this case the thermodynamic parameters can't be calculated exactly in the framework of the BCS model.

II. THE ELIASHBERG EQUATIONS

The Eliashberg equations on the imaginary axis can be written in the following form [7]:

$$\Delta_n Z_n = \frac{\pi}{\beta} \sum_{m=-M}^M \frac{K(n, m) - \mu^* \theta(\omega_c - |\omega_m|)}{\sqrt{\omega_m^2 + \Delta_m^2}} \Delta_m \quad (1)$$

and

$$Z_n = 1 + \frac{\pi}{\beta \omega_n} \sum_{m=-M}^M \frac{K(n, m)}{\sqrt{\omega_m^2 + \Delta_m^2}} \omega_m, \quad (2)$$

where the symbol $\Delta_n \equiv \Delta(i\omega_n)$ denotes the order parameter and $Z_n \equiv Z(i\omega_n)$ is the wave function renormalization factor; n -th Matsubara frequency is defined as: $\omega_n \equiv \frac{\pi}{\beta} (2n - 1)$, where $\beta \equiv 1/k_B T$. The electron-phonon pairing kernel $K(n, m)$ is given by:

$$K(n, m) \equiv 2 \int_0^{\Omega_{\text{max}}} d\Omega \frac{\Omega}{(\omega_n - \omega_m)^2 + \Omega^2} \alpha^2 F(\Omega). \quad (3)$$

In Fig. 1 we have presented the form of $K(n, m)$ for the positive Matsubara frequencies and the temperature 1.16 K. It is easy to notice that the pairing kernel is always positive and it achieves the strong maximum for $\omega_n = \omega_m$. The above result means, that Eqs. (1) and (2) can have the superconducting solution ($\Delta_n \neq 0$).

In the framework of the Eliashberg formalism, the depairing electronic interaction is described by the Coulomb pseudopotential: $\mu^* \equiv \mu \left[1 + \mu \ln\left(\frac{\omega_F}{\omega_D}\right)\right]^{-1}$, where μ is defined by: $\mu \equiv \rho(0) V_C$. The symbol $\rho(0)$ denotes the value of the electronic density of states at the Fermi energy and V_C is the Coulomb potential. The

*Electronic address: adurajski@wip.pcz.pl

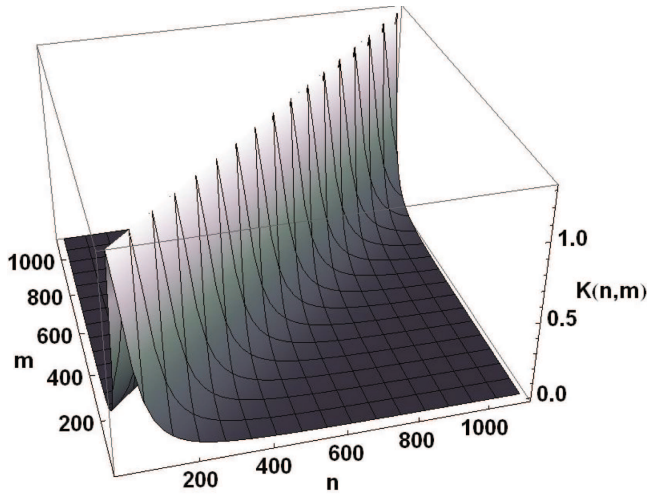


FIG. 1: The pairing kernel $K(n, m)$ as a function of the numbers n and m .

quantities ω_P and ω_D are the electronic plasma frequency and the Debye phonon frequency respectively [7]. We have calculated the value of the Coulomb pseudopotential in the paper [10]. The following result has been obtained: $\mu^* = 0.215$. Finally, Θ is the Heviside unit function and ω_c represents the cut-off frequency: $\omega_c = 3\Omega_{\max}$.

The Eliashberg equations have been solved for 2201 Matsubara frequencies ($M = 1100$) by using the method presented in [11] and [12]. In the considered case, the obtained Eliashberg solutions are stable for $T \geq 1.16$ K.

III. THE NUMERICAL RESULTS

The free energy difference between the superconducting and normal state (ΔF) for an interacting electron-phonon systems should be determined by using the expression [13]:

$$\frac{\Delta F}{\rho(0)} = -\frac{2\pi}{\beta} \sum_{n=1}^M \left(\sqrt{\omega_n^2 + \Delta_n^2} - |\omega_n| \right) \quad (4)$$

$$\times \left(Z_n^S - Z_n^N \frac{|\omega_n|}{\sqrt{\omega_n^2 + \Delta_n^2}} \right),$$

where Z_n^S and Z_n^N denote the wave function renormalization factors for the superconducting (S) and normal (N) state respectively. In Fig. 2 we have plotted the dependence of (ΔF) on the temperature. From the physical point of view, the negative values of ΔF prove that the superconducting state is stable to the critical temperature.

We notice that the knowledge of the function Z_n^S and Δ_n enables also the determination of the open form of the electronic self energy for the superconducting state ($\Sigma^S(n)$) [7]. In the framework of the Eliashberg formalism, $\Sigma^S(n)$ is represented by the 2×2 matrix. For the half-filled energy band, the diagonal elements of $\Sigma^S(n)$

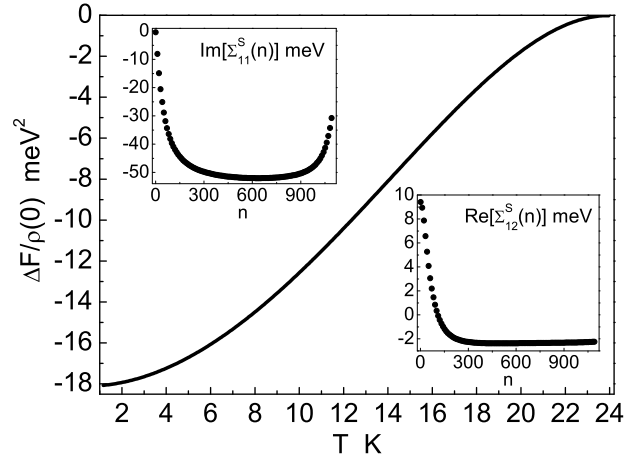


FIG. 2: The free energy difference between the superconducting and normal state as a function of the temperature. The insets show the diagonal and non-diagonal elements of the matrix self energy on the imaginary axis.

are imaginary and the non-diagonal elements are real. Additionally, it is occurring: $\Sigma_{11}^S(n) = \Sigma_{22}^S(n)$ and $\Sigma_{12}^S(n) = \Sigma_{21}^S(n)$. The dependence of $\text{Im}[\Sigma_{11}^S(n)]$ and $\text{Re}[\Sigma_{12}^S(n)]$ on the positive values of the number n is presented in the insets in Fig. 2. It is easy to see that the values of $\text{Im}[\Sigma_{11}^S(n)]$ can be relatively high in comparison with $\text{Re}[\Sigma_{12}^S(n)]$ and the considered function does not saturate for the large values of n . In the second case, we have found that $\text{Re}[\Sigma_{12}^S(n)]$ has approximately a form of the Lorenz function.

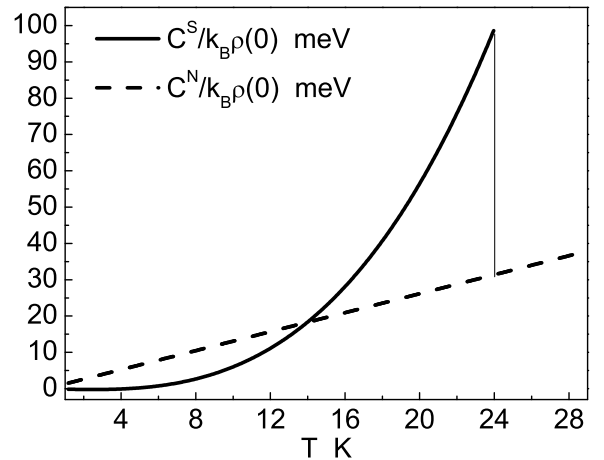


FIG. 3: The specific heat for the superconducting and normal state as a function of the temperature.

The difference in the specific heat between the superconducting and normal state ($\Delta C \equiv C^S - C^N$) should be calculated by using the expression: $\frac{\Delta C(T)}{k_B \rho(0)} = -\frac{1}{\beta} \frac{d^2[\Delta F/\rho(0)]}{d(k_B T)^2}$. On the other hand, the specific heat in

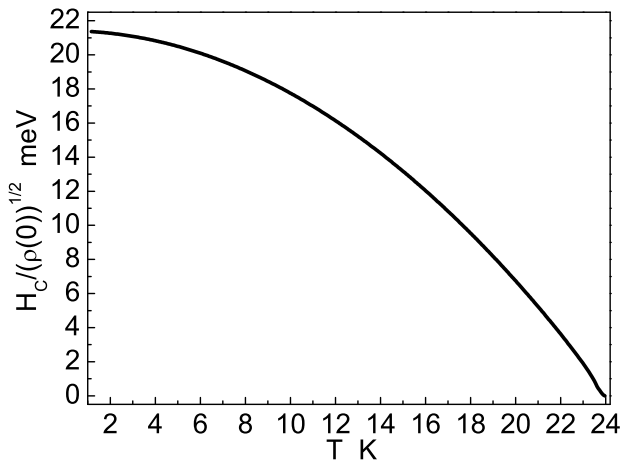


FIG. 4: The thermodynamic critical field as a function of the temperature.

the normal state can be obtained with the help of the formula: $\frac{C^N(T)}{k_B \rho(0)} = \frac{\gamma}{\beta}$, where the Sommerfeld constant is given by: $\gamma \equiv \frac{2}{3}\pi^2(1 + \lambda)$. The dependencies of the specific heats on the temperature have been presented in Fig. 3. It is easy to see that at low temperatures, the specific heat in the superconducting state is exponentially suppressed. For the higher temperatures C^S rapidly increases and the values of the specific heat in the superconducting state much exceed the values of C^N . At the critical temperature the characteristic jump has been marked by the vertical line.

Below we have calculated the values of the thermodynamic critical field (cgs units): $\frac{H_C}{\sqrt{\rho(0)}} = \sqrt{-8\pi[\Delta F/\rho(0)]}$. The temperature dependence of $H_C/\sqrt{\rho(0)}$ has been shown in Fig. 4.

The knowledge of the thermodynamic functions C^S ,

C^N and H_C enables the determination of the fundamental ratios:

$$r_1 \equiv \frac{\Delta C(T_C)}{C^N(T_C)} \quad \text{and} \quad r_2 \equiv \frac{T_C C^N(T_C)}{H_C^2(0)}, \quad (5)$$

where $H_C(0) \simeq H_C(T = 1.16K)$. For Calcium under the pressure at 120 GPa we have obtained: $r_1 = 2.48$ and $r_2 = 0.154$. Let us notice that the above results strongly differ from the canonical BCS predictions. In particular, $[r_1]_{\text{BCS}} = 1.43$ and $[r_2]_{\text{BCS}} = 0.168$ [8].

IV. CONCLUDING REMARKS

The imaginary axis Eliashberg equations for Calcium under the pressure at 120 GPa have been exactly solved in the paper. On the basis of the obtained results we have calculated the free energy difference between the superconducting and normal state by using the expression given by Bardeen and Stephen. Next, the specific heat for the superconducting and normal state, as well as, the critical field have been determined. It has been shown that the ratios between the characteristic values of the calculated thermodynamic functions strongly differ from the values predicted by the BCS model. In particular, $\Delta C(T_C)/C^N(T_C) = 2.48$ and $T_C C^N(T_C)/H_C^2(0) = 0.154$.

Acknowledgments

The authors wish to thank K. Dziliński for the creation of the excellent working conditions. All numerical calculations were based on the Eliashberg function for Calcium sent to us by: Z.P. Yin and W.E. Pickett for whom we are also very thankful.

-
- [1] K.J. Dunn, F.P. Bundy, Phys. Rev. B **24**, 1643 (1981).
 - [2] T. Yabuuchi, T. Matsuoka, Y. Nakamoto, K. Shimizu, J. Phys. Soc. Jpn. **75**, 083703 (2006).
 - [3] H. Olijnyk, W.B. Holzapfel, Phys. Lett. A **100**, 191 (1984).
 - [4] T. Yabuuchi, Y. Nakamoto, K. Shimizu, T. Kikegawa, J. Phys. Soc. Jpn. **74**, 2391 (2005).
 - [5] Y. Nakamoto, T. Yabuuchi, T. Matsuoka, K. Shimizu, K. Takemura, J. Phys. Soc. Jpn. **76**, 25 (2007).
 - [6] Y. Nakamoto, M. Sakata, K. Shimizu, Phys. Rev. B **81**, 140106(R) (2010).
 - [7] For discussion of the Eliashberg equations [originally formulated by G.M. Eliashberg, Soviet. Phys. JETP **11**, 696 (1960)] we refer to:
 - (a) J.P. Carbotte, Rev. Mod. Phys. **62**, 1027 (1990);
 - (b) J.P. Carbotte, F. Marsiglio, in: The Physics of Superconductors, edited by K.H. Bennemann, J.B. Ketterson, (Springer, Berlin, 2003), Vol 1, p. 223.
 - [8] (a) J. Bardeen, L.N. Cooper, J.R. Schrieffer, Phys. Rev. **106**, 162 (1957);
 - (b) J. Bardeen, L.N. Cooper, J.R. Schrieffer, Phys. Rev. **108**, 1175 (1957).
 - [9] Z.P. Yin, F. Gygi, W.E. Pickett, Phys. Rev. B **80**, 184515 (2009).
 - [10] R. Szcześniak, A.P. Durajski, send to: Supercond. Sci. Tech.
 - [11] R. Szcześniak, Acta Phys. Pol. A **109**, 179 (2006).
 - [12] R. Szcześniak, Solid State Commun. **138**, 347 (2006).
 - [13] J. Bardeen, M. Stephen, Phys. Rev. **136**, A1485 (1964).