

Borane Derivatives: A New Class as Super and Hyperhalogens

Biswarup Pathak¹, Devleena Samanta², Rajeev Ahuja^{1,3*}, and Puru Jena^{4*}

¹Condensed Matter Theory Group, Department of Physics and Astronomy, Uppsala University, Uppsala, Sweden 75121, ²Department of Chemistry, Virginia Commonwealth University, Richmond, VA 23284, USA, ³Applied Materials Physics, Department of Material Science and Engineering, KTH, Stockholm, Sweden 100 44, ⁴Department of Physics, Virginia Commonwealth University, Richmond, VA 23284, USA

To whom correspondence may be addressed. Email: pjena@vcu.edu and rajeev.ahuja@physics.uu.se

Super and hyperhalogens are a class of highly electronegative species whose electron affinities far exceed those of halogen atoms and are important to chemical industry as oxidizing agents, bio-catalysts, and building blocks of salts. Using Wade-Mingos rule well known for describing the stability of *closo*-boranes ($B_nH_n^{2-}$) and state of the art theoretical method we show that a new class of super and hyperhalogens, guided by this rule, can be formed by tailoring the size and composition of borane derivatives. Unlike conventional superhalogens which have a metal atom at the core surrounded by halogen atoms, the superhalogens formed using the Wade-Mingos rule do not have to have either halogen or metal atoms. We demonstrate this by using $B_{12}H_{13}$ and its isoelectronic cluster, $CB_{11}H_{12}$ as examples. We also show that while conventional superhalogens containing alkali atoms require at least two halogen atoms, only one borane-like moiety is sufficient to render $M(B_{12}H_{12})$ ($M=Li, Na, K, Rb, Cs$) clusters superhalogen properties. In addition, hyperhalogens can be formed by using the above superhalogens as building blocks. Examples include $M(B_{12}H_{13})_2$ and $M(C-B_{11}H_{12})_2$ ($M=Li - Cs$). This finding opens the door to an untapped source of superhalogens and weakly coordinating anions with potential applications.

Electron counting rules play an important role in describing the stability and chemistry of atoms and compounds. For example, the octet rule¹⁻², which states that an atom needs eight electrons to close its s and p shells, is responsible not only for the inertness of noble gas atoms but also for the reactivity of elements such as alkali metals and halogens. The 18-electron rule³⁻⁵, on the other hand, is mainly associated with compounds composed of transition metal atoms such as $\text{Cr}(\text{C}_6\text{H}_6)_2$ and $\text{Fe}(\text{C}_5\text{H}_5)_2$ where 18 electrons are needed to close s, p, and d shells. The stability of boranes ($\text{B}_n\text{H}_n^{2-}$)⁶, however, is governed by the Wade-Mingos rule⁷⁻¹⁰ which states that in polyhedral borane clusters with n vertices (n+1) pairs of electrons are needed for cage bonding. Here, the H atoms are radially bonded to the B atoms and two of the four electrons of the BH pair are tied up in n covalent bonds. This leaves 2n electrons of a B_nH_n polyhedral cluster for cage bonding. Since (2n+2) or (n+1) pairs of electrons are needed for stability, the dianions of B_nH_n are stable. This rule has recently been used for the focused discovery of numerous Al-H clusters with potential applications in hydrogen storage¹¹.

Stable negative ions can be formed by using these electron counting rules. The simplest example is that of a halogen atom which has s^2p^5 as its outermost orbital. Since only one electron is needed to satisfy the octet rule, the electron affinities of halogen atoms are high. Indeed, the electron affinity of Cl, namely, 3.6 eV, is the highest in the periodic table. Considerable research¹²⁻³¹ over the past three decades has demonstrated that the octet rule can be used to design and synthesize clusters or molecules with electron affinities far exceeding that of Cl by decorating a metal atom with halogen atoms. These highly electronegative molecules are known as superhalogens. Similarly, the 18-electron rule has been used to show that clusters composed of only metal atoms, such as $\text{M}@\text{Au}_{12}$ (M=V, Nb, Ta) clusters can form superhalogens³². It has also been demonstrated that clusters without halogen atoms (such as MH_n)^{33,34} or without metal

atoms (such as H_nF_{n+1})³⁵ can behave as superhalogens. In this paper we show that an entirely new class of superhalogens can be created by using the Wade-Mingos rule without the benefit of either a metal or a halogen atom. In addition, hyperhalogens³⁶ can also be created with these superhalogens as building blocks. This finding extends the pool of highly electronegative ions which play an important role in chemical industry.

Superhalogens: A conventional superhalogen has the formula MX_{n+1} where n is the maximal valence of the metal atom M and X represents a halogen atom¹². The electron affinities of MX_{n+1} clusters are larger than those of X atoms since the extra electron is distributed over $(n+1)$ X atoms. However, our prime target is to demonstrate that Wade-Mingos rule can also be used to predict new superhalogens. We show this by performing a systematic study based on density functional theory, focusing on borane derivatives. We note that while $B_nH_n^{2-}$ clusters for $n \leq 11$ are unstable against auto ejection of the second electron³⁷⁻³⁸, but $B_{12}H_{12}^{2-}$ is *stable*. In other words, the total energy of $B_{12}H_{12}^{2-}$ is lower than that of $B_{12}H_{12}^-$. When one hydrogen atom is added to $B_{12}H_{12}$, this can only bind on the bridge site forming a 2-electron 3-center bond or cap a polar face of the cluster forming a 2-electron 4-center bond. In either case, the electron associated with this extra hydrogen atom would be contributed to the cage bonding. Since $B_{12}H_{13}$ cluster is isoelectronic with $B_{12}H_{12}^-$ it would require only one electron to satisfy the Wade-Mingos rule for stability. Consequently, the electron affinity of $B_{12}H_{13}$ cluster should be higher than that of a halogen atom, making it a candidate for a superhalogen. Similarly, consider the case of carboranes. These are created by replacing one or more of the B atoms with C. For example, it is legitimate to expect that $CB_{11}H_{12}$ which is isoelectronic with $B_{12}H_{13}$, may also be a superhalogen. One can also imagine that $M(B_{12}H_{12})$ ($M=Li, Na, K, Rb, Cs$) clusters could be superhalogens since they are isoelectronic with $CB_{11}H_{12}$. However, there is a difference between

$\text{CB}_{11}\text{H}_{12}$ and $\text{MB}_{12}\text{H}_{12}$. In the former C replaces a B atom in the $\text{B}_{12}\text{H}_{12}$ polyhedron while in the later the alkali metal atom would donate an electron to the $\text{B}_{12}\text{H}_{12}$ moiety. Note that unlike conventional superhalogens where an alkali atom needs at least two halogen atoms, here only one $\text{B}_{12}\text{H}_{12}$ moiety will be sufficient.

To prove the above hypotheses we have carried out calculations using density functional theory and hybrid B3LYP functional³⁹⁻⁴¹ for exchange-correlation energy. The predictive power of this theoretical method has already been demonstrated in our previous publications³⁶. In Fig. 1 we show the geometries of neutral and anionic $\text{B}_{12}\text{H}_{12}$, $\text{B}_{12}\text{H}_{13}$, $\text{CB}_{11}\text{H}_{12}$, and $\text{Na}(\text{B}_{12}\text{H}_{12})$ clusters. The geometry of $\text{B}_{12}\text{H}_{12}^-$ in Fig. 1(b) has D_{3d} symmetry with B-B bond lengths ranging from 1.73 to 1.82 Å and all B-H bond lengths are around 1.19 Å. However, when the extra electron is removed, the neutral $\text{B}_{12}\text{H}_{12}$ cluster (Fig. 1(a)) undergoes significant structural distortion with two of the B-B bonds stretched to 2.00 Å and one of the H atoms bound to two B atoms instead of radially bonding to only B atom. This, as will be discussed later, is reflected in the large difference between the electron affinity and vertical detachment energy of the $\text{B}_{12}\text{H}_{12}$ cluster. The geometries of neutral and anionic $\text{B}_{12}\text{H}_{13}$ clusters given in Fig. 1 (c) and (d) are rather similar with only small differences in B-B bond lengths. They range from 1.75 to 1.97 Å in the neutral cluster and 1.76 to 1.96 Å in the anionic cluster. In both the structures the 13th H atom is bonded on the face. When this H atom was placed on the bridge site, it moved readily to the surface site during optimization, indicating that the energy barrier is very small. These results are in agreement with previous calculations³⁸. The effect of the H atom capping a surface site will be apparent later when we discuss the electronic structure of these clusters. The geometries of neutral and anionic $\text{CB}_{11}\text{H}_{12}$ clusters are given in Fig. 1 (e) and (f) respectively. The anion is slightly more symmetric (C_5 symmetry) than the neutral (C_1 symmetry). The nearest C-B

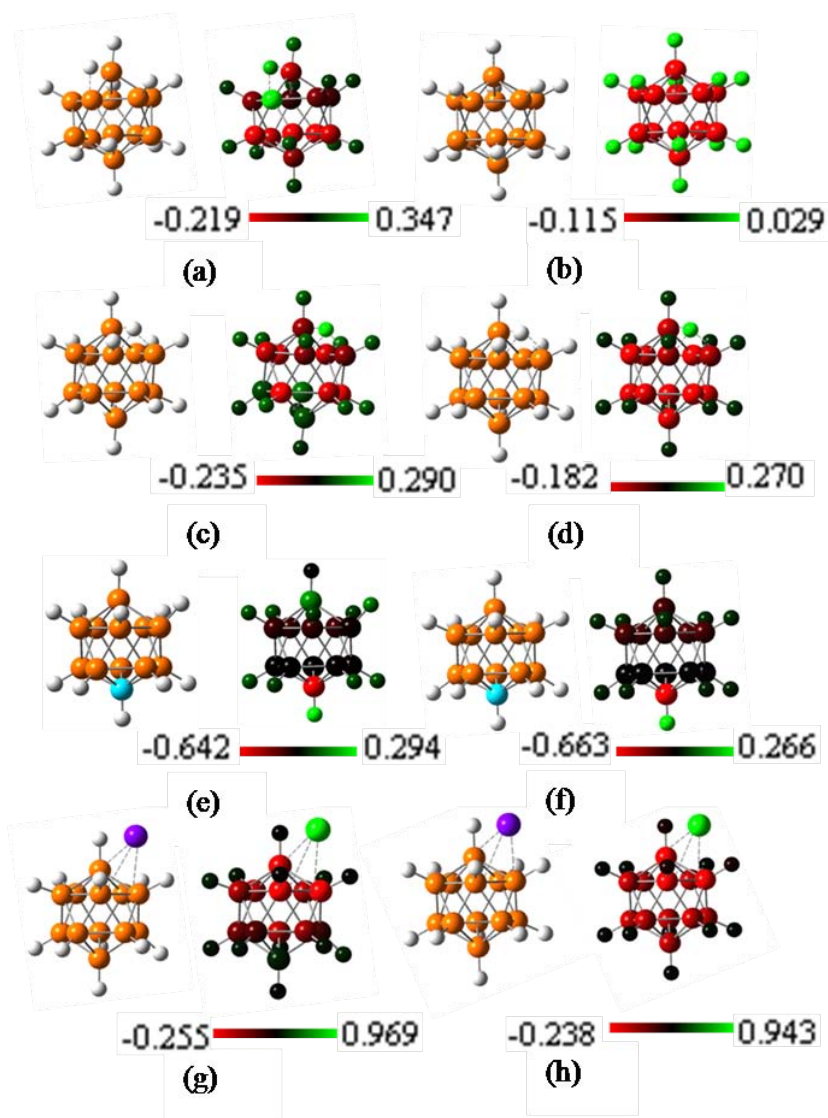


Figure 1. Geometries (left) and NBO charge distributions (right) of (a) $B_{12}H_{12}$, (b) $B_{12}H_{12}^-$, (c) $B_{12}H_{13}$, (d) $B_{12}H_{13}^-$, (e) $CB_{11}H_{12}$, (f) $CB_{11}H_{12}^-$, (g) $Na(B_{12}H_{13})$ and (h) $Na(B_{12}H_{13})^-$

distances in neutral and anionic $CB_{11}H_{12}$ cluster are respectively 1.70 Å and 1.71 Å. Both the structures have icosahedric form. The geometries of all $M(B_{12}H_{12})$ ($M=Li, Na, K, Rb,$ and Cs) clusters are similar except the distance between the alkali metal atom and the nearest B atom. Therefore, we present in Fig. 1(g) and (h) only the geometries of neutral and anionic $Na(B_{12}H_{12})$. The distances between alkali metal atoms Li, Na, K, Rb, and Cs and the nearest B atom are, respectively, 2.20, 2.60, 2.99, 3.24 and 3.42 Å for neutrals and 2.14, 2.52, 2.89, 3.12 and 3.28 Å,

for the anions. We note that the distances in anions are consistently smaller than those in the neutral clusters indicating that the bonding becomes stronger as an electron is attached. From the NBO charge distributions displayed in Fig. 1 we see that, compared to the neutrals, the negative charge is more evenly distributed in the anions. In $B_{12}H_{12}^-$ the negative charge rests evenly on all the B atoms and H atoms remain mostly charge neutral. This is to be expected as the bonding between radial H atom and B atom is covalent. In $B_{12}H_{13}^-$ cluster which is isoelectronic with $B_{12}H_{12}^{2-}$ the 13th H atom carries a positive charge of +0.270. This small charge donation makes the charge on the B and H atoms in $B_{12}H_{13}^-$ more uniform than that in neutral $B_{12}H_{13}$. When a C atom is substituted for the B atom the charge on the C atom in $CB_{11}H_{12}$ is -0.642. This is consistent with the fact that the electronegativity of C is larger than that of B. There are three kinds of B atoms in terms of their charge; those forming the pentagon closest to the C atom carry an average charge of -0.014/atom while those in the upper pentagon carry a charge of -0.117/atom. The B atom at the apex, however, carries a charge of +0.150. In the corresponding anion cluster the B atoms in the lower pentagon carry a charge of -0.002/atom while those in the upper pentagon carry a charge of -0.166/atom. The apical B has a charge of -0.141. We also note that the geometries of the $B_{12}H_{12}$ cage in neutral and anionic $Na(B_{12}H_{12})$ clusters are very similar to those in corresponding $B_{12}H_{13}$ cluster. This implies that both hydrogen and alkali metal atoms behave in a similar manner, namely the electron donated by these atoms is uniformly distributed over the remaining atoms. However, the charges on Li, Na, Rb, K, and Cs in both neutral and anionic $M(B_{12}H_{12})$ clusters are close to +1 while the charge on the 13th H atom in neutral and anionic $B_{12}H_{13}$ is +0.290 and +0.270, respectively.

To further probe the effect of electron delocalization in the anions we have calculated the electron affinities (EA) and vertical detachment energies (VDE) of these clusters. The former is

calculated from the energy difference between the ground states of the anion and neutral while the later is calculated from the energy difference between the anion ground state and the neutral at the anion geometry. The difference between the EA and VDE, therefore, provides a measure of the relaxation the cluster undergoes when the electron is photo-detached from the anion. We note that $B_{12}H_{12}$ is already a superhalogen with electron affinity of 4.56 eV. The VDE of $B_{12}H_{12}$ is 1.2 eV larger than that of its EA. This is a consequence of the large geometry change the anion undergoes when the extra electron is removed. The difference between the EA and VDE of the remaining clusters ($B_{12}H_{13}$, $CB_{11}H_{12}$ and $MB_{12}H_{12}$) is between 0.4 to 0.5 eV. Although these are significantly smaller than the difference noted in $B_{12}H_{12}$, they represent structural distortion suffered by these clusters following electron detachment. The important point we wish to make is that all these clusters are superhalogens. Further, electron affinities decrease with increasing size of the alkali atom, a characteristic that can be related to the strength of bonding.

Note that $B_{12}H_{13}$ and $CB_{11}H_{12}$ do not possess a single metal atom or a halogen, yet these have electron affinities larger than those of halogen atoms. We recall that BO_2 which does not possess either a metal atom or a halogen atom is also a superhalogen with an electron affinity of 4.46 eV⁴². However, this superhalogen property arises due to the octet rule as BO_2^- is isoelectronic with CO_2 . Furthermore, O is far more electronegative than H. The underlying reason for the stability of all the anions we have studied in this paper is that this classes of clusters needs an extra electron for cage bonding to satisfy the Wade-Mingos rule.

For a cluster to be a superhalogen it is not only important that its electron affinities be larger than those of halogen atoms, but it should also mimic their chemistry, namely when interacting with metal atoms it should form ionic bond reminiscent of salts. Since these are closed shells, their electron affinities should also be very small. To confirm this we have calculated the

equilibrium structures and total energies of neutral and anionic $M(B_{12}H_{13})$ and $M(CB_{11}H_{12})$ ($M=Li, Na, K, Rb,$ and Cs) clusters. Since the geometries for all these clusters are similar we only show the geometries and NBO charges of neutral and anionic $Na(B_{12}H_{13})$ and $Na(CB_{11}H_{12})$ in Fig. 2. The shortest M-B distance increases gradually from Li to Cs. For $M(B_{12}H_{13})$ ($M=Li, Na, K, Rb$ and Cs) clusters, these are 2.19, 2.59, 3.00, 3.24 and 3.43 Å for the neutrals and 2.42, 2.99, 3.32, 3.63 and 3.81 Å for the anions, respectively. For $M(CB_{11}H_{12})$ ($M=Li, Na, K, Rb$ and Cs) clusters, the shortest M-B distances are 2.20, 2.59, 2.99, 3.24 and 3.43 Å for the neutrals and 2.42, 2.97, 3.31, 3.63 and 3.79 Å for the anions, respectively. Unlike that seen in Fig. 1, these distances are larger in negative ions than in neutrals.

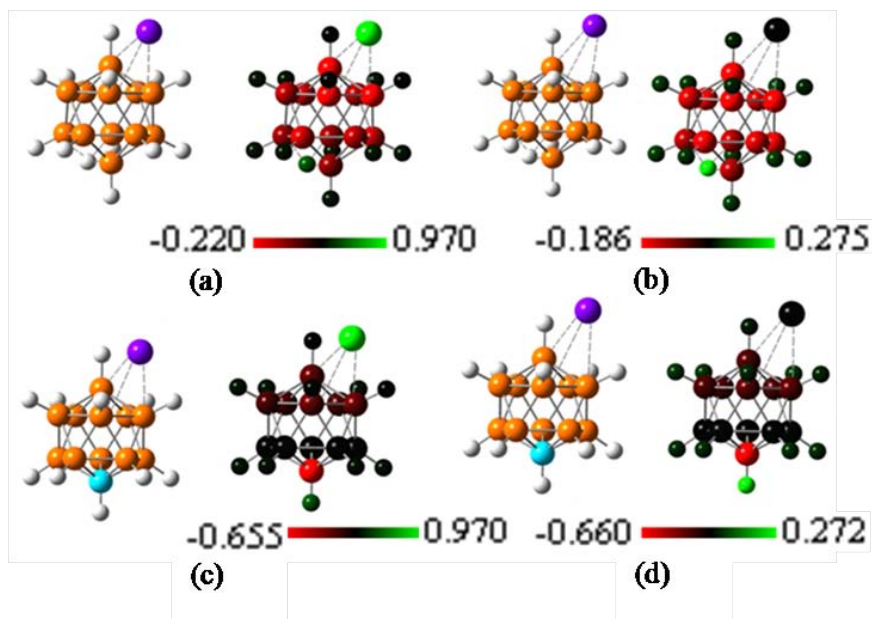


Figure 2. Geometries (left) and NBO charge distributions (right) of (a) $Na(B_{12}H_{13})$, (b) $Na(B_{12}H_{13})^-$, (c) $Na(CB_{11}H_{12})$ and (d) $Na(CB_{11}H_{12})^-$

It is to be noted that the neutral $M(B_{12}H_{13})$ and $M(CB_{11}H_{12})$ are ionic just like metal halide salts since the NBO charge on the metal atom is almost +1 (ranging from 0.898 for Li to

1.002 for Cs). The vertical detachment energies and electron affinities are given in Table 2. We see that electron affinities of $B_{12}H_{13}$ and $CB_{11}H_{12}$ superhalogens are reduced to nearly 1 eV when attached to an alkali atom. These results confirm that superhalogens do mimic the chemistry of halogens.

Hyperhalogens: There is another class of highly electronegative species which was discovered recently³⁶. They are created when a metal atom is decorated with superhalogen moieties just as conventional superhalogens are created when a metal atom is surrounded with halogen atoms. The electron affinities of hyperhalogens are, therefore, larger than their superhalogen building blocks. To see if Wade-Mingos rule can be applied to create hyperhalogens as well we have considered $M(B_{12}H_{13})_2$ and $M(CB_{11}H_{12})_2$ where $M=Li, Na, K, Rb,$ and Cs . In Fig. 3 the geometries of only $Na(B_{12}H_{13})_2$ and $Na(CB_{11}H_{12})_2$ are given for illustrative purpose. Note that the NBO charges on the metal atoms are close to +1 indicating ionic bonding with the cage. As seen before, the charge distribution in the case of anionic clusters is more uniform than that in the neutral species.

The electron affinities and vertical detachment energies are given in Table 2. We note that these values are consistently larger than those of the corresponding superhalogen building blocks shown in Table 1. Hence, they can be classified as hyperhalogens. As in the case of superhalogens, here also the electron affinities gradually decrease from Li to Cs. The differences between the EAs and VDEs lie in the range of 0.1 to 0.3 eV suggesting that the relaxations of structures following photodetachment of the extra electron are minimal.

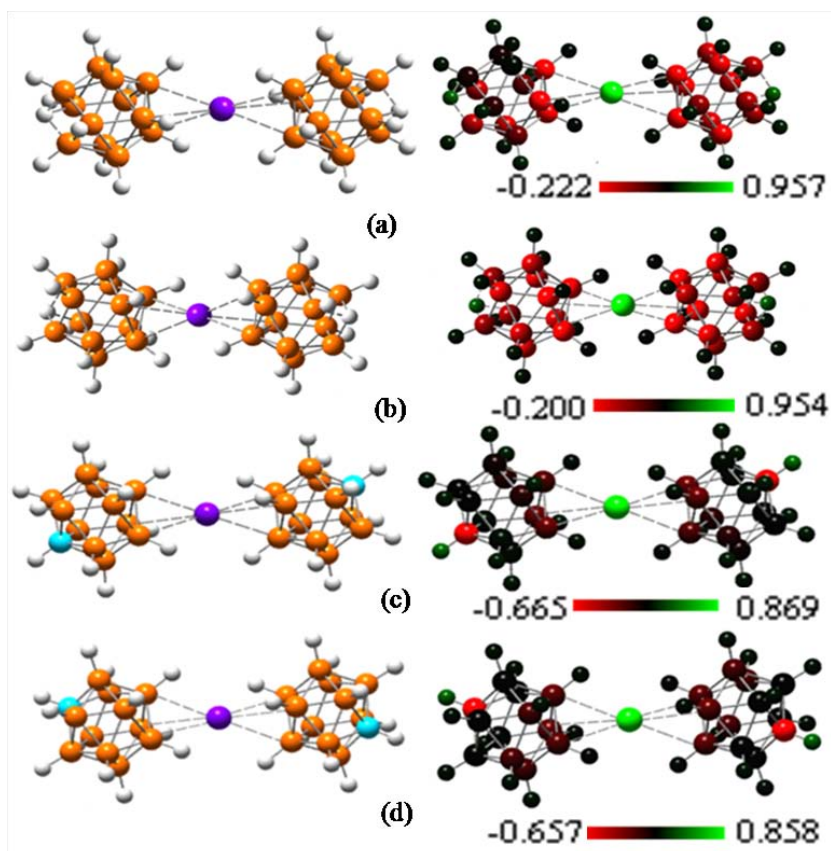


Figure 3. Geometries (left) and NBO charge distributions (right) of (a) $\text{Na}(\text{B}_{12}\text{H}_{13})_2$, (b) $\text{Na}(\text{B}_{12}\text{H}_{13})_2^-$, (c) $\text{Na}(\text{CB}_{11}\text{H}_{12})_2$ and (d) $\text{Na}(\text{CB}_{11}\text{H}_{12})_2^-$

Weakly Coordinating Anions *vis a vis* Superhalogens: A class of bulky anions that interact weakly with cations are often referred to in the literature as weakly coordinating anions. These have attracted considerable attention due to their commercial importance in olefin polymerization, biomedicine, catalysis, and potential as components in lithium ion battery technology. Superhalogens and hyperhalogens are also of considerable importance in chemistry since they can be used in redox reactions involving compounds with high ionization potentials. Thus, a link between these two species may guide in the synthesis of new materials. In 1986 a new class anions based on stable boron cluster framework, namely $\text{CB}_{11}\text{H}_{12}^-$ was introduced⁴³ as a candidate for weakly coordinating anion. Since weak binding and large distance between the

metal and anion complex are characteristic signatures of weakly coordinating anions, we have calculated the binding energies of MY (M= Li, Na, K, Rb, Cs, Y=B₁₂H₁₃ and CB₁₁H₁₂) against fragmentation into M⁺ cation and Y⁻ anion (Supplementary Table S1 and S2). For comparison, we have also calculated the analogous fragmentation energies for MF into M⁺ and F⁻. The distances between alkali metal atom and F range from 1.58 Å in LiF to 2.56 Å in CsF. The distances between the metal atom and nearest B atom in M(CB₁₁H₁₂), on the other hand, range from 2.20 Å to 3.43 Å for M= Li and Cs, respectively. Similarly, the energies to dissociate MF to M⁺ and F⁻ range from 8.02 eV in LiF to 5.04 eV in CsF. The corresponding dissociation energies of M(CB₁₁H₁₂) into M⁺ and CB₁₁H₁₂⁻ are 5.41 eV in Li(CB₁₁H₁₂) and 3.39 eV in Cs(CB₁₁H₁₂). Thus, we understand why CB₁₁H₁₂⁻ meets the requirements of a weakly coordinating anion. We have repeated this exercise for the M(B₁₂H₁₃) species and confirm that B₁₂H₁₃⁻ is also a weakly coordinating anion. Similar ideas can be extended to other superhalogens and hyperhalogens. We are currently carrying a systematic study of this topic.

In summary, we have shown that Wade-Mingos rule provides another window for the design and synthesis of a new class of superhalogens and hyperhalogens with exceptionally high electron affinities. Equally important, we also show that it is not necessary for a superhalogen to contain either a metal atom or a halogen atom. Many borane and carborane derivatives with high electron affinities can be formed. The superhalogens based on borane derivatives are weakly coordinating anions with potential for applications. Since the results based on density functional theory have predictive capability we hope that the present work will motivate experimentalists to search for new bulky negative ions governed by the Wade-Mingos rule.

Theoretical Method: We have used 6-311++G** basis functions for Li, Na, K, Rb, B, and H and SDD basis for Cs. Calculations were carried out using Gaussian 09 software⁴⁴. The

structures were optimized within a given symmetry. The output symmetries were kept at a tolerance of 0.1 Å using Gaussview. The convergence in the total energy and force were set at 1×10^{-6} eV and 1×10^{-2} eV/Å, respectively. The dynamical stability of the clusters was confirmed by carrying out frequency calculations which were all found to be positive. The electronic structure and nature of bonding in these clusters were studied by calculating the NBO charges and plotting their charge distribution.

Acknowledgment: We thank the Swedish Research Council (VR), Wenner-Gren Foundation for financial support. This work is partly supported by grants from the Department of Energy, Defence Threat Reduction Agency. The Swedish National Infrastructure for Computing and the Uppsala Multidisciplinary Center for Advanced Computational Science are gratefully acknowledged for providing computing time.

Additional Information: Supplementary information accompanies this paper at www.nature.com/naturechemistry.

References:

1. Lewis, G. N. The atom and the molecule. *J. Am. Chem. Soc.* **38**, 762–785 (1916).
2. Langmuir, I. The arrangement of electrons in atoms and molecules. *J. Am. Chem. Soc.* **41**, 868–934 (1919).
3. Langmuir, I. Types of valance. *Science* **54**, 59–67 (1921).
4. Mitchell P. R., Parish J. The eighteen electron rule. *J. Chem. Educ.* **46**, 811–814 (1969).
5. Jensen W. B. The origin of the 18-electron rule. *J. Chem. Educ.* **82**, 28-28 (2005).
6. Jemmis E. D., Balakrishnarajan M. M., Pancharatna P. D. Electronic requirements for macropolyhedral boranes. *Chem. Review* **102**, 93-144 (2002).

7. Wade K. The structural significance of the number of skeletal bonding electron-pairs in carboranes, the higher boranes and borane anions, and various transition-metal carbonyl cluster compounds. *Chem. Commun.* 792-793 (1971).
8. Wade K. Structural and Bonding Patterns in Cluster Chemistry. *Adv. Inorg. Chem. Radiochem.* **18**, 1-66 (1976).
9. Mingos D. M. P. A general theory for cluster and ring compounds of the main group and transition elements. *Nat. Phys. Sci.* **236**, 99-102 (1972).
10. Mingos D. M. P. Polyhedral skeletal electron pair approach. *Acc. Chem. Res.* **17**, 311-319 (1984).
11. Li X., et al. Unexpected Stability of Al_4H_6 : A Borane Analog? *Science* **315**, 356-358 (2007).
12. Gutsev G. L., Boldyrev A. I. DVM- $X\alpha$ calculations on the ionization potentials of MX_{k+1}^- complex anions and the electron affinities of MX_{k+1} "superhalogens". *Chem. Phys.* **56**, 277-283 (1981).
13. Gutsev G. L., Boldyrev A. I. The theoretical investigation of the electron affinity of chemical compounds. *Adv. Chem. Phys.* **61**, 169-175 (1985).
14. Wang X. B., Ding C. F., Wang L. S., Boldyrev A. I., Simons J. First experimental photoelectron spectra of superhalogens and their theoretical interpretations. *J. Chem. Phys.* **110**, 4763-4771 (1990).
15. Elliott B. M., Koyle E., Boldyrev A. I., Wang X. B., Wang L. S. MX_3^- Superhalogens (M = Be, Mg, Ca; X = Cl, Br): A Photoelectron Spectroscopic and ab Initio theoretical study. *J. Phys. Chem. A* **109**, 11560-11567 (2005).
16. Sikorska C., Smuczynska S., Skurski P., Anusiewicz I. BX_4^- and AlX_4^- Superhalogen Anions (X = F, Cl, Br): An ab Initio Study. *Inorg. Chem.* **47**, 7348-7354 (2008).
17. Gutsev G. L. A density functional investigation on the structure and stability of the SiF_n and SiF_n^- series, $n=1-5$. *J. Chem. Phys.* **99**, 3906-3912 (1993).
18. Gutsev G. L., Bartlett R. J., Boldyrev A. I., Simons J. Adiabatic electron affinities of small superhalogens: LiF_2 , $LiCl_2$, NaF_2 , and $NaCl_2$. *J. Chem. Phys.* **107**, 3867-3875 (1997).
19. Gutsev G. L., Jena P., Bartlett R. J. Electric quadrupole moments and electron affinities of atoms from H to Cl: a coupled-cluster study. *Chem. Phys. Lett.* **291**, 547-552 (1998).
20. Anusiewicz I., Skurski P. An ab initio study on BeX_3^- superhalogen anions (X = F, Cl, Br). *Chem. Phys. Lett.* **358**, 426-434 (2002).

21. Anusiewicz I., Sobczyk M., Dabkowska I., Skurski P. An ab initio study on MgX_3^- and CaX_3^- superhalogen anions ($X=\text{F}, \text{Cl}, \text{Br}$). *Chem. Phys.* **291**, 171-180 (2003).
22. Alexandrova A. N., et al. Structure of the $\text{Na}_x\text{Cl}_{x+1}-$ ($x = 1-4$) clusters via ab initio genetic algorithm and photoelectron spectroscopy. *J. Chem. Phys.* **121**, 5709-5719 (2004).
23. Smuczynska S., Skurski P. Introducing various ligands into superhalogen anions reduces their electronic stabilities. *Chem. Phys. Lett.* **452**, 44-48 (2008).
24. Anusiewicz I. Mg_2Cl_5^- and Mg_3Cl_7^- superhalogen anions. *Australian J. Chem.* **61**, 712-717 (2008).
25. Yang X., Wang X. B., Wang L. S., Niu S., Ichiye T. On the electronic structures of gaseous transition metal halide complexes, FeX_4^- and MX_3^- ($M = \text{Mn}, \text{Fe}, \text{Co}, \text{Ni}, X = \text{Cl}, \text{Br}$), using photoelectron spectroscopy and density functional calculations. *J. Chem. Phys.* **119**, 8311-8320 (2003).
26. Gutsev G. L., Rao B. K., Jena P., Wang X. B., Wang L. S. Origin of the unusual stability of MnO_4^- . *Chem. Phys. Lett.* **312**, 598-605 (1999).
27. Joseph J., Behera S., Jena P. Electron affinities of d^1 transition metal chloride clusters and onset of super halogen behavior. *Chem. Phys. Lett.* **498**, 56-62 (2010).
28. Sobczyk M., Sawicka A., Skurski P. Theoretical search for anions possessing large electron binding energies. *Eur. J. Inorg. Chem.* 3790-3797 (2003).
29. Bartlett N., Lohmann D. H. Dioxygenyl hexafluoroplatinate(v) $\text{O}_2^+ [\text{PtF}_6]^-$. *Proc. Chem. Soc.* 115-116 (1962).
30. Bartlett N. Xenon hexafluoroplatinate(v) $\text{Xe}^+[\text{PtF}_6]^-$. *Proc. Chem. Soc.* 218-218 (1962).
31. Bartlett N. The oxidizing properties of the third transition series hexafluorides and related compounds. *Angew. Chem. Int. Ed.* **7**, 433-439 (1968).
32. Zhai H. J., Li J., Wang L. S. Icosahedral gold cage clusters: MAu_{12}^- ($M=\text{V}, \text{Nb}, \text{and Ta}$). *J. Chem. Phys.* **121**, 8369-8374 (2004).
33. Boldyrev A. I., Niessen W. V. The first ionization potentials of some MH_{k+1}^- and $\text{M}_2\text{H}_{2k+1}^-$ anions calculated by a Green's function method. *Chem. Phys.* **155**, 71-78 (1991).
34. Boldyrev A. I., Simons J. Vertical and adiabatical ionization potentials of MH_{k+1}^- anions. Ab initio study of the structure and stability of hypervalent MH_{k+1} molecules. *J. Chem. Phys.* **99**, 4628-4637.

35. Freza S. And Skurski, P. Enormously large (approaching 14 eV!) electron binding energies of $[\text{H}_n\text{F}_{n+1}]^-$ ($n=1-5, 7, 9, 12$) anions. *Chem. Phys. Letts.* **487**, 19-23 (2010).
36. Willis M., Gotz M., Kandalam A. K., Gantefor G., Jena P. Hyperhalogens: Discovery of a new class of highly electronegative species. *Angew. Chem. Int. Ed.* **49**, 8966-8970 (2010).
37. Li S., Willis M., Jena P. Reaction intermediates during dehydrogenation of metal borohydrides: A cluster perspective. *J. Chem. Phys.* **114**, 16849-16854 (2010).
38. Mebel A. M., Najafian K., Charkin O. P., Schleyer P. V. An ab initio study of protonation of $\text{B}_{12}\text{H}_{12}^{2-}$. structure and non-rigidity of $\text{B}_{12}\text{H}_{13}^-$ and formation of $\text{B}_{12}\text{H}_{11}^-$ and $\text{B}_{24}\text{H}_{23}^{3-}$. *J. Mol. Structure-Theochem.* **461**, 187-202 (1999).
39. Becke A. D. Density-functional exchange-energy approximation with correct asymptotic behavior. *Phys. Rev. A* **38**, 3098–3100 (1988).
40. Lee C., Yang W., Parr R. G. Development of the colle-salvetti correlation-energy formula into a functional of the electron density. *Phys. Rev. B* **37**, 785–789 (1988).
41. Miehlich B., Savin A., Stoll H., Preuss H. Results obtained with the correlation- energy density functionals of Becke and Lee, Young and Parr. *Chem. Phys. Lett.* **157**, 200–206 (1989).
42. Zhai H. J., Wang L. M., Li S. D., Wang L. S. Vibrationally resolved photoelectron spectroscopy of BO^\cdot and BO_2^- : A joint experimental and theoretical study. *J. Phys. Chem. A* **111**, 1030-1035 (2007).
43. Shelly K., Reed C. A., Lee Y. J., Scheidt W. R. The least coordinating anion. *J. Am. Chem. Soc.* **108**, 3117-3118 (1986).
44. Frisch M. J. *et al.* Gaussian09 (Revision A.02) (Gaussian Inc, Wallingford, CT, 2009).

Cluster	EA (eV)	VDE (eV)
B ₁₂ H ₁₂	4.56	5.75
B ₁₂ H ₁₃	5.42	5.92
C-B ₁₁ H ₁₂	5.39	5.82
Li(B ₁₂ H ₁₂)	4.75	5.19
Na(B ₁₂ H ₁₂)	4.43	4.92
K(B ₁₂ H ₁₂)	4.21	4.66
Rb(B ₁₂ H ₁₂)	4.01	4.44
Cs(B ₁₂ H ₁₂)	3.92	4.36

Table 1. Electron affinities (EA) and Vertical Detachment Energies (VDE) of superhalogen clusters of B₁₂H₁₂, B₁₂H₁₃, CB₁₁H₁₂, and M(B₁₂H₁₂) for (M=Li, Na, K, Rb, Cs).

Cluster	EA (eV)	VDE (eV)	Cluster	EA (eV)	VDE (eV)
Li(B ₁₂ H ₁₃)	0.91	1.07	Li(B ₁₂ H ₁₃) ₂	6.55	6.85
Na(B ₁₂ H ₁₃)	1.27	1.55	Na(B ₁₂ H ₁₃) ₂	6.53	6.74
K(B ₁₂ H ₁₃)	1.06	1.21	K(B ₁₂ H ₁₃) ₂	6.48	6.68
Rb(B ₁₂ H ₁₃)	1.14	1.30	Rb(B ₁₂ H ₁₃) ₂	6.42	6.67
Cs(B ₁₂ H ₁₃)	1.05	1.18	Cs(B ₁₂ H ₁₃) ₂	6.38	6.53
Li(CB ₁₁ H ₁₂)	0.90	1.05	Li(CB ₁₁ H ₁₂) ₂	6.49	6.68
Na(CB ₁₁ H ₁₂)	1.25	1.51	Na(CB ₁₁ H ₁₂) ₂	6.47	6.65
K(CB ₁₁ H ₁₂)	1.05	1.19	K(CB ₁₁ H ₁₂) ₂	6.42	6.58
Rb(CB ₁₁ H ₁₂)	1.13	1.29	Rb(CB ₁₁ H ₁₂) ₂	6.36	6.50
Cs(CB ₁₁ H ₁₂)	1.05	1.17	Cs(CB ₁₁ H ₁₂) ₂	6.31	6.46

Table 2. Electron affinities and Vertical Detachment Energies of closed-shell clusters of M(B₁₂H₁₃) and M(CB₁₁H₁₂) and hyperhalogen clusters of M(B₁₂H₁₃)₂ and M(CB₁₁H₁₂)₂ (M=Li, Na, K, Rb, Cs)