

# Estimation of the ratio of the $pn \rightarrow pn\pi^0\pi^0 / pn \rightarrow d\pi^0\pi^0$ cross sections

G. Fäldt<sup>a</sup>, C. Wilkin<sup>b,\*</sup>

<sup>a</sup>*Department of Physics and Astronomy, Uppsala University, Box 516, 751 20 Uppsala, Sweden*

<sup>b</sup>*Physics and Astronomy Department, UCL, London WC1E 6BT, UK*

---

## Abstract

Evidence has recently been presented for the existence of a dibaryon of mass  $2380 \text{ MeV}/c^2$  and width  $70 \text{ MeV}/c^2$ , which decays strongly into the  $d\pi^0\pi^0$  channel [M. Bashkanov *et al.*, Phys. Rev. Lett. **102** (2009) 052301; P. Adlarson *et al.*, arXiv:1104.0123]. The decay rate of such a hypothesised dibaryon into the  $\{pn\}_{I=0}\pi^0\pi^0$  channel is estimated in a weakly model-dependent way by using final state interaction theory. It is shown that, if the resonance exists, it should then show up as strongly in this channel as in  $d\pi^0\pi^0$ . The sum of the two decay modes would saturate most of the inelasticity predicted in the relevant partial waves in the  $2380 \text{ MeV}/c^2$  region.

*Key words:* dibaryon resonances, final state interaction theory

*PACS:* 13.75.-n, 14.20.Gk, 14.40.Aq, 14.20.Pt

---

The experimental search for dibaryon resonances has been a long and generally painful story, with most claims being eventually disproved. However, the WASA collaboration working at CELSIUS has recently produced evidence for a very significant peak in the total cross section for the quasi-free  $pn \rightarrow d\pi^0\pi^0$  reaction [1]. The experiment was carried out using a deuterium target, with the final deuteron and the two pions from the  $pd \rightarrow pd\pi^0\pi^0$  reaction being detected and the proton in the final state reconstructed from energy-momentum conservation. Slow protons were then selected so that they could be treated as *spectators* that were assumed only to influence the reaction through the kinematics. Furthermore, because the events were fully constrained, the centre-of-mass (CM) energy  $W$  of the  $pn$  system could be determined on an event-by-event basis without any uncontrolled smearing arising from the deuteron Fermi motion. In this way the peak region could be scanned with a proton beam of fixed energy.

After the move of the WASA facility to COSY-Jülich, the experiment was repeated with the same basic apparatus but with significantly higher statistical precision, which allowed much finer divisions in the CM energy to be presented [2]. In order to ensure that only low spectator momenta were used in the subsequent analysis, data were in practice taken

at several proton beam energies and, although there is some uncertainty in the relative normalisation of these runs, the good overlap lends confidence that the spectator distribution was correctly handled when deriving cross sections. A parameterisation [3] of the COSY results is shown in Fig. 1 in terms of the excess energy  $Q = W - (m_d + 2m_{\pi^0})c^2$ .

The  $pn \rightarrow d\pi^0\pi^0$  total cross section is dominated by a very strong peak at  $W \approx 2.38 \text{ GeV}$ , *i.e.*,  $Q \approx 234 \text{ MeV}$ , and width  $\Gamma \approx 70 \text{ MeV}$ , which the authors have speculated to be a signal for a dibaryon resonance. Since a  $\pi^0\pi^0$  system can only have isospin  $I = 0$  or  $I = 2$ , such a resonance, as well as the dipion itself, must be isoscalar. The likely dibaryon states would therefore be  $J^P = 1^+$  or  $3^+$ , which couple to the initial ( $^3S_1$ ,  $^3D_1$ ) or ( $^3D_3$ ,  $^3G_3$ ) proton-neutron waves, respectively.

The other important point to note is that the shape of the two-pion spectrum from the  $pn \rightarrow d\pi^0\pi^0$  reaction is far from that of phase space, with an enhancement at very low  $\pi^0\pi^0$  masses and also some excess of events at maximum  $m_{\pi^0\pi^0}$ . These are features that are typical of many two-pion production reactions in the isoscalar channel and go by the name of the ABC effect from their original observation in the  $pd \rightarrow ^3\text{He}(\pi\pi)^0$  reaction [5].

The ABC effects are generally thought to be dynamical in origin, often associated with the production of two  $p$ -wave pions, such as through the excitation and decay of two  $\Delta(1232)$  isobars [6]. However, it is hard to construct a model of this type that would give a very strong peak in the

---

\* Corresponding author.

*Email addresses:* [goran.faltdt@fysast.uu.se](mailto:goran.faltdt@fysast.uu.se) (G. Fäldt),  
[cw@hep.ucl.ac.uk](mailto:cw@hep.ucl.ac.uk) (C. Wilkin).

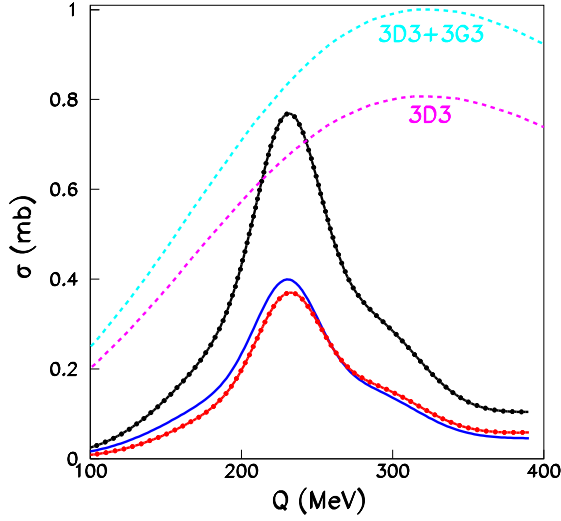


Fig. 1. Total cross section for the  $pn \rightarrow d\pi^0\pi^0$  reaction as a function of the excess energy  $Q$ . The solid (blue) curve represents a parameterisation [3] of the COSY-WASA data [2]. The cross section predicted for  $pn \rightarrow pn\pi^0\pi^0$  on the basis of an  $L = 2$  decay using the ratio of Fig. 2 is shown by the dot-dashed (red) curve and the sum of the two components by the higher dot-dashed (black) curve. The inelastic cross sections in the  ${}^3D_3$  (magenta) and the  ${}^3D_3 + {}^3G_3$  (turquoise) waves taken from the SAID current solution [4] and scaled by an isospin factor of  $1/6$  are shown as dashed curves.

overall centre-of-mass energy, with a width that is only half that of a single  $\Delta(1232)$ . The most complete evaluation in such a model in fact gives  $\Gamma \approx 200$  MeV [7]. Even though the existence of a dibaryon might seem very improbable, the possibility has nevertheless to be taken seriously. With that in mind, one then has to ask if the dibaryon could and should be seen in other decay modes. It is the purpose of the present letter to evaluate the rate for the decay into the  $pn\pi^0\pi^0$  channel in a weakly model-dependent way by using final state interaction theory.

We have previously shown that at low proton-neutron energy  $E_{pn}$  there is an intimate connection between the deuteron bound-state wave function  $\psi_\alpha(r)$  and that of the  $pn {}^3S_1$  scattering state  $\psi(q, r)$  [8]. Although it is well known that the continuation of the latter into the bound-state region does yield the deuteron pole, it is less obvious that the residue at the pole is uniquely fixed by the deuteron binding energy  $B$ . The connection is given by

$$|\psi(q, r)|^2 \approx \frac{2\pi}{\alpha(\alpha^2 + q^2)} |\psi_\alpha(r)|^2, \quad (1)$$

where  $\alpha^2 = mB$ , with  $m$  the average nucleon mass and  $q^2 = mE_{pn}$ . The relation in Eq. (1) is exact at the pole  $q^2 = -\alpha^2$  but at short  $pn$  separations it remains a good approximation up to energies of at least 50 MeV [9].

The production of a meson in nucleon-nucleon collisions necessarily involves a large momentum transfer which is sensitive to short-range effects in the  $NN$  system. On the basis of Eq. (1) it is easy to see that for a short-range pro-

duction operator the absolute squares of the matrix elements leading to the  $dX$  and  $\{pn\}_q X$  final states are related by

$$|\mathcal{M}(pn \rightarrow \{pn\}_q X)|^2 \approx \frac{2\pi m}{\alpha(q^2 + \alpha^2)} |\mathcal{M}(pn \rightarrow dX)|^2, \quad (2)$$

where  $\{pn\}_q$  denotes a spin-triplet  $S$ -wave proton-neutron state at relative momentum  $\mathbf{q}$ . Deviations arising from the  $pn$  tensor force and the deuteron  $D$ -state are also likely to be small at short  $pn$  separations.

The form of the relation in Eq. (2) depends upon the normalisation used. Here we have taken uniformly a boson normalisation, where the relativistic  $n$ -body phase space is given by

$$d\Phi_n(P, p_1, \dots, p_n) = \delta^4\left(P - \sum_{i=1}^n p_i\right) \prod_{i=1}^n \frac{d^3\mathbf{p}_i}{2E_i(2\pi)^3}, \quad (3)$$

where  $(E_i, \mathbf{p}_i)$  is the four-momentum of one of the final particles with mass  $m_i$  and  $P$  is the total four-momentum. The differential cross sections then correspond to

$$d\sigma = \frac{1}{F} |\mathcal{M}|^2 d\Phi_n, \quad (4)$$

where the flux factor  $F$  is the same for the different  $n$ -body final states.

Using this approach, it is possible to describe quite accurately the ratios of the cross sections for single-meson production in  $pn \rightarrow \{pn\}_q \eta/d\eta$  [10] and  $pp \rightarrow \{pn\}_q \pi^+/d\pi^+$  [9] close to threshold. In the following we carry out a similar analysis for two-pion production in the WASA experiments [1,2].

Whereas a  $1^+$  dibaryon decay to  $d\pi^0\pi^0$  could involve purely  $S$ -waves, that of a  $3^+$  state necessarily requires  $L = 2$  waves. Because the observed two-pion spectrum is peaked in the  $s$ -wave region of low  $\pi^0\pi^0$  masses, the angular momentum must then correspond primarily to one between the deuteron and the dipion, where the relative momentum is  $\mathbf{k}$ . This introduces a kinematic factor of  $k^L$  in the near-threshold amplitude and this must be included in the modelling of the cross sections. We treat separately the cases of  $L = 0$  and  $L = 2$  in order to estimate the ratios of the total cross sections:

$$R_L(Q) = \sigma(pn \rightarrow \{pn\}_{I=0}\pi^0\pi^0) / \sigma(pn \rightarrow d\pi^0\pi^0). \quad (5)$$

If the non-relativistic approximation is made to the phase space of Eq. (3) and one neglects any dependence of the matrix elements upon the kinematic variables apart from the  $k^L$  factor, it is possible to obtain estimates of the cross section ratio of Eq. (5) in closed form for both values of  $L$ :

$$R_{L=0}(Q) = \frac{1}{\pi\sqrt{x}} \left[ \frac{8x}{15} + \frac{5}{3} + \frac{1}{x} - \sqrt{x} \left( \frac{1+x}{x} \right)^2 \arctan\sqrt{x} \right]. \quad (6)$$

$$R_{L=2}(Q) = \frac{1}{\pi\sqrt{x}} \left[ \frac{128x}{315} + \frac{93}{35} + \frac{73}{15x} + \frac{11}{3x^2} + \frac{1}{x^3} - \sqrt{x} \left( \frac{1+x}{x} \right)^4 \arctan\sqrt{x} \right], \quad (7)$$

where  $x = Q/B$  and  $B$  is the binding energy of the deuteron.

The predictions of Eqs. (6) and (7) are shown in Fig. 2. The curve corresponding to  $L = 0$  lies significantly higher than that of  $L = 2$ , though some of this difference might be reduced a little if barrier penetration effects were included in the  $L = 2$  case [11]. For the four-body final state some of the energy is taken by the  $pn$  internal degrees of freedom and this reduces the influence of the threshold  $k^2$  factor in the  $L = 2$  case. The curves increase with  $Q$  because of the larger phase-space volume there for a four-body final state. It is clear that at the indicated WASA peak position the  $pn \rightarrow pn\pi^0\pi^0$  and  $pn \rightarrow d\pi^0\pi^0$  total cross sections should be of the same order of magnitude.

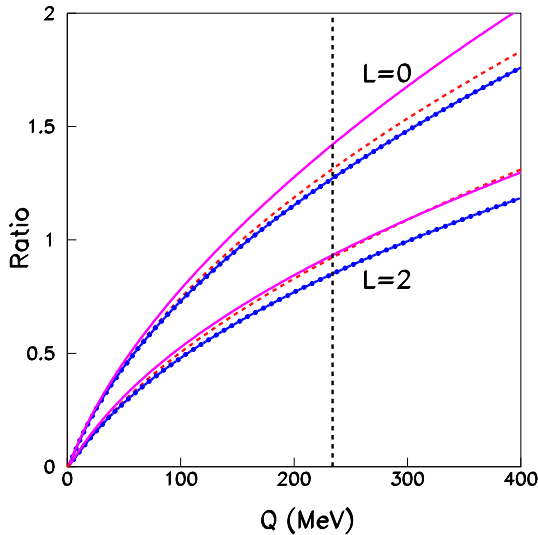


Fig. 2. Predicted ratio of the  $pn \rightarrow pn\pi^0\pi^0/pn \rightarrow d\pi^0\pi^0$  total cross sections as a function of the excess energy  $Q$  for both the  $L = 0$  and  $L = 2$  possibilities. The dashed (red) curves result from the non-relativistic analytic formulae of Eqs. (6) and (7), where the  $\pi^0\pi^0$  spectrum is described by phase space. These predictions are reduced slightly to the dot-dashed (blue) curves when relativistic kinematics are used for the pions. The introduction of an ABC-like structure in the  $\pi^0\pi^0$  effective-mass distribution increases the ratio to the solid (magenta) curves. The position of the centre of the WASA peak [1,2] is indicated by the (black) vertical dashed line.

It is, however, clear that for  $Q$  in the 200–300 MeV range it is dangerous to treat the pions non-relativistically, even though many effects cancel in the cross section ratio. However, the integration over a relativistic phase space does not lead to analytic forms analogous to those of Eqs. (6) and (7). By retaining non-relativistic kinematics for the nucleons, the ratios can be expressed in terms of two-fold integrals which have to be evaluated numerically. This proce-

dures slightly the predictions of the non-relativistic approach, as shown in Fig. 2. The difference can be understood because, on average, the pions in the  $pn\pi^0\pi^0$  final state are slightly less relativistic than those in  $d\pi^0\pi^0$ .

In the relativistic evaluation thus far presented, the two-pion spectrum was still assumed to have a phase-space form whereas the experimental data show a strong tendency for a peaking at low  $\pi^0\pi^0$  invariant masses [2]. This is particularly evident at the cross section maximum, but gets softer at higher beam energies. To investigate the effect, the  $\pi^0\pi^0$  spectrum at the “resonance” position was fitted and it was then assumed that this shape scaled with the available excess energy  $Q$ . This assumption brings the problem closer to one of a three-body/two-body comparison [9,10] and increases the ratios to be equal or even above those of the non-relativistic formulae shown in Fig. 2. However, it is comforting to note that the evaluations of the ratios in the various approximations do not give significantly different results. The only major dependence appears to be on the value assumed for  $L$  in the decay.

The predicted cross section ratio is multiplied by a parameterisation of the WASA  $pn \rightarrow d\pi^0\pi^0$  total cross section [2] in order to get estimations for that of  $pn \rightarrow pn\pi^0\pi^0$ . For this purpose no attempt was made to model the cross section peak in terms of a resonance and background because events from the background are likely to yield a broadly similar four-body/three-body ratio. The results are shown separately for  $L = 2$  and  $L = 0$  in Figs. 1 and 3, respectively. It is clear from the figures that a peak in the  $pn \rightarrow d\pi^0\pi^0$  cross section should also lead to one in  $pn \rightarrow pn\pi^0\pi^0$  at a marginally higher value of  $Q$  and very slightly broadened.

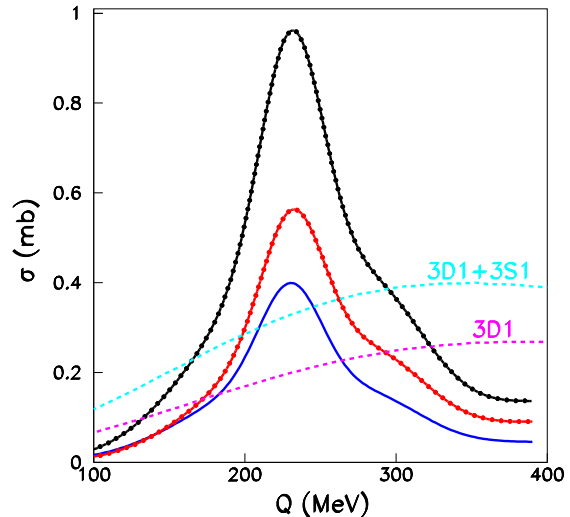


Fig. 3. Analogous curves to those in Fig. 1 but for an  $L = 0$  decay of the dibaryon. These are compared to the inelastic cross sections in the two  $J = 1$  partial waves.

Also shown in the figures are the sum of the three- and

four-body cross sections. It is then of interest to see how these compare with the inelasticities predicted in a current partial wave analysis. It is important to note here that the  $pn \rightarrow d\pi^0\pi^0$  represents only one sixth of a pure isoscalar  $I = 0$  cross section and so the SAID predictions [4] for the allowed partial waves have been reduced by a factor of six before being plotted in Figs. 1 and 3.

Although it is self-evident that the SAID predictions can only be as reliable as the experimental input, which is rather sparse in this energy range, the figures suggest that  $L = 0$  decay is not favoured because the estimated cross section significantly exceeds the sum of the SAID inelastic cross sections in the  ${}^3D_1$  and  ${}^3S_1$  partial waves [4]. This point is reinforced by the fact that some of this inelasticity will correspond to single-pion production in, for example,  $pn \rightarrow pp\pi^-$ . The same argument regarding the inconsistency with the SAID predictions cannot be made against the  $J^P = 3^+$  possibility that is illustrated in Fig. 1. This preference is consistent with the  $3^+$  deduced by the experimental group on the basis of information extracted from the angular distributions.

Although the cross section ratio that we have evaluated has been presented in terms of a dibaryon resonance, the work here does not really rely on this hypothesis; it depends principally upon the short-range nature of the two-pion production operator. The curves in Figs. 1 and 3 have therefore a much wider range of applicability and the statement regarding the strong preference for the  $J^P = 3^+$  waves dominating the cross section remains. On the other hand, if one did believe in the existence of such a dibaryon then our work could be interpreted as finding a relation between the  $d\pi^0\pi^0$  and  $pn\pi^0\pi^0$  couplings to this state.

We have only estimated one particular inelastic channel, *viz.* the  $pn\pi^0\pi^0$ , where the proton-neutron pair emerge in the spin-triplet  $S$ -wave. There are other potential channels for the decay of a  $J^P = 3^+$  dibaryon, such as  $pp\pi^-\pi^0$ , but their estimation falls outside the remit of our approach and would require a full dynamical model. Although one might question the use of the extrapolation theorem of Eq. (1) for  $Q$  in the 200-300 MeV range, in fact the bulk of the energy is taken by the two light particles and the fraction where the  $pn$  excitation energy is large enough to jeopardise the approach is comparatively small. There are probably greater uncertainties associated with the assumptions of the dependence of the matrix element upon the possible kinematic variables. However the strong distortion of the  $\pi^0\pi^0$  invariant mass spectrum only changes predictions by typically 10%. The angular momentum in the decay seems to make the much bigger difference illustrated in Fig. 2.

Independent of the origin of the peak in the  $pn \rightarrow d\pi^0\pi^0$  total cross section identified by the WASA collaboration [1,2], the approach proposed here shows that there should be an analogous peaking in  $pn \rightarrow pn\pi^0\pi^0$  cross section of a similar strength. This channel could be investigated using the existing WASA data, though the kinematics of this state are harder to identify due to the presence of the final neutron [12].

The inspiration for this work came from many discussions with members of the WASA collaboration, in particular with M. Bashkanov, H. Clement, and C. Hanhart, for which we are very grateful. The parameterisation of the COSY-WASA data used here was kindly provided by M. Bashkanov. Correspondence with D. V. Bugg has also proved very useful. This work was supported by the European Community under the ‘‘Structuring the European Research Area’’ Specific Programme Research Infrastructures Action (Hadron Physics, contact number RII3-cT-204-506078), and by the Swedish Research Council.

## References

- [1] M. Bashkanov *et al.*, Phys. Rev. Lett. 102 (2009) 052301.
- [2] P. Adlarson *et al.*, arXiv:1104.0123 (accepted for publication in Physical Review Letters).
- [3] M. Bashkanov, private communication (2011).
- [4] R. A. Arndt, I. I. Strakovsky, and R. L. Workman, Phys. Rev. C 62 (2000) 034005; <http://gwdac.phys.gwu.edu/>.
- [5] A. Abashian, N. E. Booth, and K. M. Crowe, Phys. Rev. Lett. 5 (1960) 258.
- [6] T. Risser and M. D. Shuster, Phys. Lett. B 43 (1973) 68.
- [7] C. Mosbacher and F. Osterfeld, Proc. Baryon98 Conf., ed. D. W. Menze and B. Ch. Metsch (World Scientific, Singapore, 1999) p. 609; *idem* arXiv:nucl-th/9903064.
- [8] G. Fäldt and C. Wilkin, Physica Scripta 56 (1997) 566.
- [9] G. Fäldt and C. Wilkin, Phys. Rev. C 56 (1997) 2067.
- [10] G. Fäldt and C. Wilkin, Physica Scripta 64 (2001) 427.
- [11] J. M. Blatt and V. F. Weisskopf, *Theoretical Nuclear Physics* (John Wiley, New York, 1952) p. 463.
- [12] H. Clement, private communication (2011).