

# Three-terminal thermoelectric transport under broken time-reversal symmetry

O. Entin-Wohlman<sup>1,\*</sup> and A. Aharony<sup>1,†</sup>

<sup>1</sup>*Department of Physics and the Ilse Katz Center for Meso- and Nano-Scale Science and Technology, Ben Gurion University, Beer Sheva 84105, Israel*

(Dated: January 16, 2020)

Thermoelectric transport through a molecular junction under broken time-reversal symmetry conditions is studied. The symmetry is lifted by placing the molecule on one arm of an Aharonov-Bohm ring, pierced by a magnetic flux. The combination of this time-reversal symmetry breaking and the coupling between the electrons and the molecular vibrations generates several new thermoelectric phenomena. This nano-system is connected to three terminals: Two are the electronic reservoirs, supplying the transport electrons, and the third is the phonon bath which thermalizes the molecular vibrations. Expressions for the transport coefficients, relating the charge and heat currents to the temperature and chemical potential differences between the terminals, are derived to second order in the electron-vibration coupling. At linear response, these coefficients obey the full Onsager-Casimir relations. In particular, the thermopower is asymmetric under magnetic field reversal, opening the way for tuning of the thermoelectric efficiency of the device with the magnitude and the direction of the magnetic field. Under appropriate conditions, a temperature difference between the phonon bath and the electronic reservoirs can generate a charge and a heat currents between the latter. Similarly, temperature or chemical potential differences between the electronic reservoirs can generate a heat current between the molecular vibrations and the phonon bath. The magnitudes and the directions of these currents can also be monitored by the magnetic field.

PACS numbers: 85.65.+h, 73.63.Kv, 65.80.-g

Keywords: thermoelectric transport, charge and heat transport, electron-vibration interaction, molecular junctions, Aharonov-Bohm ring, Onsager-Casimir relations

## I. INTRODUCTION

Finite thermopower values in bulk conductors usually necessitate broken particle-hole symmetry. In mesoscopic structures this asymmetry may be fairly high and can be also controlled experimentally, leading to the possibility of realizing a relatively large thermopower coefficient. As a result there is currently much interest in investigations of thermoelectric phenomena in nanoscale devices at low temperatures. Experimental studies have been carried out on point-contacts,<sup>1,2</sup> quantum dots,<sup>3-5</sup> nanotubes,<sup>6-8</sup> silicon nanowires,<sup>9</sup> and more.

Very recently, the paramount importance of another symmetry breaking has been pointed out. It has been proposed that the thermal efficiency (defined at steady state as the ratio of the output power to the heat current) can be significantly enhanced once *time-reversal symmetry is broken and the thermopower coefficient becomes asymmetrical* (as a function of, e.g., a magnetic field).<sup>10</sup> Early theoretical studies of thermoelectric transport coefficients of microstructures had employed the Landauer approach.<sup>11-15</sup> Being based on the scattering matrix for non interacting electrons, the resulting thermopower (and other “non-diagonal” transport coefficients, see below) of two-terminal junctions were found to be symmetric under time-reversal. Later on, effects of electronic correlations (increasingly important at lower temperatures) on the thermopower produced in large<sup>16</sup> and single-level<sup>17</sup> quantum dots, in quantum wires,<sup>18</sup> in three-terminal quantum dots,<sup>19</sup> and in the Kondo regime<sup>20,21</sup> were considered. The role of such interactions in enhancing the thermoelectric efficiency in two-level

molecules has been examined as well.<sup>22</sup> In the present paper we stay in the Coulomb blockade regime, above the Kondo temperature, so that the charging energy due to the Coulomb interactions between the electrons on the microstructure can be included in a mean field (Hartree) manner.<sup>23</sup> Effectively, this allows us to consider non-interacting electrons, and concentrate on the other interactions discussed below.

Another interaction which has a strong influence on the thermopower involves the coupling of the electrons with vibrational modes. These effects were proposed as a tool to monitor the excitation spectrum of a molecule forming the junction between two leads.<sup>24,25</sup> It was suggested that the Seebeck effect in such bridges can be used for, beside converting heat into electric energy,<sup>26</sup> determining the location of the Fermi level of the transport electrons relative to the molecular levels, and also the sign of the dominant charge carriers, either for a molecular conductor,<sup>27-29</sup> or for an atomic chain.<sup>30,31</sup> This was confirmed experimentally, by STM measurements on the benzenedithiol family sandwiched between two gold electrodes.<sup>32</sup>

Theoretically, when the electrons’ coupling to the vibrational modes is ignored, the transport coefficients have the same functional form as in bulk conductors, with the energy-dependent transmission and its derivative replacing the conductivity.<sup>33</sup> Those are of course symmetric under time reversal in a two-terminal junction. Recently<sup>34</sup> we have considered the effects of the electron-vibration coupling on the thermopower of a single molecular junction, and found that this coupling can generate several new transport coefficients, which involve

heat transport between the electrons and the vibrational modes. When the molecule is coupled asymmetrically to its two electronic leads, these coefficients allow the generation of electronic current through the junction in response to a temperature difference between the molecule and a heat bath which couples to its vibrations. However, to the best of our knowledge, the signature of broken time-reversal symmetry in transport coefficients of nano devices subject to a magnetic field has not been analyzed.

In the present paper we consider the *combined effect of the electron-vibrations coupling and of the time-reversal breaking introduced by the magnetic flux*. This combination affects the transport coefficients in a profound way: It leads to an additional asymmetry (with respect to time reversal) of the above-mentioned transport coefficients, which now exist even for a *symmetric* coupling to the electronic leads. Thus, one can switch the direction of the electronic current by switching the sign of the magnetic field which breaks the time-reversal symmetry. Such switching may have some future technological applications.

To demonstrate these profound effects of time-reversal symmetry breaking, we study thermoelectric transport through a nanoscopic Aharonov-Bohm ring, threaded by a magnetic flux. One arm of the ring contains a molecular bridge (see the upper arm in Fig. 1), and we take into account the interaction of the transport electrons with the molecular vibrations. The ring is coupled to two electronic reservoirs (marked L and R), and the molecular vibrations are also coupled to a heat bath of their own (e.g. a phonon bath). Unlike the calculation in Ref. 34, the second (lower) arm of the ring generates quantum interference between the arms, which is sensitive to the Aharonov-Bohm flux threading the ring. As we show below, the calculations become much more complex, and the magnetic flux has important qualitative and quantitative effects on the thermopower. The necessary fluxes are usually generated by relatively small magnetic fields, so that we can ignore the Zeeman effects on the spins of the electrons.

In our model, the electronic reservoirs are specified by their temperatures,  $T_L$  and  $T_R$ , and by their chemical potentials,  $\mu_L$  and  $\mu_R$ . The molecule, represented by a localized level on the upper arm of the ring, is strongly coupled to a heat bath of its own (e.g. a phonon bath) and thus may be kept at a temperature different from those of the source and sink of the transport electrons,  $T_V$ . This makes the junction shown in Fig. 1 a mixed thermal/electronic three-terminal one. Such a strong coupling can be realized when the relaxation time due to the coupling of the molecule to its own heat bath,  $\tau_V$ , is short on the scale of the coupling of the molecule to the transport electrons. The latter is determined by the electron-vibration coupling,  $\gamma$  (and the conductance electrons density of states) which is the small parameter of our theory. Hence,  $\hbar/\tau_V$  may still be very small on all other physical scales, such as  $\hbar\omega_0$ , where  $\omega_0$  is the frequency of the vibrations, or the molecular (electronic)

level width. The phonon bath may be realized by an electronically insulating substrate or a piece of such material touching the junction, each held at a temperature  $T_V$ .

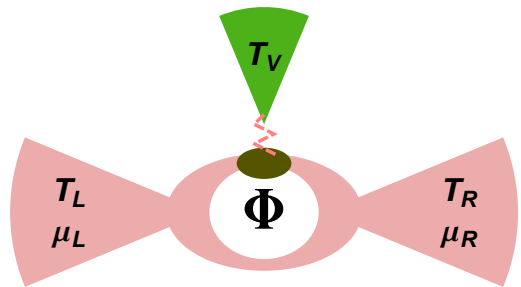


FIG. 1: A mixed, thermal-electronic, three-terminal system, modeled by a localized level (the ‘molecule’) placed on an Aharonov-Bohm ring which is attached to two electronic reservoirs, having different chemical potentials and temperatures,  $\mu_{L,R}$  and  $T_{L,R}$ , respectively. An electron residing on the molecule interacts with its vibrational modes. The population of these modes is determined by a coupling to a phonon source kept at temperature  $T_V$ . The ring is threaded by a magnetic flux  $\Phi$ , measured in units of the flux quantum,  $hc/e$ .

In this mixed thermal/electronic junction, heat supplied by the electronic and phonon baths [to which the electrons and the molecule are (separately) coupled] can be exchanged between the transport electrons and the vibrational modes. Even more intriguing, heat carried from the phonon bath to the vibrations can be converted into a charge current (or an electronic heat current) flowing between the electronic reservoirs. In order for this conversion to take place in a time-reversal symmetric system, the *spatial* symmetry of a molecular bridge must be broken, in addition to the broken electron-hole symmetry.<sup>34</sup> We show that in the presence of a magnetic flux, this conversion can also appear in a spatially-symmetric bridge, provided that the effective couplings to the leads are energy dependent.

Our calculations are confined to the linear-response regime with respect to the thermodynamic forces<sup>35</sup>  $\Delta\mu/e$  (with  $e$  being the electronic charge),  $\Delta T/T$  and  $\Delta T_V/T$ , where

$$\mu_{L(R)} = \mu \pm \frac{\Delta\mu}{2}, \quad (1)$$

and

$$T_{L(R)} = T \pm \frac{\Delta T}{2}, \quad T_V = T + \Delta T_V. \quad (2)$$

We find below that the electronic charge current,  $I$ , the electronic heat current,  $I_Q$ , and the energy/heat current from the phonon bath,  $-\dot{E}_V$ , are related to these forces by

$$\begin{bmatrix} I \\ I_Q \\ -\dot{E}_V \end{bmatrix} = \mathcal{M} \begin{bmatrix} \Delta\mu/e \\ \Delta T/T \\ \Delta T_V/T \end{bmatrix}, \quad (3)$$

where the Onsager matrix of the transport coefficients,  $\mathcal{M}$ , is

$$\mathcal{M} = \begin{bmatrix} G(\Phi) & K(\Phi) & X^V(\Phi) \\ K(-\Phi) & K_2(\Phi) & \tilde{X}^V(\Phi) \\ X^V(-\Phi) & \tilde{X}^V(-\Phi) & C^V(\Phi) \end{bmatrix}. \quad (4)$$

Here,  $G$  is the charge conductance and  $K_2$  is the heat conductance between the electronic leads, while  $K$  represents the Seebeck and the thermopower coefficients. The remaining coefficients exist only due to the electron-vibrations coupling, relating the heat current  $-\dot{E}_V$  to the three forces, or the three currents to the temperature difference between the phonon bath and the electronic reservoirs,  $\Delta T_V/T$ . This matrix satisfies the Onsager-Casimir relations. Confining ourselves to second order in the electron-vibration interaction, we find below that all three diagonal entries are even functions of the flux  $\Phi$ . The off-diagonal entries of  $\mathcal{M}$  consist each of a term even in the flux, and another one, odd in it, obeying altogether  $\mathcal{M}_{ij}(\Phi) = \mathcal{M}_{ji}(-\Phi)$ .

The flux dependence of the transport coefficients is very interesting. We find (see Secs. II and III for details) that there are three types of flux dependencies hiding in those six coefficients. First, there is the flux dependence resulting from interference processes which modify the self energy of the Green functions pertaining to the Aharonov-Bohm ring, in particular the broadening of the electronic resonance level due to the coupling with the leads. The interference leads to terms involving  $\cos \Phi$ . Secondly, there is the flux dependence which appears in the form of  $\cos 2\Phi$  (or alternatively,  $\sin^2 \Phi$ ). This reflects the contributions of time-reversed paths. These two dependencies are even in the flux. They yield the full flux dependence of the diagonal entries of the matrix  $\mathcal{M}$ , Eq. (4), and the even (in the flux) parts of the off-diagonal elements. Finally, there is the *odd* dependence on the flux, that appears as  $\sin \Phi$ . This dependence characterizes the odd parts of the off-diagonal entries of  $\mathcal{M}$ . These terms *vanish* in the absence of the coupling of the electrons to the vibrational modes.

The detailed calculations, based on derivations of the molecular Green function which use the Keldysh technique,<sup>36</sup> are rather complicated. Therefore, we summarize here our main qualitative results. Unmotivated readers can then skip the next two sections, and go to Sec. IV, which presents typical graphs showing the dependence of various thermoelectric transport coefficients on the magnetic flux. The ‘standard’ coefficients  $G$ ,  $K_2$  and  $K$  all exist even in the absence of the coupling between the electrons and the vibrations, and the latter coupling only yields small corrections, of order  $\gamma^2$ . At  $\gamma = 0$ , all these coefficients are even functions of the flux. As might be expected, the correction terms for the first two (diagonal) coefficients are also even functions of the flux. However, the correction to the off-diagonal thermopower (Peltier) coefficient,  $K(\Phi)$  [ $K(-\Phi)$ ], can contain contributions which are *both* an even and an odd function of the flux. The latter contribution arises only if

the lower arm of the ring is not perfect (i.e. it has non-vanishing reflection and transmission coefficients) *and* if the molecule’s coupling to the left and right leads is not symmetric. Furthermore, these transmission/reflection coefficients and/or the difference in the coupling energies must have some energy dependence. If the latter conditions are obeyed then one can increase or decrease the thermopower by flipping the magnetic field! In any case, flipping both  $L \leftrightarrow R$  and  $\Phi \leftrightarrow -\Phi$  leaves  $K(\Phi)$  invariant, as required by the Onsager relations.

The terms in the last row/column in the matrix  $\mathcal{M}$  exist only for a non-zero electron-vibration coupling; they are all of order  $\gamma^2$ . The diagonal term,  $C^V$ , is even in the flux. However, both  $X^V$  and  $\tilde{X}^V$  are sums of a term which is even in  $\Phi$ , but exists only if the coupling of the molecule to the leads is not symmetric, and a term which is odd in  $\Phi$ . Thus, both change sign under the simultaneous flipping  $L \leftrightarrow R$  and  $\Phi \leftrightarrow -\Phi$ . Some of these contributions vanish unless the anisotropy and/or the transmission of the lower branch depend on the energy. In the absence of the magnetic flux, both of these coefficients are non-zero only for an asymmetric coupling of the molecule to the leads. Indeed, this is also the case for a molecular bridge without the lower arm of the ring.<sup>34</sup> When the coupling of the molecular bridge to the leads is symmetric then both  $X^V$  and  $\tilde{X}^V$  are *odd* functions of the magnetic flux. When only the thermodynamic force  $\Delta T_V/T$  is non-zero, one can flip the direction of the electronic charge or heat currents by flipping the sign of the magnetic field.

The paper is organized as follows. The model used is specified in Sec. II, followed by the derivation of the expressions for the various currents. Section III details the various transport coefficients of the three-terminal junction in the linear-response regime. In particular, we examine the various symmetries of the coefficients, and verify that they obey the Onsager relations. Section IV is devoted to a discussion of our results; we consider the transport coefficients in certain simple cases, in particular their dependence on the spatial and electron-hole symmetries of the junction. We also discuss there the Wiedemann-Franz ratio of our three-terminal junction, and show that though it oscillates periodically with the magnetic flux, its value does not differ much from the ‘classical’ one (cf. Ref. 37).

## II. THE CURRENTS

In this section we present our model system, give details of the currents’ calculation, and verify their balance.

### A. The model

In our analysis, the molecular bridge is replaced by a single localized electronic level, representing the lowest available orbital of the molecule; when a transport electron resides on the level, it interacts (linearly) with Ein-

stein vibrations. Electronic correlations and spin effects are disregarded. Thus, the Hamiltonian of the molecular bridge, which includes the coupling with the vibrations, reads

$$\mathcal{H}_M = \epsilon_0 c_0^\dagger c_0 + \omega_0 (b^\dagger b + \frac{1}{2}) + \gamma (b + b^\dagger) c_0^\dagger c_0, \quad (5)$$

where  $\epsilon_0$  is the energy of the localized level,  $\omega_0$  is the frequency of the harmonic oscillator representing the vibrations, and  $\gamma$  is its coupling to the transport electrons. The Hamiltonian describing the tunneling between the molecule and the leads is

$$\mathcal{H}_{\text{coup}} = \sum_k (V_k c_k^\dagger c_0 + \text{Hc}) + \sum_p (V_p c_p^\dagger c_0 + \text{Hc}) \quad (6)$$

[using  $k(p)$  for the left (right) lead]. The leads' Hamiltonian is

$$\mathcal{H}_{\text{lead}} = \mathcal{H}_L + \mathcal{H}_R + \mathcal{H}_{LR}. \quad (7)$$

Here

$$\mathcal{H}_{L(R)} = \sum_{k(p)} \epsilon_{k(p)} c_{k(p)}^\dagger c_{k(p)} \quad (8)$$

is the Hamiltonian of each of the leads and

$$\mathcal{H}_{LR} = \sum_{kp} V_{kp} e^{i\Phi} c_k^\dagger c_p + \text{Hc} \quad (9)$$

describes the direct coupling between the two leads (pictorially shown as the lower arm of the ring in Fig. 1). In the phase factor  $e^{i\Phi}$ , the flux  $\Phi$  is measured in units of the flux quantum,  $hc/e$ . Since we use units in which  $\hbar = 1$ , the flux quantum is  $2\pi c/e$ . Thus, our model Hamiltonian is

$$\mathcal{H} = \mathcal{H}_{\text{lead}} + \mathcal{H}_M + \mathcal{H}_{\text{coup}}, \quad (10)$$

where the operators  $c_0^\dagger$ ,  $c_k^\dagger$ , and  $c_p^\dagger$  ( $c_0$ ,  $c_k$ , and  $c_p$ ) create (annihilate) an electron on the level, on the left lead, and on the right lead, respectively, while  $b^\dagger$  ( $b$ ) creates (annihilates) an excitation of frequency  $\omega_0$  on the molecule.

In the spirit of the Landauer approach,<sup>38</sup> the various reservoirs connected to the leads are described by the populations of the excitations pertaining to a specific reservoir. The electronic reservoirs on the left and on the right of the bridge are characterized by the electronic distributions  $f_L$  and  $f_R$ ,

$$f_{L(R)}(\omega) = \left(1 + \exp[\beta_{L(R)}(\omega - \mu_{L(R)})]\right)^{-1}, \quad (11)$$

determined by the respective Fermi functions, with  $\beta_{L(R)} = 1/k_B T_{L(R)}$ . The phonon reservoir, which determines the vibration population on the bridge, is characterized by the Bose-Einstein distribution,

$$N = \left(\exp[\beta_V \omega_0] - 1\right)^{-1}, \quad (12)$$

with  $\beta_V = 1/k_B T_V$ .

## B. Formal expressions for the currents

The charge current leaving the left lead is given by  $I_L \equiv -e\langle \dot{N}_L \rangle$ , where  $N_L = \sum_k c_k^\dagger c_k$  is the number operator on the left reservoir;  $I_L$  is the sum of the currents flowing from the left lead into the bridge and into the lower arm of the ring, see Fig. 1. In terms of the Keldysh Green functions,<sup>36</sup>

$$I_L = -e \int \frac{d\omega}{2\pi} \mathcal{J}_L(\omega), \quad (13)$$

where

$$\begin{aligned} \mathcal{J}_L(\omega) = & \sum_k V_k \left( G_{k;0}(\omega) - G_{0;k}(\omega) \right)^{<} \\ & + \sum_{kp} V_{kp} \left( e^{-i\Phi} G_{k;p}(\omega) - e^{i\Phi} G_{p;k}(\omega) \right)^{<}. \end{aligned} \quad (14)$$

The subscripts of the Green functions indicate the corresponding operators which form them. The electronic energy rate in the left electronic reservoir is  $\dot{E}_L \equiv \langle \dot{\mathcal{H}}_L \rangle$ ; the energy current leaving the left reservoir is given by Eqs. (13) and (14), with  $e$  replaced by  $\omega$  (within the integral). The electronic currents (charge and energy) associated with the right lead are  $-e\langle \dot{N}_R \rangle$  and  $-\dot{E}_R \equiv -\langle \dot{\mathcal{H}}_R \rangle$ ; they are given by Eqs. (13) and (14) upon interchanging  $k$  with  $p$ , L with R, and  $\Phi$  with  $-\Phi$ . (The explicit frequency dependence in some of the following equations is omitted for brevity.)

## C. Details of the currents' calculation

Using the Keldysh technique,<sup>36</sup> we express the currents in terms of the Green function of the localized level, denoted  $G \equiv G_{0;0}(\omega)$ . In the absence of the coupling to the vibrations, the retarded Green function of the localized level is given by

$$\mathcal{G}^r = \frac{1}{\omega - \epsilon_0 - \Sigma_l^r}, \quad (15)$$

while the advanced and greater Green functions are  $\mathcal{G}^a = [\mathcal{G}^r]^*$  and  $\mathcal{G}^< = \mathcal{G}^r \Sigma_l^< \mathcal{G}^a$ . Here,  $\Sigma_l^r$  and  $\Sigma_l^<$  are the self-energies due to the coupling with the leads,

$$\begin{aligned} \Sigma_l^r = & \frac{-i}{2(1+\lambda)} \left( \Gamma_L + \Gamma_R - 2i\sqrt{\lambda\Gamma_L\Gamma_R} \cos\Phi \right), \\ \Sigma_l^< = & \frac{i}{(1+\lambda)^2} \left( f_L(\Gamma_L + \lambda\Gamma_R) + f_R(\Gamma_R + \lambda\Gamma_L) \right. \\ & \left. + 2\sqrt{\lambda\Gamma_L\Gamma_R}(f_R - f_L) \sin\Phi \right). \end{aligned} \quad (16)$$

These self energies are determined by the resonance widths  $\Gamma_L(\omega)$  and  $\Gamma_R(\omega)$ , induced by the coupling with the left and right lead, dressed by all the interference

paths. In Eqs. (16),  $\lambda$  is the (dimensionless) direct coupling between the leads,

$$\lambda(\omega) = (2\pi)^2 \sum_{k,p} |V_{kp}|^2 \delta(\omega - \epsilon_k) \delta(\omega - \epsilon_p). \quad (17)$$

In our model, the transmission and reflection amplitudes of the lower arm of the ring alone (see Fig. 1),  $t_o$  and  $r_o$ , respectively, are chosen to be real and are given in terms of  $\lambda$ ,

$$t_o^2(\omega) = \frac{4\lambda(\omega)}{[1 + \lambda(\omega)]^2}, \quad r_o^2(\omega) = 1 - t_o^2(\omega). \quad (18)$$

The total width of the resonance level caused by the couplings to the leads,  $\Gamma$ , is given by  $-2\text{Im}\Sigma_l^r$  [see Eqs. (16) and (17)],

$$\Gamma(\omega) = \frac{\Gamma_L(\omega) + \Gamma_R(\omega)}{1 + \lambda(\omega)}, \quad (19)$$

while the asymmetry in those couplings is characterized by

$$\alpha^2(\omega) = \frac{4\Gamma_L(\omega)\Gamma_R(\omega)}{[\Gamma_L(\omega) + \Gamma_R(\omega)]^2}, \quad (20)$$

or alternatively

$$\bar{\alpha}(\omega) = \frac{\Gamma_L(\omega) - \Gamma_R(\omega)}{\Gamma_L(\omega) + \Gamma_R(\omega)}, \quad (21)$$

such that  $\alpha^2 + \bar{\alpha}^2 = 1$ . Equations (20) and (21) represent the *spatial* asymmetry of the junction.

The full retarded and lesser Green functions of the localized level are calculated up to second order in the cou-

pling to the vibrations,  $\gamma$ ,

$$G^r = \left( [\mathcal{G}^r]^{-1} - \delta\epsilon_V - \Sigma_V^r \right)^{-1}, \quad (22)$$

$$G^< = G^r \left( \Sigma_l^< + \Sigma_V^< \right) G^a,$$

and the advanced one is given by  $G^a = [G^r]^*$  (below we also use the greater Green function,  $G^>$ ). The superscripts on the self energies  $\Sigma$  have the same meaning as those indexing the Green functions. The coupling to the vibrations enters via the second self energy in Eqs. (22),  $\Sigma_V$ . To second order in  $\gamma$ , it is given by

$$\Sigma_V^r(\omega) = i\gamma^2 \int \frac{d\omega'}{2\pi} \left[ \frac{(1+N)\mathcal{G}^>(\omega') - N\mathcal{G}^<(\omega')}{\omega - \omega_0 - \omega' + i0^+} + \frac{N\mathcal{G}^>(\omega') - (1+N)\mathcal{G}^<(\omega')}{\omega + \omega_0 - \omega' + i0^+} \right]$$

$$\Sigma_V^<(\omega) = \gamma^2 \left( N\mathcal{G}^<(\omega - \omega_0) + (1+N)\mathcal{G}^<(\omega + \omega_0) \right)$$

$$\Sigma_V^>(\omega) = \gamma^2 \left( N\mathcal{G}^>(\omega + \omega_0) + (1+N)\mathcal{G}^>(\omega - \omega_0) \right), \quad (23)$$

where  $N$  denotes the population of the vibrational modes [see Eq. (12)];  $\delta\epsilon_V$  is the polaron shift,

$$\delta\epsilon_V = 2i \frac{\gamma^2}{\omega_0} \int \frac{d\omega}{2\pi} \mathcal{G}^<(\omega). \quad (24)$$

Note that the Green functions here contain  $\Sigma_l^<$  and  $\Sigma_l^>$ , and therefore they also depend on the flux  $\Phi$ .

In terms of these parameters, the integrand determining the electronic currents running from left to right [see Eqs. (14) and (22) and Fig. 1] is

$$\mathcal{J}_L = (f_R - f_L) \left( t_o^2 [1 - \Gamma \text{Im} G^a] + t_o r_o \Gamma \alpha \cos \Phi \text{Re} G^a \right) - i \frac{\Gamma}{2} \left( (1 + r_o \bar{\alpha}) [G^< - f_L (G^a - G^r)] + \alpha t_o \sin \Phi [G^< - f_R (G^a - G^r)] \right). \quad (25)$$

The corresponding integrand determining the currents flowing from right to left,  $\mathcal{J}_R$ , is obtained from Eq. (25) upon interchanging L with R and  $\Phi$  with  $-\Phi$ , a transformation which leaves  $G$  invariant.

Let us first consider the *sum* of the electronic currents, flowing from the left towards the ring and from the right towards the ring. Using Eqs. (16), we find

$$\mathcal{J}_L + \mathcal{J}_R = (\Sigma_l^r - \Sigma_l^a) G^< + \Sigma_l^< (G^a - G^r) = |G^a|^2 \left( \Sigma_l^> \Sigma_V^< - \Sigma_l^< \Sigma_V^> \right). \quad (26)$$

Therefore, up to second order in the coupling with the

vibrations, the sum of the currents is given by

$$\int \frac{\omega^s d\omega}{2\pi} (\mathcal{J}_L + \mathcal{J}_R) = \int \frac{\omega^s d\omega}{2\pi} |G^a|^2 \left( \Sigma_l^> \Sigma_V^< - \Sigma_l^< \Sigma_V^> \right), \quad (27)$$

where  $s = 0$  for the sum of the two electronic electric currents, and  $s = 1$  for the sum of the two electronic energy currents. Inserting here Eqs. (23) for the self energy due to the coupling with the vibrations, one obtains that Eq. (27) vanishes for  $s = 0$ , ensuring the electric current conservation,

$$\langle \dot{N}_L \rangle + \langle \dot{N}_R \rangle = 0. \quad (28)$$



On the other hand, for  $s = 1$  one finds

$$\int \frac{\omega d\omega}{2\pi} (\mathcal{J}_L(\omega) + \mathcal{J}_R(\omega)) = \gamma^2 \omega_0 \int \frac{d\omega}{2\pi} |\mathcal{G}^a(\omega_-) \mathcal{G}^a(\omega_+)|^2 \times \left( N \Sigma_i^>(\omega_+) \Sigma_i^<(\omega_-) - (1 + N) \Sigma_i^>(\omega_-) \Sigma_i^<(\omega_+) \right), \quad (29)$$

where we have introduced the abbreviations

$$\omega_{\pm} = \omega \pm \frac{\omega_0}{2}. \quad (30)$$

The energy current carried by the vibrations,  $\omega_0 d\langle b^\dagger b \rangle / dt$  [see Eq. (5)], may be calculated from the Keldysh phonon Green functions,<sup>36</sup> and it is straightforward to show that it is given by the result (29), ensuring the total energy conservation of our model,

$$-\dot{E}_V = \dot{E}_L + \dot{E}_R. \quad (31)$$

#### D. Explicit expressions for the currents

Returning to Eq. (25) and inserting there Eqs. (22), we find that, like the self energies,  $\mathcal{J}_L$  can be separated into two contributions, one from the coupling to the leads and the other from the coupling with the vibrations,

$$\mathcal{J}_L(\omega) = [f_R(\omega) - f_L(\omega)] \mathcal{J}^l(\omega) + \mathcal{J}_L^V(\omega), \quad (32)$$

where the ‘bare’ transmission probability between the leads is (cf. Ref. 39)

$$\mathcal{J}^l(\omega) = t_o^2 + t_o^2 \left( \frac{\Gamma^2}{4} [1 - \alpha^2 \cos^2 \Phi] |G^a|^2 - \Gamma \text{Im} G^a \right) + t_o r_o \Gamma \alpha \cos \Phi \text{Re} G^a + \frac{\Gamma^2 \alpha^2}{4} |G^a|^2. \quad (33)$$

The first term here,  $t_o^2$ , yields the conductance in the absence of the ring arm carrying the bridge (see Fig. 1), while the last term yields the conductance of that arm alone. All other three terms in Eq. (33) result from various interference processes which do not involve the coupling to the vibrations [apart from their renormalization of the bridge Green function, see Eqs. (22)]. This ‘bare’ transmission probability is an *even* function of the flux  $\Phi$ .

The contribution of the coupling to the vibrations, i.e. the last term of Eq. (32), is given to order  $\gamma^2$  by

$$\mathcal{J}_L^V(\omega) = -i \frac{\Gamma}{2} |\mathcal{G}^a|^2 \left( a_+ [\Sigma_V^<(1 - f_L) + \Sigma_V^> f_L] + b \sin \Phi [\Sigma_V^<(1 - f_R) + \Sigma_V^> f_R] \right), \quad (34)$$

where

$$\begin{aligned} a_{\pm}(\omega) &= 1 \pm \bar{\alpha}(\omega) r_o(\omega), \\ b(\omega) &= \alpha(\omega) t_o(\omega), \end{aligned} \quad (35)$$

see Eqs. (18), (20), and (21). (The function  $a_-$  is obtained from the function  $a_+$  upon interchanging L with R.)

We are now in position to present the detailed expressions for the currents, by employing Eq. (32) [and the analogous one, obtained upon interchanging there L with R and  $\Phi$  with  $-\Phi$ ]. The electric current is

$$\begin{aligned} I &= -e \int \frac{d\omega}{2\pi} [f_R(\omega) - f_L(\omega)] \mathcal{J}^l(\omega) \\ &\quad - e \int \frac{d\omega}{4\pi} c(\omega, \Phi) \mathcal{J}_0^V(\omega), \end{aligned} \quad (36)$$

while the energy current carried by the electrons is

$$\begin{aligned} I_E &= - \int \frac{\omega d\omega}{2\pi} [f_R(\omega) - f_L(\omega)] \mathcal{J}^l(\omega) \\ &\quad - \int \frac{d\omega}{4\pi} c(\omega, \Phi) \mathcal{J}_1^V(\omega). \end{aligned} \quad (37)$$

The function

$$c(\omega, \Phi) = \gamma^2 \frac{\Gamma(\omega_+) \Gamma(\omega_-)}{4} |\mathcal{G}^a(\omega_+) \mathcal{G}^a(\omega_-)|^2 \quad (38)$$

introduced in Eqs. (36) and (37) has a simple meaning. Keeping in mind that  $(\Gamma/2) |\mathcal{G}^a|^2$  sets the scale for the local density of states on the bridge (to leading order), it is seen that  $c(\omega, \Phi)$  is the product of the local densities of states at the two shifted frequencies  $\omega_{\pm}$  [see Eq. (30)], multiplied by the coupling to the vibrations,  $\gamma^2$ . Note that the broadening of the energy level on the dot resulting from the coupling to the leads depends on the flux  $\Phi$ , see Eqs. (16), leading in turn to the flux dependence of  $\mathcal{G}$  and of the function  $c$ , Eq. (38). This is the  $\cos \Phi$  dependence resulting from the usual interference processes, discussed in Sec. I.

The other function introduced above is  $\mathcal{J}_s^V$ , where  $s = 0$  in Eq. (36), and  $s = 1$  in Eq. (37),

$$\begin{aligned}
\mathcal{J}_s^V(\omega) = & F_{LL}(\omega) \left( \omega_+^s g_{++}(\omega_+) g_{+-}(\omega_-) - \omega_-^s g_{++}(\omega_-) g_{+-}(\omega_+) \right) \\
& + F_{RR}(\omega) \left( -\omega_+^s g_{--}(\omega_+) g_{-+}(\omega_-) + \omega_-^s g_{--}(\omega_-) g_{-+}(\omega_+) \right) \\
& + F_{LR}(\omega) \left( \omega_+^s g_{++}(\omega_+) g_{-+}(\omega_-) + \omega_-^s g_{--}(\omega_-) g_{+-}(\omega_+) \right) \\
& + F_{RL}(\omega) \left( -\omega_+^s g_{--}(\omega_+) g_{+-}(\omega_-) - \omega_-^s g_{++}(\omega_-) g_{-+}(\omega_+) \right). \tag{39}
\end{aligned}$$

The various excitation populations characterizing the reservoirs are incorporated into the functions  $F_{nn'}$ ,

$$\begin{aligned}
F_{nn'}(\omega) = & N[1 - f_n(\omega_+)]f_{n'}(\omega_-) \\
& - (1 + N)[1 - f_{n'}(\omega_-)]f_n(\omega_+), \tag{40}
\end{aligned}$$

[see Eqs. (11) and (12)]. In addition, the four functions  $g_{\mu\nu}$  ( $\mu, \nu = \pm$ ) are given by

$$g_{\mu\nu}(\omega) = a_\mu(\omega) + \nu b(\omega) \sin \Phi. \tag{41}$$

Finally, the energy current carried by the vibrations is given by

$$\begin{aligned}
-\dot{E}_V = & \omega_0 \int \frac{d\omega}{4\pi} \left( F_{LL}(\omega) g_{+-}(\omega_+) g_{+-}(\omega_-) \right. \\
& + F_{RR}(\omega) g_{-+}(\omega_+) g_{-+}(\omega_-) \\
& + F_{LR}(\omega) g_{+-}(\omega_+) g_{-+}(\omega_-) \\
& \left. + F_{RL}(\omega) g_{-+}(\omega_+) g_{+-}(\omega_-) \right). \tag{42}
\end{aligned}$$

These lengthy expressions are significantly simplified when one assumes a symmetrically-coupled bridge, or a perfect bare transmission of the lower arm of the ring (see Fig. 1). In both cases, Eqs. (35) yield  $a_\pm = 1$  and  $b = t_o$ .

### III. THE LINEAR-RESPONSE REGIME

In the linear-response regime one expands all currents to first order in the driving forces, which in our case are  $\Delta\mu/e$ ,  $\Delta T/T$ , and  $\Delta T_V/T$  (see discussion in Sec. I). This amounts to expanding the Fermi distributions, Eq. (11), around the common temperature  $T$  and the common chemical potential  $\mu$  of the device, i.e., around  $f(\omega) = [\exp(\beta(\omega - \mu)) + 1]^{-1}$ , and the vibrational mode population, Eq. (12), around the Bose function  $N_T = [\exp(\beta\omega_0) - 1]^{-1}$ , where  $\beta = 1/k_B T$ .

The electric current in the linear-response regime takes the form

$$I = G(\Phi) \frac{\Delta\mu}{e} + K(\Phi) \frac{\Delta T}{T} + X^V(\Phi) \frac{\Delta T_V}{T}. \tag{43}$$

As is clear from the discussion in Sec. II, there are two contributions to each of the first two terms of the electric current, one resulting from the coupling to the leads

alone [the first term on the right-hand side of Eq. (36)] and the other coming from the additional coupling to the vibrations. The last term in Eq. (43) exists only in the presence of the latter coupling. Accordingly,

$$\begin{aligned}
G &= G^I + G^V, \\
K &= K^I + K^V, \tag{44}
\end{aligned}$$

with

$$G^I(\Phi) = e^2 \int \frac{d\omega}{2\pi} \mathcal{T}^I(\omega, \Phi), \tag{45}$$

where

$$\mathcal{T}^I(\omega, \Phi) = \beta f(\omega) [1 - f(\omega)] \mathcal{J}^I(\omega, \Phi) \tag{46}$$

is essentially the ‘bare’ transmission probability, Eq. (33), at the Fermi energy (at low temperatures). Similarly the transport coefficient related to the electronic thermopower is

$$K^I(\Phi) = e \int \frac{d\omega}{2\pi} (\omega - \mu) \mathcal{T}^I(\omega, \Phi). \tag{47}$$

These expressions for the transport coefficients are the standard ones, see for example Ref. 11; both coefficients,  $G^I$  and  $K^I$ , are even in the magnetic flux.

Next we examine the contribution of the ‘vibronic’ transitions to the transport coefficients. Introducing the function

$$\mathcal{T}^V(\omega, \Phi) = \beta N_T f(\omega_-) [1 - f(\omega_+)] c(\omega, \Phi), \tag{48}$$

we find

$$G^V(\Phi) = e^2 \int \frac{d\omega}{\pi} \mathcal{T}^V(\omega, \Phi) m_0(\omega, \Phi), \tag{49}$$

where

$$\begin{aligned}
m_0(\omega, \Phi) = & 1 - \bar{\alpha}(\omega_-) \bar{\alpha}(\omega_+) r_o(\omega_-) r_o(\omega_+) \\
& + \alpha(\omega_-) \alpha(\omega_+) t_o(\omega_-) t_o(\omega_+) \sin^2 \Phi. \tag{50}
\end{aligned}$$

[We remind the reader that  $\alpha$  and  $\bar{\alpha}$  characterize the asymmetry of the bridge, see Eqs. (20) and (21), while  $t_o$  and  $r_o$  are the transmission and reflection amplitudes of the lower arm of the ring, see Eqs. (18). The frequencies  $\omega_\pm$  are given in Eq. (30).] Notice that the full

conductance  $G^I+G^V$  is even in the flux. Thus it is seen that the electron-vibration interaction introduces only a modest modification in the conductance, but does not lead to major effects.

This is not the case with all other transport coefficients of the ring. The thermopower coefficient  $K^V$  is given by

$$K^V(\Phi) = e \int \frac{d\omega}{\pi} (\omega - \mu) \mathcal{T}^V(\omega, \Phi) m_0(\omega, \Phi) + e \frac{\omega_0}{2} \sin \Phi \int \frac{d\omega}{\pi} \mathcal{T}^V(\omega, \Phi) m_1(\omega), \quad (51)$$

where

$$m_1(\omega) = \alpha(\omega_+) t_o(\omega_+) \bar{\alpha}(\omega_-) r_o(\omega_-) - \alpha(\omega_-) t_o(\omega_-) \bar{\alpha}(\omega_+) r_o(\omega_+). \quad (52)$$

While the first term of  $K^V$  is even in the flux, the second term is an odd function of  $\Phi$ . However, this odd component appears only if the bridge is not coupled symmetrically to the leads, and the transmission of the lower arm of the ring is not perfect (to ensure interference). In addition,  $K^V$  is invariant under the simultaneous transformation  $L \leftrightarrow R$  [which changes the sign of  $\bar{\alpha}$ , see Eq. (21)] and  $\Phi \leftrightarrow -\Phi$ . Also note that, again, the  $\sin \Phi$  dependence of this transport coefficient vanishes in the absence of the coupling to the vibrational modes.

Finally, the coefficient  $X^V$  [see Eq. (43)] is

$$X^V(\Phi) = e\omega_0 \int \frac{d\omega}{\pi} \mathcal{T}^V(\omega, \Phi) m_2(\omega, \Phi), \quad (53)$$

with

$$m_2(\omega, \Phi) = \bar{\alpha}(\omega_-) r_o(\omega_-) + \alpha(\omega_-) t_o(\omega_-) \sin \Phi - \bar{\alpha}(\omega_+) r_o(\omega_+) - \alpha(\omega_+) t_o(\omega_+) \sin \Phi. \quad (54)$$

Note that under the transformation  $L \leftrightarrow R$  and  $\Phi \leftrightarrow -\Phi$ ,  $X^V$  changes its sign.

In an analogous fashion we derive the heat current carried by the electrons, and find

$$I_Q = K(-\Phi) \frac{\Delta\mu}{e} + K_2(\Phi) \frac{\Delta T}{T} + \tilde{X}^V(\Phi) \frac{\Delta T_V}{T}. \quad (55)$$

Here, the transport coefficient related to the thermal conductivity,  $K_2$ , has again two contributions,

$$K_2 = K_2^I + K_2^V, \quad (56)$$

where

$$K_2^I(\Phi) = \int \frac{d\omega}{2\pi} (\omega - \mu)^2 \mathcal{T}^I(\omega, \Phi) \quad (57)$$

as expected, while the ‘vibronic’ term is

$$K_2^V(\Phi) = \int \frac{d\omega}{\pi} (\omega - \mu)^2 \mathcal{T}^V(\omega, \Phi) m_0(\omega, \Phi) + \frac{\omega_0^2}{4} \int \frac{d\omega}{\pi} \mathcal{T}^V(\omega, \Phi) \bar{m}_0(\omega, \Phi), \quad (58)$$

with

$$\bar{m}_0(\omega, \Phi) = 2 - m_0(\omega, \Phi). \quad (59)$$

One notes that  $K_2$  is even in the flux. The last transport coefficient in Eq. (55) is

$$\tilde{X}^V(\Phi) = \omega_0 \int \frac{d\omega}{\pi} (\omega - \mu) \mathcal{T}^V(\omega, \Phi) m_2(\omega, \Phi) - \frac{\omega_0^2}{2} \int \frac{d\omega}{\pi} \mathcal{T}^V(\omega, \Phi) \bar{m}_2(\omega, \Phi), \quad (60)$$

with

$$\bar{m}_2(\omega, \Phi) = \bar{\alpha}(\omega_-) r_o(\omega_-) + \alpha(\omega_-) t_o(\omega_-) \sin \Phi + \bar{\alpha}(\omega_+) r_o(\omega_+) + \alpha(\omega_+) t_o(\omega_+) \sin \Phi. \quad (61)$$

This coefficient changes its sign under the simultaneous transformation  $L \leftrightarrow R$  and  $\Phi \leftrightarrow -\Phi$ , as expected from the Onsager relations.

The energy current from the thermal bath takes the form

$$-\dot{E}_V = X^V(-\Phi) \frac{\Delta\mu}{e} + \tilde{X}^V(-\Phi) \frac{\Delta T}{T} + C^V \frac{\Delta T_V}{T}, \quad (62)$$

where the third coefficient here is

$$C^V = 2\omega_0^2 \int \frac{d\omega}{\pi} \mathcal{T}^V(\omega, \Phi), \quad (63)$$

and is an even function of the flux. Collecting all results, we arrive at the matrix form for the relations among the currents and the driving forces, Eqs. (3) and (4).

#### IV. EXAMPLES AND DISCUSSION

The ‘standard’ transport coefficients, related to the electronic currents (first two rows/columns in the matrix  $\mathcal{M}$ ) are mainly due to the transport of the electrons between the electronic terminals. These coefficients have only slight modifications from the (small) coupling to the vibrations. Note though that the thermopower  $K(\Phi)$  (and the corresponding Peltier coefficient  $K(-\Phi)$ ) are asymmetrical with respect to the magnetic flux. This dependence on  $\Phi$  can be tuned experimentally, and therefore one may hope to tune the thermoelectric efficiency as well.<sup>10</sup>

As is clear from the results in Sec. III (and also from Ref. 34, which treated the bridge without the lower branch), the interesting effect induced exclusively by the coupling of the electrons to the vibrational mode is the possibility to create an electric current, or an electronic heat current, by applying a temperature difference  $\Delta T_V$  on the phonon bath thermalizing this mode. These new thermoelectric phenomena are specified by the two coefficients  $X^V$  and  $\tilde{X}^V$ , Eqs. (53) and (60), respectively. Therefore, we confine the remaining discussion in this section to these coefficients. To make a closer connection



with a possible experiment, we introduce the (dimensionless) coefficients

$$S^V = e\beta \frac{X^V}{G}, \quad (64)$$

and

$$\tilde{S}^V = \frac{\tilde{X}^V}{K_2}. \quad (65)$$

The first gives the potential drop across the molecular bridge created by  $\Delta T_V$  when the temperature drop there,  $\Delta T$ , vanishes, and the second yields the temperature difference created by  $\Delta T_V$  when  $\Delta\mu = 0$  [or the inverse processes, see Eqs. (3) and (4)]. For both the conductance,  $G$ , and the thermal conductance,  $K_2$ , we use below their leading terms, resulting from the coupling to the leads alone (the numerators result from the coupling to the vibrations, and hence are already of order  $\gamma^2$ ).

As mentioned above, the transport coefficients of our three-terminal junction obey the Onsager-Casimir relations. They do it though in a somewhat unique way: the “off-diagonal” elements are related to one another by the reversal of the magnetic field. However, they are not purely odd functions of it. A special situation arises when the molecule is connected *symmetrically* to the two leads. In that case, the anisotropy parameter  $\bar{\alpha}$  vanishes, while  $\alpha = 1$  [see Eqs. (20) and (21)]. Then, the two coefficients,  $X^V$  and  $\tilde{X}^V$ , are odd functions of the flux, resembling the thermal Hall effect discussed recently in connection with quantum magnets,<sup>40</sup>

$$X^V(\Phi) = e\omega_0 \sin \Phi \int \frac{d\omega}{\pi} \mathcal{T}^V(\omega, \Phi) (t_o(\omega_-) - t_o(\omega_+)), \quad (66)$$

and

$$\begin{aligned} \tilde{X}^V(\Phi) = \omega_0 \sin \Phi \int \frac{d\omega}{\pi} \mathcal{T}^V(\omega, \Phi) \\ \times (t_o(\omega_-)(\omega_- - \mu) - t_o(\omega_+)(\omega_+ - \mu)). \end{aligned} \quad (67)$$

In other words, the thermoelectric processes described by  $X^V(\Phi)$  and  $\tilde{X}^V(\Phi)$  require a certain symmetry-breaking. In the absence of the magnetic field, that is supplied by the spatial asymmetry of the junction; in the presence of a flux, those processes appear also for a junction symmetrically coupled to the leads, provided that the couplings to the leads depend on the energy.

When the two leads connected to the electronic reservoirs are identical (making the molecular bridge symmetric), and when the Fermi energy is set at the middle of the energy band, the transmission amplitude of the direct bond between the two leads,  $t_o$  [see Eqs. (18)], is an even function of  $\omega$ . The function  $\mathcal{T}^V(\omega, \Phi)$ , given by Eqs. (38) and (48), is not entirely even or odd in  $\omega$ , and therefore *a priori* the integrals which give  $X^V(\Phi)$  and  $\tilde{X}^V(\Phi)$  do not vanish. However, the asymmetry in the  $\omega$ -dependence

of the integrand (which results from the  $\omega$ -dependence of the Green function) is not very large. As a result,  $S^V$  is extremely small, while  $\tilde{S}^V$  is not (because of the extra  $\omega$  factor in the integrand), see Fig. 2. These plots are computed using  $\Gamma(\omega) = \Gamma^0 \sqrt{1 - (\omega/W)^2}$ , and  $\lambda(\omega) = \lambda^0 [1 - (\omega/W)^2]$ , where  $W$  is half the bandwidth, and all energies are measured in units of  $k_B T$  (we have set  $\Gamma^0 = \lambda^0 = 1$  and  $W = 50$ ).

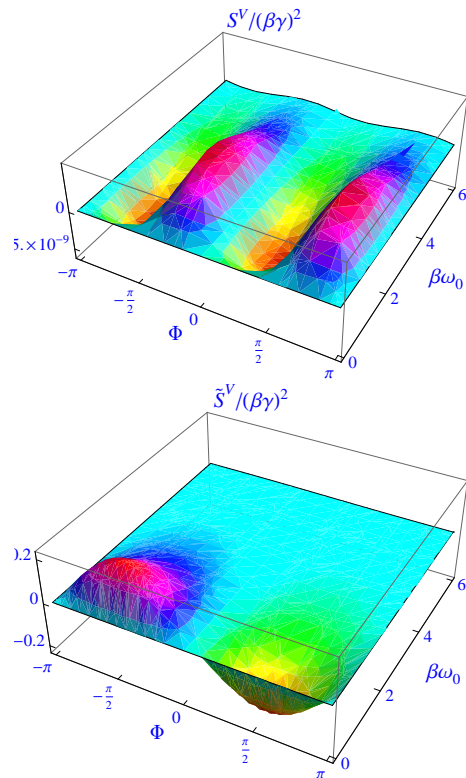


FIG. 2: (color online.) The transport coefficients  $S^V$  and  $\tilde{S}^V$  as functions of the flux (measured in units of the flux quantum) and  $\beta\omega_0$ , for a symmetric bridge.

The relative magnitudes of  $S^V$  and  $\tilde{S}^V$  are significantly changed when the molecule is coupled *asymmetrically* to the leads, and moreover, the character of the charge carriers on the two reservoirs is different. Let us assume that the left reservoir is represented by an electron band, such that the partial width it causes to the resonant level is given by

$$\Gamma_L(\omega) = \Gamma_L^0 \sqrt{\frac{\omega - \omega_c}{\omega_v - \omega_c}}, \quad (68)$$

while the right reservoir is modeled by a hole band, with

$$\Gamma_R(\omega) = \Gamma_R^0 \sqrt{\frac{\omega_v - \omega}{\omega_v - \omega_c}}. \quad (69)$$

The corresponding quantity pertaining to the lower arm of the ring in Fig. 1 is

$$\lambda(\omega) = \lambda^0 \sqrt{\frac{\omega_v - \omega}{\omega_v - \omega_c}} \sqrt{\frac{\omega - \omega_c}{\omega_v - \omega_c}}. \quad (70)$$

Here,  $\omega_c$  is the bottom of the conductance band (on the left side of the junction), while  $\omega_v$  is the top of the hole band (on the right one). The energy integration determining the various transport coefficients is therefore limited to the region  $\omega_c \leq \omega \leq \omega_v$ . (For convenience, we normalize the  $\Gamma$ 's by the full band width,  $2W = \omega_v - \omega_c$ .) Examples of results in such a case are shown in Fig. 3, computed with  $\Gamma_L^0 = \Gamma_R^0 = \lambda^0 = 1$  [see Eqs. (68), (69), and (70)], and  $\omega_c = -\omega_v = 100$ , all in units of  $k_B T$ .

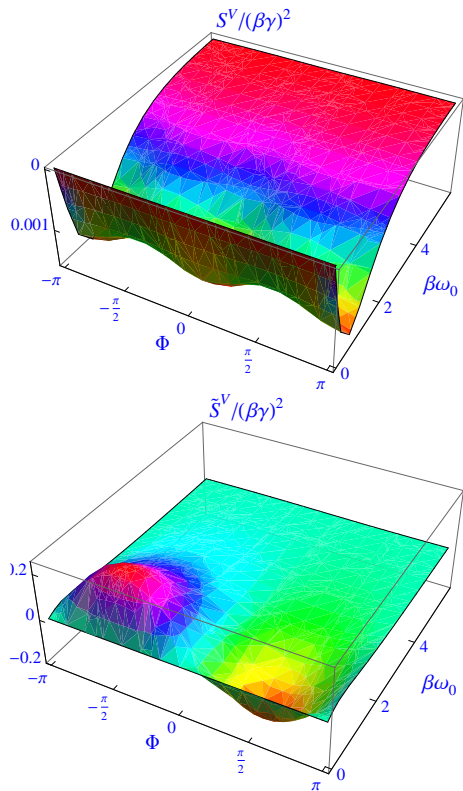


FIG. 3: (color online.) Same as Fig. 2, for an asymmetric bridge.

Remarkably enough, the coefficient  $\tilde{S}^V$ , which measures the ability of the device to turn a temperature difference on the phonon bath thermalizing the molecular vibrations into a temperature difference across the molecule is not very sensitive to the details of the model, apparently because the term proportional to  $\sin \Phi$  in Eq. (60) is the dominant one. This means that by reversing the direction of the magnetic field, one reverses the sign of the temperature difference or alternatively, the sign of the electronic heat current. On the other hand, the coefficient  $S^V$ , which sets the scale of the capability to turn a temperature difference across that phonon bath into an electric current, is far more sensitive to the details of the model (as expressed e.g. in our choice for the density of states on the leads) and is less affected by the magnetic field.

We now return to the diagonal charge and heat conductances. Figure 4 shows the flux-dependence of their

dimensionless ratio,  $\beta^2 e^2 K_2 / G$ , plotted with the same parameters as above. It is interesting to observe that, for both the symmetric and the asymmetric bridges, this ratio remains quite close to the textbook Wiedemann-Franz ratio  $\pi^2/3$ , calculated from the Fermi-Dirac distribution of a free electron gas.<sup>41</sup> This is quite surprising, in view of the much richer resonance structure of the transmission through the ring.

In conclusion, we have found that the thermoelectric transport coefficients through a vibrating molecular junction, placed on an Aharonov-Bohm interferometer, have an interesting dependence on the magnetic flux. In particular, the coefficients which relate the temperature difference between the phonon and electron reservoirs to the charge and heat currents carried by the electrons, which exist only due to the electron-vibron coupling, can be enhanced by the magnetic flux.

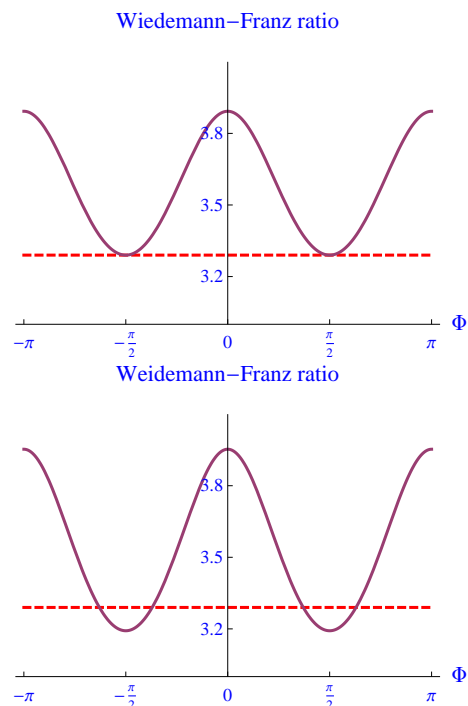


FIG. 4: (color online) The Wiedemann-Franz ratio,  $\beta^2 e^2 K_2 / G$ , as a function of the magnetic flux (in units of the flux quantum), for a symmetric (top) and the asymmetric (bottom) bridges. The dotted line is  $\pi^2/3$ . Parameters are the same as for Figs. 2 and 3.

### Acknowledgments

Numerous enlightening discussions with Y. Imry are gratefully acknowledged. This work was supported by the German Federal Ministry of Education and Research (BMBF) within the framework of the German-Israeli project cooperation (DIP), and by the US-Israel Binational Science Foundation (BSF).

- \* Electronic address: oraentin@bgu.ac.il; Also at Tel Aviv University.
- † Also at Tel Aviv University.
- <sup>1</sup> L. W. Molenkamp, Th. Gravier, H. van Houten, O. J. A. Buijk, and M. A. A. Mabeoone, Phys. Rev. Lett. **68**, 3765 (1992).
  - <sup>2</sup> H. van Houten, L. W. Molenkamp, C. W. J. Beenakker, and C. T. Foxon, Semicond. Sci. Technol. **7**, B215 (1992).
  - <sup>3</sup> A. A. M. Staring, L. W. Molenkamp, B. W. Alphenaar, H. van Houten, O. J. A. Buijk, M. A. A. Mabeoone, C. W. J. Beenakker, and C. T. Foxon, EuroPhys. Lett. **22**, 57 (1993)
  - <sup>4</sup> A. S. Dzurak, C. G. Smith, C. H. W. Barnes, M. Pepper, L. Martin-Moreno, C. T. Liang, D. A. Ritchie, and G. A. C. Jones, Phys. Rev. B **55**, 10197(R) (1997).
  - <sup>5</sup> B. Ludoph and J. M. van Ruitenbeek, Phys. Rev. B **59**, 12290 (1999).
  - <sup>6</sup> J. Hone, I. Ellwood, M. Muno, A. Mizel, M. L. Cohen, A. Zettl, A. G. Rinzier, and R. E. Smalley, Phys. Rev. Lett. **80**, 1042 (1998).
  - <sup>7</sup> J. P. Small, K. M. Perez, and P. Kim, Phys. Rev. Lett. **91**, 256801 (2003).
  - <sup>8</sup> P. Kim, L. Shi, A. Majumdar, and P. L. McEuen, Phys. Rev. Lett. **87**, 215502 (2001).
  - <sup>9</sup> A. I. Hochbaum, R. Chen, R. D. Delgado, W. Liang, E. C. Garnett, M. Najarian, A. Majumdar, and P. Yang, Nature **451**, 163 (2008); A. I. Boukai, Y. Bunimovich, J. Tahir-Kheli, J-K. Yu, W. A. Goddard III, and J. R. Heath, *ibid.*, 168 (2008).
  - <sup>10</sup> G. Benenti, K. Saito, and G. Casati, Phys. Rev. Lett. **106**, 230602 (2011); K. Saito, G. Benenti, G. Casati, and T. Prosen, arXiv:1107.1431.
  - <sup>11</sup> U. Sivan and Y. Imry, Phys. Rev. B **33**, 551 (1986).
  - <sup>12</sup> P. Streda, J. Phys.: Condens. Matter **1**, 1025 (1989).
  - <sup>13</sup> P. N. Butcher, J. Phys.: Condens. Matter **2**, 4869 (1990).
  - <sup>14</sup> C. R. Proetto, Phys. Rev. B **44**, 9096 (1991).
  - <sup>15</sup> C. W. J. Beenakker and A. A. M. Staring, Phys. Rev. B **46**, 9667 (1992).
  - <sup>16</sup> M. Turek and K. A. Matveev, Phys. Rev. B **65**, 115332 (2002); K. A. Matveev and A. V. Andreev, *ibid.* **66**, 045301 (2002).
  - <sup>17</sup> T-S. Kim and S. Hershfield, Phys. Rev. B **67**, 165313 (2003).
  - <sup>18</sup> A. M. Lunde and K. Flensberg, J. Phys.: Condens. Matter **17**, 3879 (2005); A. M. Lunde, K. Flensberg, and L. I. Glazman, Phys. Rev. Lett. **97**, 256802 (2006).
  - <sup>19</sup> R. A. Žak and K. Flensberg, Phys. Rev. B **77**, 045329 (2008).
  - <sup>20</sup> M. Lakner and H. v. Löhneysen, Phys. Rev. Lett. **70**, 3475 (1993); R. Scheibner, H. Buhmann, D. Reuter, M. N. Kiselev, and L. W. Molenkamp, Phys. Rev. Lett. **95**, 176602 (2005).
  - <sup>21</sup> T. K. T. Nguyen, M. N. Kiselev, and V. E. Kravtsov, Phys. Rev. B **82**, 113306 (2010).
  - <sup>22</sup> M. Wierzbicki and R. Świrkowicz, J. Phys: Condens. Matter **22**, 185302 (2010); Phys. Rev. B **84**, 075410 (2011); P. Trocha and J. Barnás, arXiv:1108.2422.
  - <sup>23</sup> e.g. G. Hackenbroich and H. A. Weidenmüller, Europhys. Lett. **38**, 129 (1997); G. Hackenbroich, Phys. Rep. **343**, 463 (2001).
  - <sup>24</sup> J. Koch, F. von Oppen, Y. Oreg, and E. Sela, Phys. Rev. B **70**, 195107 (2004).
  - <sup>25</sup> C. M. Finch, V. M. García-Suárez, and C. J. Lambert, Phys. Rev. B **79**, 033405 (2009).
  - <sup>26</sup> P. Murphy, S. Mukerjee, and J. Moore, Phys. Rev. B **78**, 161406(R) (2008).
  - <sup>27</sup> M. Paulsson and S. Datta, Phys. Rev. B **67**, 241403(R) (2003).
  - <sup>28</sup> Y-S. Liu and Y-C. Chen, Phys. Rev. B **79**, 193101 (2009).
  - <sup>29</sup> S-H. Ke, W. Yang, S. Curtarolo, and H. U. Baranger, Nano Lett. **9**, 1011 (2009); J. P. Bergfield and C. A. Stafford, *ibid.*, 3072 (2009).
  - <sup>30</sup> X. Zheng, W. Zheng, Y. Wei, Z. Zeng, and J. Wang, J. Chem. Phys. **121**, 8537 (2004).
  - <sup>31</sup> D. Segal, Phys. Rev. B. **72**, 165426 (2005).
  - <sup>32</sup> P. Reddy, S-Y Jang, R. A. Segalman, and A. Majumdar, Science **315**, 1568 (2007); K. Baheti, J. A. Malen, P. Doak, P. Reddy, S-Y. Jang, D. Tilley, A. Majumdar, and R. A. Segalman, Nano Lett. **8**, 715 (2008).
  - <sup>33</sup> G. D. Mahan and J. O. Sofo, Proc. Natl. Acad. Sci. USA **93**, 7436 (1996).
  - <sup>34</sup> O. Entin-Wohlman, Y. Imry, and A. Aharony, Phys. Rev. B **82**, 115314 (2010).
  - <sup>35</sup> L. D. Landau and E. M. Lifshitz, *Statistical Physics*, part 1 §120, (Butterworth-Heinemann, Oxford, 1996).
  - <sup>36</sup> H. J. W. Haug and A-P. Jauho, *Quantum Kinetics in Transport and Optics of Semiconductors*, (Springer series in solid-state sciences 123, Springer-Verlag Berlin Heidelberg, 2008).
  - <sup>37</sup> B. Kubala, J. König, and J. Pekola, Phys. Rev. Lett. **100**, 066801 (2008).
  - <sup>38</sup> Y. Imry, *Introduction to Mesoscopic Physics*, 2nd edition (Oxford University Press, Oxford, 2002).
  - <sup>39</sup> W. Hofstetter, J. König, and H. Schoeller, Phys. Rev. Lett. **87**, 156803 (2001).
  - <sup>40</sup> H. Katsura, N. Nagaosa, and P. A. Lee, Phys. Rev. Lett. **104**, 066403 (2010).
  - <sup>41</sup> C. Kittel, *Introduction to Solid State Physics*, (John Wiley and Sons, London, 1953).