

Antiferromagnetism and Superconductivity in Cerium based Heavy Fermion Compounds

Georg Knebel, Dai Aoki, Jacques Flouquet

SPSMS, UMR-E CEA / UJF-Grenoble 1, INAC, 38054 Grenoble, France

Abstract

The study of competing ground states is a central issue in condensed matter physics. In this article we will discuss the interplay of antiferromagnetic order and unconventional superconductivity in Ce based heavy-fermion compounds. In all discussed examples superconductivity appears at the border of magnetic order. Special focus is given on the pressure–temperature–magnetic field phase diagram of CeRhIn₅ and CeCoIn₅ which allows to discuss microscopic coexistence of magnetic order and superconductivity in detail. A striking point is the similarity of the phase diagram of different classes of strongly correlated systems which is discussed briefly. The recently discovered non-centrosymmetric superconductors will open a new access with the possible mixing of odd and even parity pairing.

Keywords:

heavy fermions, unconventional superconductivity, quantum critical point, CeRhIn₅, CeCoIn₅

1. Introduction

The interplay of rivaling ground states and the appearance of unconventional superconductivity close to quantum critical points is a central issue in the physics of strongly correlated electron systems. This includes the search for new superconductors but also the understanding of the superconducting pairing mechanism. Ideal model systems for these studies are metallic heavy-fermion systems [1], but includes also high- T_c cuprates [2], organic charge transfer salts [3], and the recently discovered iron pnictide and chalcogenide superconductors [4]. In all these systems the superconducting phases exist at the border of rivaling ground states such as a magnetically ordered state and a paramagnetic state. In heavy-fermion systems both coexistence of antiferromagnetism (AF) or ferromagnetism (FM) with superconductivity has been observed and have been intensively studied.

Intermetallic lanthanide or actinide compounds allows detailed studies of the interplay of different orders. The strong Coulomb repulsion in the $4f$ of $5f$ shells and the strong hybridization with the conduction electrons give rise to the formation of heavy quasiparticles with a strong enhancement of the electron mass m^* up to 100 times higher than that of a usual metal. The strong electronic interactions can lead to a variety of different ground states: paramagnetic or magnetically ordered, coupled or not with superconductivity. Due to the very large electronic Grüneisen parameter the ground state of the heavy electron systems is very sensitive to external control parameters like pressure (p), doping, or magnetic field (H) and it can be tuned continuously from one ordered state to the other. By suppressing the ordering temperature to $T = 0$ a quantum

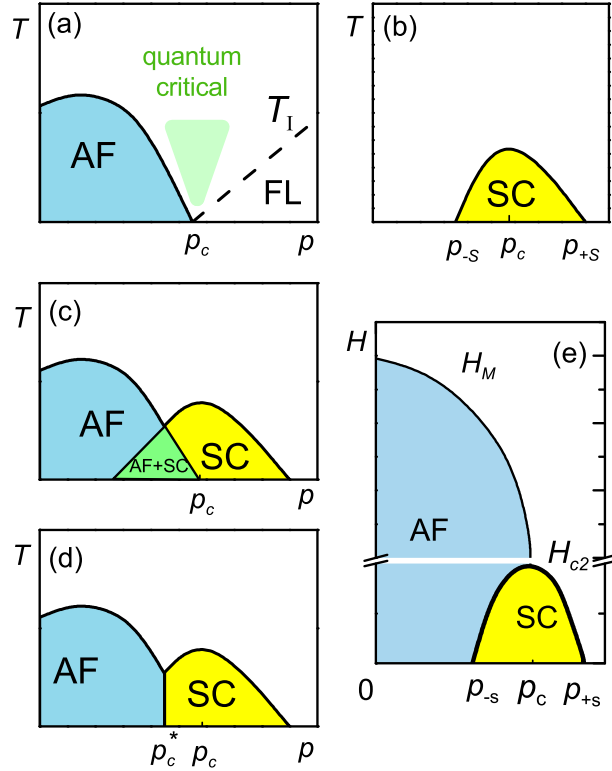


Figure 1: Schematic phase diagram of heavy fermion compounds indicating the interplay of antiferromagnetism (AF) and superconductivity (SC). (a) Temperature pressure phase diagram in absence of superconductivity. Close to the critical pressure p_c quantum criticality gets important and the magnetic order and the Fermi liquid regime collapses. (b) Superconducting phase without magnetic order. (c) Coexistence of AF and SC, (d) first order transition and separation of magnetism and superconductivity. (e) Magnetic field – pressure phase diagram at $T = 0$ with the collapse of H_M at the critical pressure and its interplay with the superconducting dome around p_c .

phase transition (QPT) can be induced by pressure. If a second order phase transition vanishes continuously to $T = 0$ as function of a non-thermal control parameter a so-called quantum critical point (QCP) can be achieved. In principle the heavy fermion state is that of a renormalized Fermi liquid with the linear γT term of the specific heat C and the Pauli susceptibility χ_0 strongly enhanced by a factor of 100 to 1000 in comparison to a classical metal. Furthermore the A coefficient of the electrical resistivity $\rho(T) = \rho_0 + AT^2$ is very large and related to the specific heat coefficient $\gamma = C/T$ by the so-called Kadowaki-Woods relation $A/\gamma^2 = const$ due to the strong local character of the magnetic fluctuations [5]. However, at a finite region around the critical value of the control parameter significant deviations from the Fermi-liquid behavior are observed experimentally with a strongly increasing specific heat coefficient C/T and a non quadratic temperature dependence of the resistivity to lowest temperatures. The origin of the non-Fermi liquid behavior is directly linked to the diverging coherence length of critical fluctuations at the critical point at $T = 0$. A recent review on quantum phase transitions in heavy fermion systems is given in Refs. [6, 7].

In difference to a classical phase transition at finite temperature where critical fluctuations are restricted on a small fraction of a reduced temperature scale, such an energy scale does not exist at a quantum phase transition and the system is governed by quantum fluctuations. However, this standard picture of a spin fluctuation driven transition from a magnetically ordered system to a paramagnetic system is not universal. E.g. the collapse of the magnetic order in the archetype non-Fermi liquid systems $\text{CeCu}_{6-x}\text{Au}_x$ or YbRh_2Si_2 cannot be described in the frame of spin-fluctuation theory. One recent theoretical concept is the so-called Kondo-breakdown scenario [8]. Here, the corresponding transition from the paramagnetic to a magnetic ground state is referred to as local criticality where the antiferromagnetic transition is accompanied by a partial localization of the f -electrons and a significant change of the Fermi surface volume is expected to appear at the critical pressure [8]. Other theoretical scenarios include an selective Mott transition of the f electrons [9], and for YbRh_2Si_2 it has been shown that many properties of the field driven quantum critical point in that system can be described by assuming a Zeeman-driven Lifshitz transition of narrow quasi-particle bands [10]. Superconductivity has not been observed in these systems.

While previous approaches discuss the spin degrees of freedom, critical valence fluctuations give rise to quantum criticality too, see Ref. 11). There it is shown that not only critical magnetic fluctuations may drive the system to superconductivity, but also critical valence fluctuations. This model has been basically developed after the observation of a second superconducting regime in CeCu_2Si_2 and CeCu_2Ge_2 under high pressure [12, 13, 14]. Very often both the magnetic and valence criticality are coupled, and both channels will contribute to the Cooper pairing.

In Fig.1(a) the pressure–temperature phase diagram of a heavy-fermion systems in a conventional spin fluctuation picture is plotted. Antiferromagnetic order vanishes at a quantum critical point and Fermi-liquid behavior is recovered on the paramagnetic side [15, 16]. Figure 1(b) shows the phase diagram of a superconductor, and the superconducting state is expected to exist over a dome in the pressure-temperature plane. In heavy-fermion systems these two phase diagram appears to be combined and a dome like unconventional superconducting state appears in the vicinity to the QPT where the quantum fluctuations diverge. These critical fluctuations are responsible for the attractive pairing interaction for the unconventional superconductivity [17]. In Fig. 1(c-d) we sketch the phase diagrams with (i) a coexistence regime of antiferromagnetic order and superconductivity AF+SC, with four second order transition lines coming together at a tetra-critical point at $T_N = T_c$ for a critical pressure p_c^* , or (ii) a first order transition between the antiferromagnetic phase and superconductivity which will also appear at a critical pressure p_c^* . In that case, phase separation between magnetic non-superconducting and paramagnetic superconducting phases may appear without any homogeneous coexistence. The application of a magnetic field at $T = 0$ will lead to the phase diagram sketched in Fig. 1(d). The important novelty will be the interplay of antiferromagnetism and superconductivity in the vortex state below p_c . Again, the coexistence of magnetism and superconductivity will appear below the critical pressure.

In the following we want to concentrate on Ce-based heavy-fermion compounds. The ground-state properties of these compounds are, in a simple picture, determined by the competition of the onsite Kondo interaction (where due to the exchange coupling of the local $4f$ spin to the conduction electrons the magnetic moment is screened and thus a paramagnetic ground state is formed) and the inter-site RKKY interactions (which gives rise to a magnetically ordered state). The competition of both interactions has been discussed in the so-called Doniach model [18]. Both interactions depend critically on the hybridization strength of the $4f$ states and the conduction states which can be easily modified by applying hydrostatic pressure. Thus, it is

possible to tune an antiferromagnetic heavy-fermion systems from a magnetically ordered state to a paramagnetic state by applying pressure as shown schematically in Fig. 1.

Heavy-fermion superconductivity has been first observed in CeCu_2Si_2 [19]. All superconductors discovered before had been conventional (phonon-mediated) superconductors and small amounts of magnetic impurities suppresses superconductivity in a conventional superconductor (see e.g. Ref. 20). On the contrary, in CeCu_2Si_2 the lattice is formed of Ce^{3+} Kondo ions at regular lattice sites and small amounts of doping with non-magnetic impurities suppresses the superconducting state [21]. At that time CeCu_2Si_2 was thought to be a paramagnetic heavy-fermion superconductor, but ten years later observations of tiny antiferromagnetic order have been reported [22, 23]. In the 80th and beginning of the 90th superconductivity has been found in different U-based heavy-fermion compounds: URu_2Si_2 [24], UPt_3 [25], URu_2Si_2 [26], UNi_2Al_3 [28], and UPd_2Al_3 [27]. The development of high pressure experiments and the progress in sample quality led to the observation of pressure induced superconductivity in several Ce-based heavy fermion compounds close to their magnetic instability. The first example has been CeCu_2Ge_2 which is isoelectronic to CeCu_2Si_2 [29], and soon after CeRh_2Si_2 [30], CeIn_3 and CePd_2Si_2 [31, 32]. These compounds are antiferromagnetically ordered at ambient pressure and superconductivity appears only under high pressure and at very low temperature ($T_c < 600$ mK), which makes a detailed analysis of the competition of both phenomena experimentally very difficult. A breakthrough was the discovery of superconductivity in the CeTIn_5 ($T = \text{Co, Rh, Ir}$) compounds [33, 34, 35]. In this so-called Ce-115 family of compounds it is possible to perform precise measurements of the magnetic as well as of the superconducting properties and to study their interaction thanks to their high superconducting transition temperature of $T_c \approx 2$ K .

The superconductivity in the recently discovered systems with a non-centrosymmetric crystal structure like CePt_3Si [36] and the Ce-113 family CeTX_3 ($T = \text{Co, Rh, Ir; X = Si, Ge}$) [37] show novel superconducting pairing mechanisms and very exciting properties, as e.g. the very huge upper critical fields close to the critical pressure [38].

Up to now more than 30 different heavy-fermion compounds have been observed which show superconductivity at ambient or high pressure [39]. In this article we want to discuss selected examples: (i) CeCu_2Si_2 and CeCu_2Ge_2 showing two different superconducting domes under pressure with the one at low pressure being connected to a magnetic instability and the high pressure dome to critical valence fluctuations [13]. (ii) We will review the examples of CePd_2Si_2 and CeIn_3 which show rather low superconducting transition temperatures. (iii) The Ce-115 family with the special focus on CeRhIn_5 and CeCoIn_5 will be reviewed, and (iv) finally we will shortly discuss the case of the non-centrosymmetric compound CeIrSi_3 studied in Grenoble thanks our collaboration with Osaka University.

2. CeCu_2Si_2

The discovery of the first heavy-fermion superconductor, CeCu_2Si_2 in 1979 [19], which also has been the first case of superconductivity in strongly correlated electron systems, was quite a surprise (see Fig. 2) as just above $T_c \approx 600$ mK the magnetic entropy coming from the spin of the Ce atoms is still large ($\sim 0.1 R \log 2$) and thus, at first glance, local spin fluctuations acting as individual depairing Kondo centers are considered to be a strong pair breaking mechanism. It took almost three decades to clarify the case of CeCu_2Si_2 as its superconducting properties are very sensitive to the sample stoichiometry [41]. Now it is well established that CeCu_2Si_2 at ambient pressure is close to an antiferromagnetic instability. Tiny differences in the composition can induce antiferromagnetism. However, the same incommensurate wave vector Q_{af}

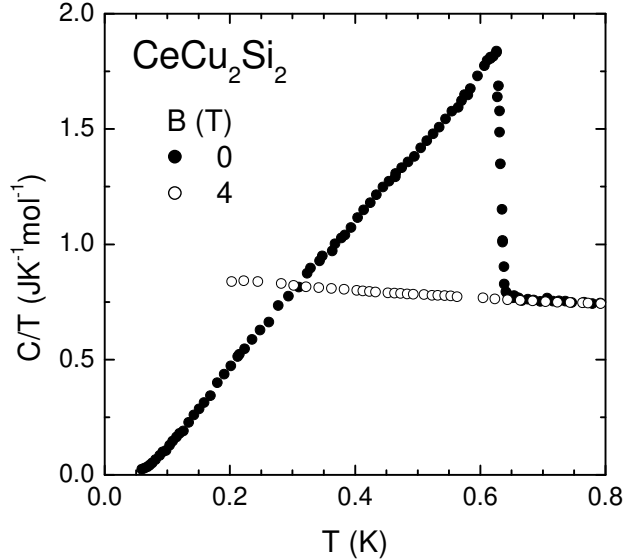


Figure 2: Specific heat divided by temperature of CeCu_2Si_2 in zero field and at 4 T (from [40])

$= (0, 215, 0, 215, 0, 53)$ was observed associated to strong magnetic fluctuations or to long range magnetic order with the magnetic ordering vector being connected to Fermi surface nesting [42]. Extensive NMR experiments have already demonstrated the strong interplay between antiferromagnetism and superconductivity [43, 44] in CeCu_2Si_2 . However, by contrast to the Ce-115 series (see below), superconductivity and magnetic order do not coexist, but repeal each other, i.e. superconductivity seems to push out the antiferromagnetism [45] which may be forced to disappear via a first order transition.

High pressure experiments performed on CeCu_2Si_2 , Ge doped, and pure CeCu_2Ge_2 have shown that the (T, p) phase diagrams of these systems have two superconducting domes [29, 12, 14, 13] as shown in Fig. 3. SC I is governed by magnetic fluctuations and SC II is caused by valence fluctuations (see Fig. 3). Thanks to studies on CeCu_2Ge_2 which is at ambient pressure an antiferromagnet, there is no doubt that the appearance of superconductivity (SC I) is linked to the collapse of magnetism.

The disappearance of the crystal field splitting, the large linear T term of the resistivity, an anomaly in the pressure dependence of the thermoelectric power, and the concomitant strong decrease of the Kadowaki Woods ratio A/γ^2 [12, 13] indicate that for $p \sim p_V$, where the second superconducting dome SC II is centered, the Ce ions enter in a new weakly correlated electronic phase. It is characterized by a sharp crossover from a quasi-trivalent state of the Ce ions to an intermediate valence state which is associated with the loss of the crystal field effect, e.g. to a change of the degeneracy from 2 to 6 being the degeneracy of the full multiplet. Even if the occupation number of the $4f$ shell drops only from $n_f \sim 0.98$ to $n_f \sim 0.9$ at $p \sim p_V$ the consequences on the spin dynamic will be large as its local temperature ($T_K \sim 1/(1 - n_f)$) depends critically on small variations of n_f . Experimentally it has never been demonstrated by high energy spectroscopy that an abrupt valence change occurs at p_V (see e.g. recent work using resonant X-ray scattering [46]). It may correspond only to a smooth crossover [47]. However there is mi-

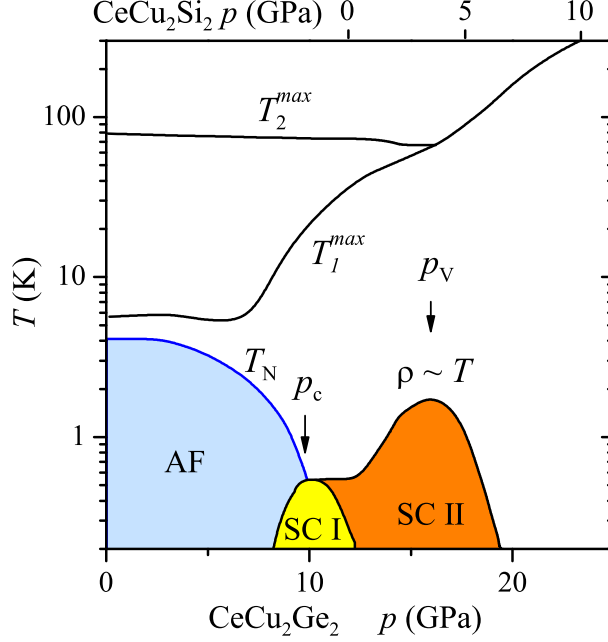


Figure 3: High pressure phase diagram of CeCu_2Ge_2 and CeCu_2Si_2 showing two superconducting domes, SC I and SC II. SC I appears at the magnetic quantum critical point p_c , SC II is centered at the critical valence transition p_V . T_1^{\max} and T_2^{\max} indicate the maxima of the resistivity corresponding to the Kondo temperature and to the Kondo temperature of the full multiplet. (adapted from Ref. [13]. Experiments on Ge doped crystals of CeCu_2Si_2 show the separation of both domes [14].

croscopic evidence by NQR experiments that the electrical field gradient and the crystal field splitting change around $p = 4$ GPa [48]. At least it is well established that in CeCu_2Si_2 spin and valence criticality are well separated [14]. In the following examples of CeIn_3 and CePd_2Si_2 , they cannot be clearly distinguished.

Up to now, only a few orbits with light carriers have been detected by quantum oscillations in CeCu_2Si_2 due to the combined effects of the large masses and and single crystals with rather poor residual resistivity ratios [49]. As will be shown below, the high quality of the crystals of the Ce-115 family gives the opportunity to correlate the occurrence of superconductivity with the Fermi surface topology.

Finally, concerning the superconducting order parameter, singlet pairing with nodes of the gap occurs, but there is no microscopic evidence of the exact location of line or point nodes. Recent inelastic neutron experiments indicates also the occurrence of superconducting resonance characteristic of singlet pairing at the antiferromagnetic wave vector \mathbf{Q}_{af} [50] but the signal is rather broad and extends ten times the gap value whereas in CeCoIn_5 a much sharper, resolution-limited resonance has been found [51] (see below chapter 6).

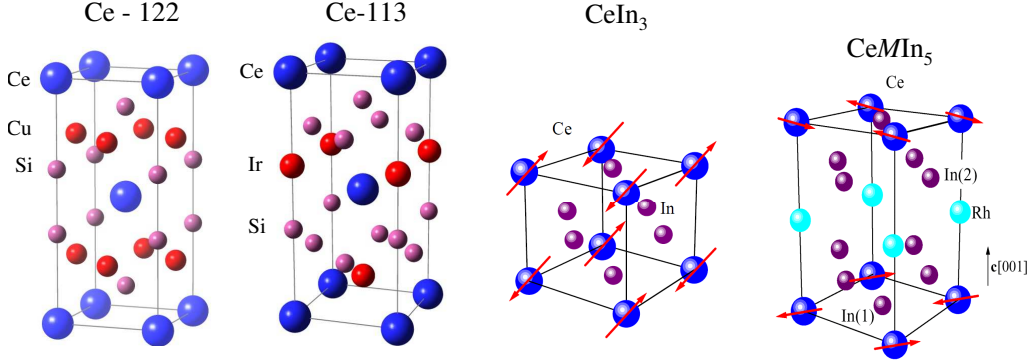


Figure 4: From left to right : ThCr_2Si_2 crystal structure of Ce-122, the BaNiSn_3 structure of non centrosymmetric Ce-113 systems, the cubic structure of CeIn_3 , and HoCoGa_5 structure of the Ce-115, and (right).

3. Low T_c compounds : CePd_2Si_2 and CeIn_3

3.1. CePd_2Si_2

CePd_2Si_2 crystallizes in the same tetragonal structure than CeCu_2Si_2 (see Fig. 4). At ambient pressure antiferromagnetic order develops below $T_N = 10.2$ K with an propagation vector $\mathbf{Q} = (1/2, 1/2, 0)$ and with the magnetic moments oriented along $[110]$ [54]. The ordered magnetic moment $M_0 = 0.62\mu_B$ is slightly reduced compared to the free Ce^{3+} momentum in the crystal electric field. By inelastic neutron spectroscopy, Kondo-type spin fluctuations have been observed in the paramagnetic state above T_N which coexist with spin-wave excitations below T_N [55]. The Kondo temperature $T_K \approx 10$ K $\approx T_N$ has been estimated from neutron scattering and from NMR measurements [55, 56]. The Sommerfeld coefficient of the specific heat $\gamma = 125$ mJ/moleK² is slightly enhanced [57] and the resistivity at low temperatures can be well fitted with a Fermi liquid term AT^2 and an additional exponential term taking into account the spin-wave scattering [58]. Quantum oscillation experiments and the comparison to band-structure calculations implies that the $4f$ electrons are itinerant rather than localized inside the magnetically ordered state at ambient pressure [59], even if the magnetic moment is rather large. Thus, CePd_2Si_2 is a moderate heavy-fermion systems and had been a very promising candidate to study the pressure induce quantum critical point.

Pressure induced superconductivity has been first reported by Grosche et al. [32]. The pressure-temperature phase diagram of CePd_2Si_2 as determined from resistivity experiments by different authors is shown in Fig. 5. The experiments are performed under hydrostatic pressure conditions, either a liquid pressure transmitting medium in a large volume high pressure cell [31, 52], either in a diamond anvil cell with Helium as pressure medium. Experiments in Bridgman cell had shown a much larger superconducting region [58, 60]. The effect of non-hydrostatic pressure conditions in this tetragonal systems have been nicely demonstrated by careful experiments with weak uniaxial stress in a Bridgman type anvil cell. It has been shown that a stress applied along the c axis shifts the collapse of the magnetic transition and the superconducting transition to much higher pressures [61], implying the need of excellent pressure conditions.

Under hydrostatic pressure the magnetic transition temperature T_N is monotonously suppressed and T_N extrapolates to zero near $p_c = 2.8$ GPa. Remarkably, the pressure dependence

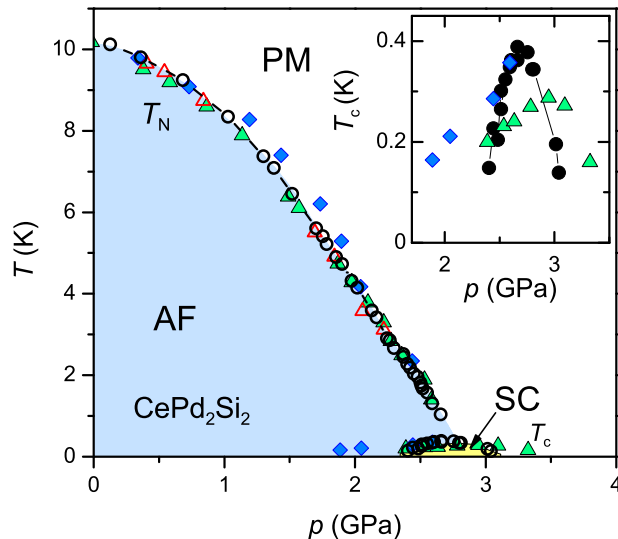


Figure 5: Pressure–temperature phase diagram of CePd_2Si_2 under hydrostatic conditions. The inset shows a zoom on the superconducting transitions. Circles are taken from Ref. 31, diamonds from Ref. 52, and triangles from Ref. 53. In Ref. 31 the superconducting transition temperature T_c is defined by the midpoint of the superconducting transition, while in refs. 52, 53, T_c has been defined by the onset of the transition and a complete superconducting transition has been only observed close to the maximum of T_c .

$T_N(p)$ above $p = 1.5$ GPa is linear which is not consistent with the predictions of the conventional spin-fluctuation model of a three dimensional antiferromagnet [15, 62] and has been interpreted as indication of two dimensional fluctuations. As the magnetic structure of antiferromagnetically coupled ferromagnetic planes is stabilized by the in-plane interactions only [63], such lower dimensionality could be realized. NMR experiments under high pressure may clarify this point. This interpretation has been supported by the temperature dependence of the resistivity, which shows close to the critical pressure $p_c = 2.8$ GPa strong deviations from Fermi-liquid behavior and a quasi-linear temperature dependence $\rho(T) \propto T^n$ with $n \approx 1.2 - 1.3$ in a broad temperature range up to 40 K [31, 52]. This non-Fermi liquid temperature dependence has been also observed under high magnetic field, at least up to $H = 6$ T [52]. Another mark of the critical pressure is given by the strong enhancement of the A coefficient of the resistivity at p_c .

Magnetic neutron diffraction experiments have been performed up to 2.45 GPa and a nearly linear relation between the magnetic ordering temperature and the staggered magnetization as a function of pressure has been found [64], which supports an itinerant picture for the magnetism in CePd_2Si_2 , in agreement with the quantum oscillation experiments at $p = 0$.

Superconductivity appears only on a small dome around the critical pressure $p_c \approx 2.8$ GPa (see inset of Fig. 5). The phase diagram has been drawn only by resistivity, and away from the critical pressure the observed transition is not complete. Bulk nature of superconductivity at the critical pressure has been proved by ac calorimetry [61] where a specific heat anomaly has been detected at a temperature which coincides with the vanishing of resistivity. The upper critical field H_{c2} and the initial slope dH_{c2}/dT at T_c are large and anisotropic ($H_{c2}^a(0) = 0.7$ T with $dH_{c2}^a/dT = -12.7$ T/K and $H_{c2}^c(0) = 1.3$ T with $dH_{c2}^c/dT = -16$ T/K) [52] which indicates the

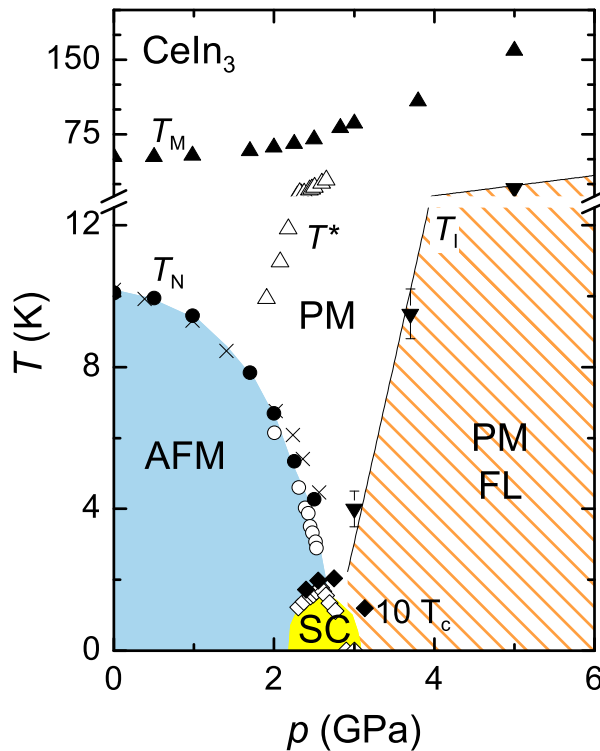


Figure 6: Pressure–temperature phase diagram of CeIn_3 . At $p_c \approx 2.6$ GPa the antiferromagnetic order is suppressed and a paramagnetic Fermi liquid state is achieved for $p > p_c$ (taken from Ref. 68). T_M gives the high temperature maximum of the resistivity which is a measure for the crystal field splitting [67]. Open triangles indicate the temperature T^* where the spin lattice relaxation rate $1/T_1$ starts to decrease and gives a rough estimation of the Kondo temperature (taken from Ref. 69). T_1 indicated the crossover to a Fermi liquid regime.

pairing of heavy electrons. From these values the upper limit of the superconducting coherence length ξ_0 can be estimated and yielding values of 300 Å and 230 Å for the field along a and c axis, respectively. For both directions ξ_0 is much smaller than the estimated mean free path ℓ deduced from the residual resistivity $\rho_0 \approx 1 \mu\Omega\text{cm}$, indicating a clean limit.

No experiments have been performed to determine the superconducting order parameter. The main problem for more detailed studies of the competition of antiferromagnetism and superconductivity in CePd_2Si_2 are the (i) sensitivity to non-hydrostatic pressure conditions, and (ii) the appearance of bulk superconductivity only at very low temperatures $T_c < 400$ mK and on a small pressure dome centered at $p_c \approx 2.8$ GPa.

3.2. CeIn_3

The Kondo-lattice compound CeIn_3 crystallizes in the simple cubic AuCu_3 -type structure (see Fig. 4) and thus the pressure–temperature phase diagram is much less sensitive to different pressure conditions. Magnetic order appears in CeIn_3 below $T = 10.1$ K and the magnetic structure is simple type-II antiferromagnetic [65, 66]. The Ce moments are aligned antiferromagnetically

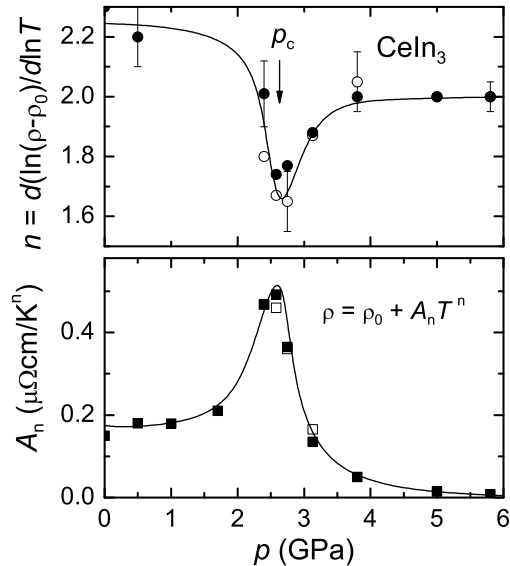


Figure 7: Pressure dependence of the exponent n and the coefficient A of the resistivity $\rho = \rho_0 + A_n T^n$ (taken from Ref. 68).

in adjacent (111) ferromagnetic planes. The ordered magnetic moment $M_0 = 0.5\mu_B$ is reduced by comparison with the saturation moment of the Γ_7 doublet. Like in CePd_2Si_2 inelastic neutron scattering on single crystals show quasi-elastic Kondo-type spin fluctuations and a broadened crystal field excitation above T_N which coexists with well defined spin-wave excitations below T_N in the antiferromagnetic state [67]. The crystal-field splitting between the low lying doublet and the Γ_8 quartet is about 125 K.

The pressure-temperature phase diagram of CeIn_3 shown in Fig. 6 has been studied by resistivity [70, 68], ac calorimetry [71], NQR experiments coupled with ac susceptibility [72, 69], neutron diffraction [73], de Haas van Alphen (dHvA) experiments [74, 75] and penetration depth studies [76]. The Néel temperature is monotonously suppressed under pressure and T_N extrapolates to zero at $p_c \approx 2.6$ GPa. By contrast to CePd_2Si_2 the phase diagram is rather robust and no significant differences have been observed by changing pressure conditions. The exact location of the critical pressure p_c varies from $p_c = 2.46$ GPa to $p_c = 2.65$ GPa. The temperature dependence of the resistivity shows in the antiferromagnetic ordered regime a stronger than T^2 dependence due to the presence of magnon scattering (see Fig. 7). Above the critical pressure a paramagnetic Fermi liquid ground state appears and the range of the existence of this regime increases linearly with pressure. At the critical pressure, a $T^{3/2}$ temperature dependence has been reported in agreement with the predictions of the spin-fluctuation theory for a 3D antiferromagnet [16].

At low pressure $p < 1.5$ GPa the temperature of the maximum of the resistivity T_M , and the Néel temperature T_N shows only a small pressure dependence. In that pressure region the nuclear spin lattice relaxation rate $1/T_1$ is constant above T_N characteristic of the response of localized moments. Above 1.5 GPa T_M starts to increase, and furthermore a decrease of $1/T_1$ is observed in the temperature range $T_N < T < T^*$ [72]. This indicates the formation of heavy fermion band,

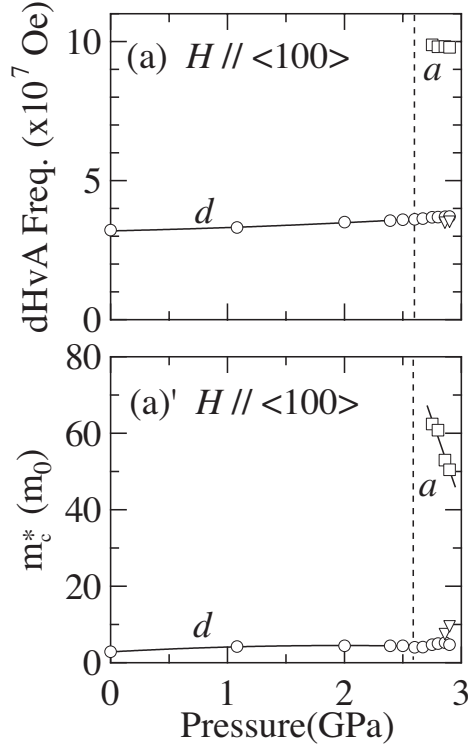


Figure 8: Pressure dependence of the dHvA frequency (upper panel) and its cyclotron effective mass (lower panel) in CeIn₃ for the magnetic field along the principal axes $H \parallel [100]$ (taken from Ref. 74). Above the critical pressure $p_c \approx 2.6$ GPa the heavy a branch could be detected.

and the description of magnetism by the spin-fluctuation theory for itinerant electrons instead of a local moment pictures appears to be valid.

A small superconducting dome appears in clean samples around p_c . Superconductivity has been proven by resistivity ($\rho = 0$) but also by NMR experiments indicating a bulk transition. The initial slope $dH_{c2}/dT = -3.2$ T/K and the $H_{c2}(0) = 0.45$ T are also characteristic values for a superconducting state built from heavy quasiparticles with a critical temperature $T_c = 0.2$ K. Thus it has been argued that CeIn₃ is a prototypical example for spin fluctuation driven superconductivity at a quantum critical point.

Detailed studies of the Fermi surface and NQR show that the situation is more complicated. The Fermi surface of CeIn₃ has been investigated by de Haas van Alphen (dHvA) measurements up to very high magnetic fields [77, 78, 79] and under high pressure up to 2.8 GPa [80, 74]. The experiments and comparison to band structure calculations give indications of a localized $4f$ character of the $4f$ electrons in the antiferromagnetic state at ambient pressure. This has also been concluded from positron annihilation radiation [81, 82]. Under high pressure above p_c a change in the dHvA frequencies has been observed which may indicate an abrupt change in the Fermi-surface volume [80, 74] as shown in Fig.8, which could be the fingerprint of a localized \rightarrow delocalized transition.

Microscopic information on the interplay of magnetism and superconductivity has been deduced from NQR studies under high pressure [72, 83, 69]. The transition from the antiferromagnetic to the paramagnetic state is first order and $T_N(p_c) = 1.2$ K. Phase separation into antiferromagnetism and paramagnetism appears in the vicinity of p_c , indicating that no second order quantum critical point appears in CeIn₃, but that the quantum phase transition is first order. Unconventional superconductivity occurs on both sides of p_c . Below p_c in the coexistence regime a constant $1/T_1T$ has been reported, while above p_c just below T_c a power-law like T dependence of $1/T_1$ indicates line nodes of the gap.

To summarize, superconductivity appears in CeIn₃ in the vicinity of an antiferromagnetic to paramagnetic first order quantum phase transition. This first order transition is accompanied by an abrupt change of the Fermi surface volume at p_c . The origin of the transition is the competition of antiferromagnetism and paramagnetism in the vicinity of p_c . However, except by NQR, no microscopic experiments have been performed to study the coexistence range. Furthermore, there is a lack of thermodynamic investigations under high pressure which are indeed extremely challenging, due to the low $T_c = 200$ mK.

4. The Ce-115 family

A breakthrough in the field of the interplay of antiferromagnetism and superconductivity has been the discovery of pressure induced superconductivity in CeRhIn₅ [33] and later at ambient pressure in the CeCoIn₅ [34] and CeIrIn₅ [35]. The crystal structure of these compounds is tetragonal and belongs to the family with the generalized stoichiometry $Ce_nM_mIn_{3n+2m}$ in which n layers of CeIn₃ alternate with m layers of MIn_2 . The structure of the Ce-115 ($n = 1, m = 1$) family is shown in in Fig. 4). Members of the double layered structure getting superconducting at ambient pressure are e.g. Ce₂CoIn₈ ($T_c \approx 1$ K) [84] or Ce₂PdIn₈ ($T_c \approx 0.70$ K) [85, 86, 87]. A common feature of all the systems is that superconductivity appears close to a magnetic quantum critical point. For spin fluctuation mediated superconductivity it has been shown that a reduction of the dimensionality favor superconductivity [88, 89]. This seems to be supported by the strong increase of T_c , from $T_c = 0.2$ K in CeIn₃ to $T_c \approx 1$ K in the two-layer compounds and $T_c \approx 2$ K in the Ce-115 compounds. The Fermi surface of Ce-115 compounds consists of nearly cylindrical Fermi surfaces and small ellipsoidal ones. The cylindrical sheets reflect the two dimensional character of the electronic system being responsible for the enhancement of T_c [90]. It has also been noticed that an increase of the T_c goes together with an increase of the c/a ratio of the lattice parameters [91].

Superconductivity in this structural family is not only restricted to Ce compounds, but has also been observed in two iso-structural Pu compounds, PuCoGa₅ ($T_c \approx 18.5$ K) [92] and PuRhGa₅ ($T_c \approx 8$ K) [93]. In the following we concentrate on the Ce-115 compounds CeRhIn₅ and CeCoIn₅.

5. Antiferromagnetism and Superconductivity in CeRhIn₅

5.1. High pressure phase diagram

At ambient pressure CeRhIn₅ orders below $T_N = 3.8$ K in an incommensurate magnetic structure with an ordering vector $\mathbf{Q}_{ic}=(0.5, 0.5, \delta)$ and $\delta = 0.297$ [96]. The staggered magnetic moment $\mu = 0.59\mu_B$ at 1.9 K is reduced of about 30% in comparison to that of Ce ion in a crystal field doublet without Kondo effect [97] indicating partial Kondo screening of the moment. A moderate enhancement of the Sommerfeld coefficient of the specific heat $\gamma = 52$ mJ

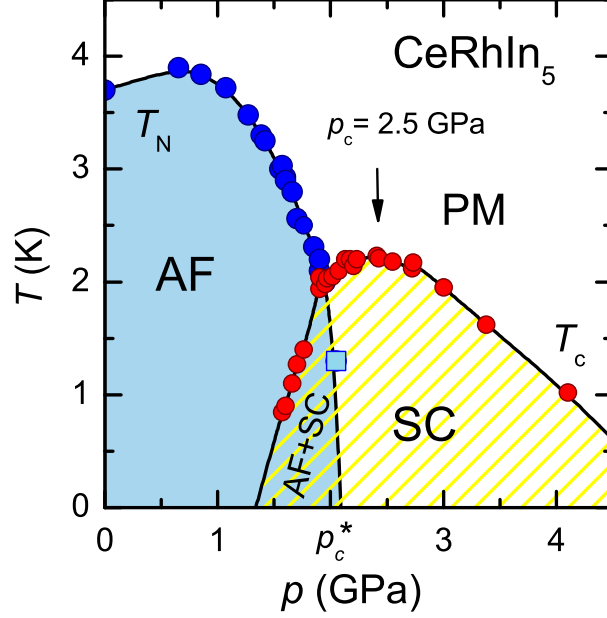


Figure 9: Pressure–temperature phase diagram of CeRhIn₅ at zero magnetic field determined from specific heat measurements with antiferromagnetic (AF, blue) and superconducting phases (SC, yellow). A coexistence phase AF+SC exists below p_c^* . The blue square indicate the transition from SC to AF+SC after Ref. 94.

mol⁻¹K⁻²) [98] and of the cyclotron masses in dHvA experiments [99, 100] have been observed. The topology of the Fermi surface of CeRhIn₅ is similar to that of LaRhIn₅ and the observed Fermi volume is small indicating that the 4*f* electrons preserve their localized character at ambient pressure in presence of weak hybridization with the conduction electrons. Modeling of the electronic structure of CeRhIn₅ support this view [101, 102].

Studying the high pressure phase diagram of CeRhIn₅ permits to get much deeper insights on the interplay of magnetism and superconductivity as the Néel and the superconducting transition temperature reach the same order of magnitude. With pressure the balance between the RKKY interaction and the Kondo interaction can be tuned and the magnetism is suppressed. In Fig. 9 we show the pressure–temperature phase diagram obtained by ac calorimetry [103]. The Néel temperature T_N shows a smooth maximum around $p = 0.8$ GPa and for higher pressures T_N decreases monotonously. A linear extrapolation of $T_N \rightarrow 0$ would indicate a quantum critical pressure of $p_c = 2.5$ GPa in absence of superconductivity. However, pressure induced superconductivity appears on a broad pressure range, $0.1 \text{ GPa} < p < 5.5 \text{ GPa}$. There is also report on superconductivity at ambient pressure in very high quality samples, but the bulk nature is still under debate [104, 105]. The pressure of the maximum of the superconducting transition temperature $T_c^{\text{max}} \approx 2.2$ K coincides with the linear extrapolation of $T_N \rightarrow 0$ at p_c . The appearance of superconductivity under pressure lead to suppress rapidly the antiferromagnetic order when $T_c = T_N \approx 2$ K at $p_c^* \approx 2$ GPa. Just above the vicinity p_c^* a superconducting state with *d*-wave symmetry is formed and in zero magnetic field magnetism is absent [106]. This is mainly concluded from the T^3 temperature dependence of the nuclear spin relaxation rate $1/T_1$ and the

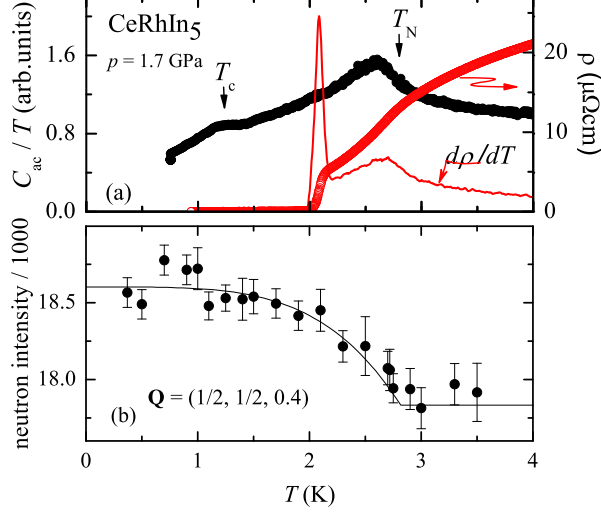


Figure 10: (a) Specific heat in C_{ac}/T (left scale), resistivity (right scale) and the derivative $d\rho/dT$ of the resistivity at $p = 1.7$ GPa of CeRhIn_5 . A tiny bulk superconducting transition in the specific heat appears at much lower temperature than the transition in the resistivity. (b) Temperature variation of the peak intensity measured for $\mathbf{Q} = (1/2, 1/2, 0.4)$ at 1.7 GPa on IN22 for a counting time of 25 min./point (see Ref. 95). Lines are guide for the eyes.

absence of a Hebel Slichter peak. The intuitive picture is that the opening of a superconducting gap on large parts of the Fermi surface above p_c^* impedes the formation of long range magnetic order. Thus, a coexisting phase AF+SC in zero magnetic field seems only be formed if on cooling first the magnetic order is established. It should be stressed that the superconducting phase transition below p_c^* seems inhomogeneous, as large differences in T_c established from different experimental probes have been reported as shown in Fig. 10 for $p = 1.7$ GPa. The superconducting specific heat anomaly at T_c is not at all BCS type. Thus the occurrence of homogeneous superconductivity must be associated with a modified magnetic order.

No concluding picture on the magnetic structure under high pressure has been achieved up to now from neutron scattering experiments. This may be due to very strong sensitivity of the ground state to non-hydrostatic pressure conditions [95, 107]. The magnetic ordering vector changes with pressure and $\mathbf{Q}_{ic} = (0.5, 0.5, \delta = 0.4)$ at $p = 1.7$ GPa and the ordered moment $\mu < 0.2\mu_B$ is significantly reduced (see Fig. 10)[95]. In Ref. 107 it has been stated that when the temperature is lowered at $p \approx 1.5$ GPa, the magnetic Bragg peak with $\delta = 0.326$ rapidly disappears and instead a new peak with $\delta = 0.39$ suddenly emerges at a temperature close to the superconducting transition temperature. This points to a direct interplay of superconductivity and magnetism. However, neutron diffraction experiments failed up to now to get closer to the first critical pressure p_c^* .

Detailed NQR experiments enlightened the AF+SC state [94, 108] and give strong evidences for homogeneous coexistence of superconductivity and antiferromagnetic order. Here it has been nicely shown that the magnetic structure gets commensurate ($\delta = 0.5$) when superconductivity appears for $p > 1.7$ GPa [108]. Below p_c^* it is observed that the phase transition on cooling from AF to AF+SC looks quite inhomogeneous, but far below T_c , the spin-lattice relaxation $1/T_1$ is

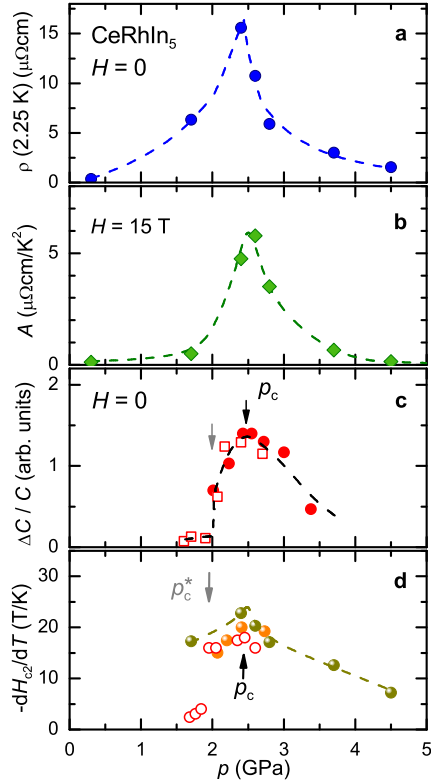


Figure 11: Pressure dependence of (a) the resistivity at $T = 2.25$ K just above the superconducting transition, (b) the A coefficient of the resistivity measured at a field $H = 15$ T far above the upper critical field H_{c2} . (c) Specific heat jump $\Delta C/C$ at the superconducting transition as function of pressure. (Different symbols corresponds to different experiments.) (d) Pressure dependence of the initial slope of the upper critical field at the superconducting transition. Full circles are from the resistivity and specific heat experiments [110, 103], open circles are taken from Ref. 111, the pressure of Ref. 111 has been normalized to our experiments.

homogeneous independent on the local site what is also a nice hint of the coexistence of both states below p_c^* [109, 94, 108]. By analyzing in detail the NQR spectra it could be shown that even at $p = 0$ a small commensurately ordered volume fraction exists inside the incommensurate order which might be responsible for the observed superconducting transitions at $p = 0$ [104, 105]. The coexistence phase seems strongly coupled to the commensurate magnetic order. Thus in the phase diagram of CeRhIn_5 a tetra-critical point appears [94] and p_c^* is the pressure where the magnetic order is rapidly suppressed.

Experimental evidence for the quantum critical pressure p_c (defined from the extrapolation of $T_N \rightarrow 0$) can be obtained from the normal state, but also from the superconducting properties. A first indication of p_c is the strong enhancement of the resistivity just above the superconducting transition (see Fig. 11a) due to the enhancement of the scattering caused by critical fluctuations [112]. Above the superconducting transition the resistivity shows an unusual sub-linear temperature dependence [110, 113] which is an indication of critical valence fluctuation [114] and has also been discussed in terms of unconventional quantum criticality [113]. Another striking

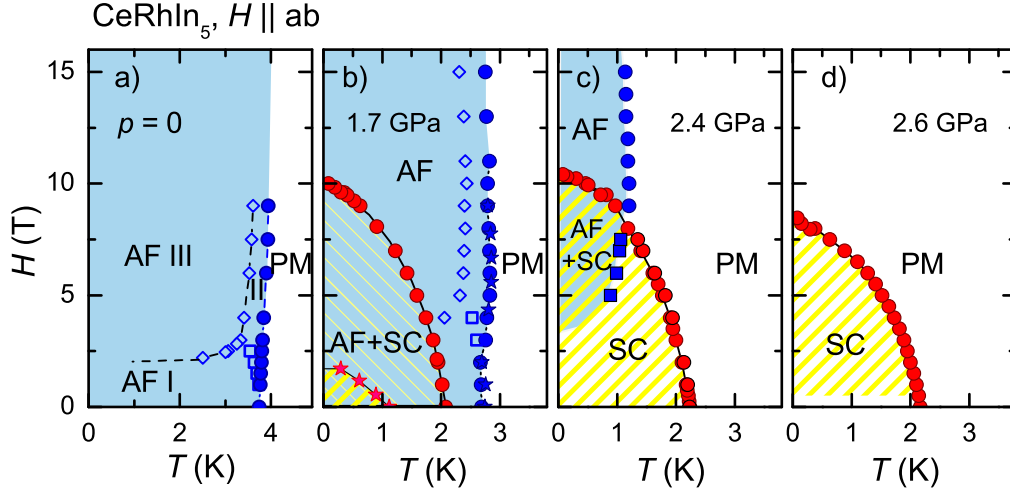


Figure 12: Magnetic field phase diagram of CeRhIn₅ at different pressures for a magnetic field applied in the *ab* plane (blue symbols for magnetic transitions, red symbols for superconductivity). a-b) The magnetic phase diagram is almost unchanged compared to $p = 0$ up to p_c^* . However, $H_{c2}(T)$ detected by specific heat (red stars, taken from Ref.111) is much lower than that detected by resistivity. Remarkably magnetic order is induced inside the superconducting dome in the pressures $p_c^* < p < p_c$, as shown for $p = 2.4$ GPa in c). d) For $p > p_c$ no magnetic order appears.

feature is the strong enhancement of the inelastic scattering term in the resistivity as shown in Fig. 11b) where the pressure dependence of the A coefficient of the resistivity $\rho = \rho_0 + AT^2$ obtained at high magnetic field $H = 10$ T is plotted. Again, a strong maximum appears at p_c , and below p_c the average effective mass derived from $\sqrt{A}/m^* = \text{const}$ increases similarly to the effective mass β_2 branch obtained by dHvA measurement [110] indicating strongly that the enhancement of the A coefficient is coupled to a band effect [47].

Figure 11c-d) shows the pressure dependence of the specific heat anomaly $\Delta C/C$ at T_c in zero magnetic field and of the initial slope of the superconducting upper critical field. Two points are remarkable: firstly both quantities show pronounced peaks at p_c indicating a maximum of the effective mass. Secondly, there is a strong increase of both quantities just at the critical pressure p_c^* where the magnetic order collapses. In Ref. 115 an analysis of the entropy at the magnetic and the superconducting transition as function of pressure shows that in the same way as the entropy at T_N decreases the entropy at T_c increases. This clearly shows the close coupling of both orders, and explains the strong increase of the specific heat jump at p_c^* . The initial slope of the upper critical field $H'_{c2} = (dH_{c2}/dT)_{T=T_c} \approx T_c/v_F^2$ is a good measure of the average Fermi velocity v_F in a plane perpendicular to the applied field and thus a strong change of v_F occurs at p_c^* , as T_c varies rather smoothly in that pressure range (see Fig. 9). This shows that a strong change in the electronic structure already appears at this pressure in zero magnetic field.

5.2. Magnetic field effect: Re-entrance of the antiferromagnetic phase

Figure 12 shows the magnetic field phase diagram of CeRhIn₅ for different pressures. At ambient pressure the magnetic properties have been studied in detail up to 60 T [116]. For magnetic field $H \perp c$ the critical field to reach the field induced paramagnetic state is $H_m \approx 52$ T. For $H \parallel c$ H_m has not been determined. The magnetic phase diagram for $H \perp c$ shows three

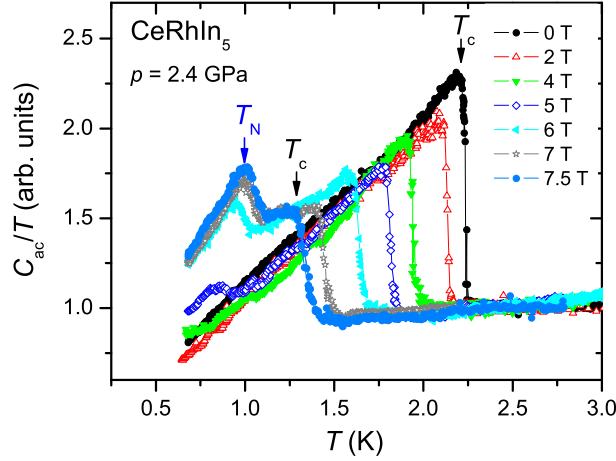


Figure 13: Specific heat divided by temperature of CeRhIn₅ for different magnetic fields applied in the basal plane. For $H > 4$ T a new phase transition appears inside the superconducting phase.

different phases and the magnetic structures have been determined by neutron scattering [97]. At low pressure the incommensurate structure (AF I) changes to a commensurate (AF III) with $\mathbf{Q}_c=(0.5, 0.5, 0.25)$ at a field $H_{ic} \approx 2.25$ T. Phase AF II shows also the incommensurate ordering vector, but a collinear sine wave is formed.

As discussed already above, under application of pressure the magnetic phase diagram does not change up to $p = 1.7$ GPa, and three distinct phases do appear under magnetic field. However, the magnetic structures have not been determined up to now. Figure 12b) demonstrates that the occurrence of superconductivity, and the determination of the magnetic phase diagram is very sensitive to the pressure condition and to the experimental probe. Whereas in specific heat experiment only a small superconducting region appears (see Fig. 10), in resistivity experiments the superconducting region in the (T, H) plane is much larger: the superconducting phase diagram determined by resistivity is only comparable to the bulk superconducting state for $p > p_c^*$. A spectacular observation is the re-entrance of magnetism in the pressure range $p_c^* < p < p^*$ (see Fig. 12c) [117, 103]. At zero field the ground state is a superconductor as shown in Fig. 13 for $p = 2.4$ GPa, but for $H > 4$ T a second sharp anomaly is observed inside the superconducting state. This field induced, probably magnetic, state seems to coexist peacefully with superconductivity in that pressure range, and extends above the upper critical field [110]. Above the critical pressure p_c , no field induced state has been observed. This lead to the proposal that the field induced state is strongly connected to the the vortex state and to the Fermi surface properties, and also points the relative weakness of superconductivity under magnetic field in comparison to the robustness of antiferromagnetism, even up to the critical pressure p_c (weak field dependence of $T_N(H)$ by comparison to $T_c(H)$). Furthermore, we want to mention that in CeRhIn₅ field induced phases appear for both crystallographic directions, by contrast to the case of CeCoIn₅ which will be discussed below.

An intuitive picture of the coexistence regime under magnetic field is that magnetism nucleates in the vortex cores and long range magnetic order would occur spontaneously at high enough magnetic field where vortex cores almost start to overlap. A theoretical description of the coex-

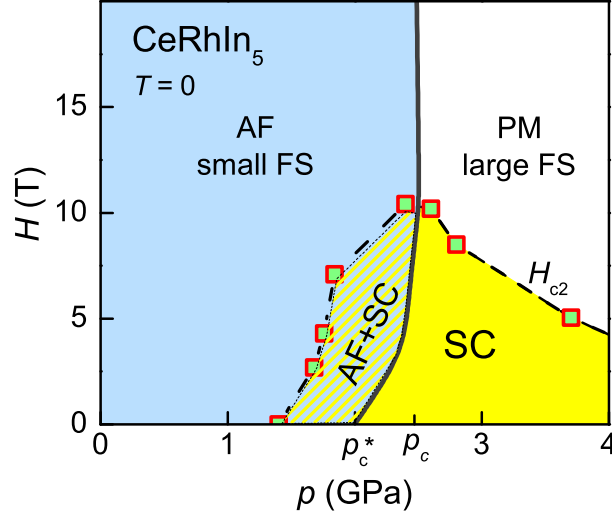


Figure 14: (H, T) phase diagram of CeRhIn_5 at $T = 0$ indicating the Fermi surface topology in the different states of the phase diagram. The boundary between the "small" Fermi surface (localized description of the $4f$ electron) and of the itinerant paramagnetic phase ("large" Fermi surface with itinerant description of the $4f$ electron) is indicated by thick black line. One yet unsolved question is the Fermi surface topology in the AF+SC state with the strong interplay between antiferromagnetism and superconductivity. One can speculate that at $H = 0$ an itinerant Fermi surface persists down to p_c^* as indicated. The different magnetic structures are not indicated.

istence regimes in CeRhIn_5 may be given in the framework of $\text{SO}(5)$ theory (see Ref. 118 and references therein). In this model, developed for high T_c superconductors, the spin and charge modulations of the system are interpreted as textures of the $\text{SO}(5)$ superspin as it rotates in $\text{SO}(5)$ space. Thus superconducting (the gap Δ_{SC}) and magnetic order parameter (staggered magnetization M_q) are coupled so that $|\Delta_{SC}|^2 + |M_q|^2 = 1$. However, detailed predictions for microscopic experiments to test the theory are still missing.

The re-entrance of the magnetism in the superconducting phase is also strongly coupled to Fermi-surface properties. By dHvA experiments under high magnetic field it has been shown that at p_c the volume of the Fermi surface changes abruptly [119] from a small, f localized Fermi surface to large, f itinerant, one and that the volume of the Fermi surface above p_c is comparable to that of CeCoIn_5 . The dHvA frequencies change abruptly at the critical pressure p_c and the cyclotron mass of the heavy β_2 and the $\alpha_{2,3}$ branches are strongly enhanced on approaching p_c . Above p_c only the α branch has been observed. Other branches are not detected mainly due to the existence of a large cyclotron effective mass close to $100 m_0$. Figure 14 gives a sketch of the (H, T) phase diagram at $T = 0$. A still open problem is the Fermi surface in the coexistence regime AF+SC. Furthermore, inside the AF phase new additional frequencies have been observed for $p > 1.7$ GPa which may account for changes in the magnetic structure. However, we want to emphasize that dHvA experiments are performed for fields $H > H_{c2}$ and thus the abrupt change of the Fermi surface at zero field may already appear at p_c^* as indicated in Fig. 14. A strong indication for this perception is that strong variations in the electronic states appear already at p_c^* (suppression of magnetism and accompanied formation of a superconducting ground state). Future experiments have to clarify this point. Finally, we want to mention that

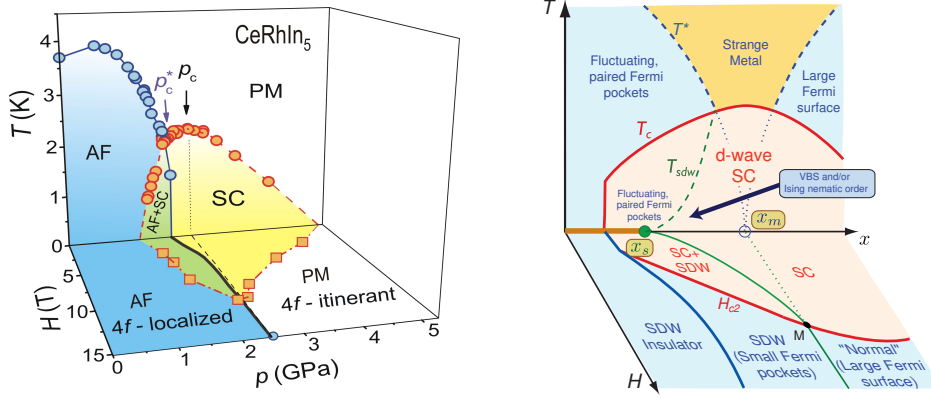


Figure 15: (Left panel) Combined temperature, pressure and field $H \perp c$ phase diagram of CeRhIn_5 with antiferromagnetic (blue), superconducting (yellow), and coexistence AF+SC (green) phases. The thick black line in the $H - p$ plane indicates the proposed line where the Fermi surface changes from $4f$ "localized" (small Fermi surface and topology comparable to LaRhIn_5), to $4f$ "itinerant" (large Fermi surface as in CeCoIn_5). (Right panel) Proposed phase diagram of the high T_c cuprates showing the interplay between superconductivity (SC), spin density order (SDW), and Fermi surface configuration as function of carrier density (x), temperature (T), and magnetic field (H) perpendicular to the CuO_2 layers (taken from S. Sachdev, Ref. 120).

above the critical pressure p_c no magnetic phase has been observed indicating that magnetism is connected to the "small" Fermi surface and the magnetic phase diagram collapses at p_c .

5.3. Concluding remarks on CeRhIn_5

High pressure studies on CeRhIn_5 allowed very deep insights in the interplay between antiferromagnetism and superconductivity due to the fact that their ordering temperatures becomes very close in the critical pressure region and also that the critical pressure can be reached in large volume pressure cell. This allows detailed ac calorimetry, quantum oscillation, and NQR experiments to draw precisely the phase boundaries and the correlations with Fermi surface or or magnetic structures changes. The broadly accepted picture is that antiferromagnetism and superconductivity homogeneously coexist below p_c^* when the magnetic structure is commensurate with the crystal structure. When the superconducting transition temperature T_c as function of pressure is higher than the Néel temperature, magnetism is rapidly suppressed at this critical pressure p_c^* and the ground state is a d wave superconductor with line nodes. Thus, the collapse of the antiferromagnetic phase is closely related to the pressure induced superconducting state. The maximum of T_c coincides with a maximum of the effective mass of the charge carriers, and under high magnetic field a change of the Fermi surface occurs at this pressure. In the pressure region $p_c^* < p < p_c$ long range magnetic order can be recovered by the application of high magnetic field even inside the superconducting state, but the antiferromagnetic order also persists for fields far above the upper critical field H_{c2} . This induced phase disappears due to a reconstruction of the Fermi surface at the expected magnetic quantum critical point in absence of superconductivity.

We want to compare the observed phase diagram of CeRhIn_5 to that of other classes of strongly correlated electron systems. The generic phase diagram of the iron based pnictides with ThCr_2Si_2 structure, e.g. $\text{Ba}(\text{Fe}_{1-x}\text{Co}_x)_2\text{As}_2$, is very similar to that of CeRhIn_5 (see e. g. Refs.[121, 122]).

The parent compound of this family of pnictides, BaFe_2As_2 , exhibits antiferromagnetic spin density wave order below $T_N = 140$ K which coincides with a structural transition to an orthorhombic low temperature structure. Under doping or high pressure the structural transition is detached from the magnetic transition and in both cases superconductivity is induced. The maximum of T_c coincides with the onset of a purely superconducting ground state at optimal doping. The coupling of antiferromagnetism and superconductivity has been shown by neutron diffraction experiments [123] with a strong reduction of the intensity of the magnetic Bragg peak below T_c . The superconducting order parameter in pnictides is most probably a two-band, presumably sign changing s -wave function (see e.g. recent reviews [4, 124]). However, many details of the phase diagrams of pnictides have still to be enlighten, such as e.g. the Fermi surface properties in the different phases or the role of the magneto-elastic coupling. Progress will also depend on the possibility to grow high quality single crystals.

Finally we want to compare the phase diagram of CeRhIn_5 with one proposed for the high T_c cuprates. A striking point is the similarity between the proposed phase diagrams of the two systems which are shown in Fig. 15. (A significant difference is of course that the parent compound of cuprates is an antiferromagnetic Mott insulator.) The pressure variable in CeRhIn_5 is replaced by the carrier concentration for the cuprates. In zero magnetic field the magnetic quantum critical point at p_c or x_m for the cuprates is hidden by the onset of superconductivity at high temperatures. The underlying quantum critical point determines the normal state properties, the observed non Fermi liquid behavior with the linear T dependence of the electrical resistivity in the "strange" metallic regime. The formation of a superconducting ground state has also influence on the spin density wave order and shifts its disappearance to a concentration $x_s < x_m$ [125] comparable to the pressure shift of disappearance of magnetism in CeRhIn_5 from p_c to p_c^* in zero magnetic field.

In both classes of systems at a magnetic fields higher than the upper critical field H_{c2} a Fermi surface instability is connected to the collapse of the magnetic phase. The case of CeRhIn_5 has been discussed above as a transition from a $4f$ localized to a $4f$ itinerant state with a large Fermi surface. In the high T_c cuprates a change of the Fermi surface at high field through x_m appears from small Fermi surface pockets in the underdoped regime $x < x_m$ to a large Fermi surface in the overdoped regime [126, 127, 128, 129, 130, 131].

Under magnetic field the appearance of vortices favors the re-entrance of magnetism in the superconducting state: for CeRhIn_5 this may happen in the pressure range $p_c^* < p < p_c$, for different high T_c materials this has been experimentally shown by neutron scattering experiments [132, 133, 134, 135], NMR experiments [136, 137, 138], or muon spin resonance (μSR) [139, 140]. The boundary between SC+SDW and SC phase moves from x_s to x_m (M-point) when H reaches $H_{c2}(x_m)$. Thus the line between the points $(x_s, H = 0), (x_m, H_M)$ in the x, H plane at $T = 0$ between SDW+SC and the pure superconducting phases delimits two different regimes: small Fermi surface pockets (left of the line) in the SDW+SC phase and a large Fermi surface in the sole SC phase. As discussed above, a similar scenario may be valid for CeRhIn_5 .

6. Unconventional Superconductivity in CeCoIn_5

Soon after the discovery of pressure-induced superconductivity in CeRhIn_5 , the Los Alamos group discovered that CeCoIn_5 is superconducting already at ambient pressure. The superconducting transition temperature $T_c = 2.3$ K is yet the highest for all Ce based heavy fermion superconductors [34]. Compared to CeRhIn_5 the lattice volume is smaller, which explains the stronger

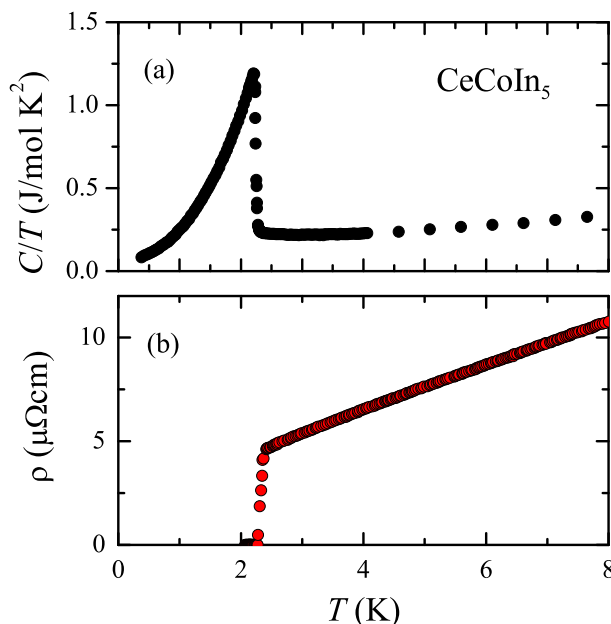


Figure 16: (a) Specific heat divided by temperature of CeCoIn₅. (b) Temperature dependence of the resistivity ρ vs. T of CeCoIn₅. Above the superconducting transition ρ shows a linear temperature dependence up to $T \approx 10$ K.

hybridization. This more general view has also been confirmed by electronic structure calculations with density-functional theory combined with dynamical mean-field theory (DFT+DMFT) for all three Ce-115 compounds [102]. These calculations clearly show that the Rh compound is most localized while CeIrIn₅ is most itinerant but this is not only an effect of the lattice structure, but also a consequence of the chemistry of the transition metal ion (mainly the difference between $3d$, $4d$ and $5d$ orbitals).

The normal state properties of CeCoIn₅ indicate strong deviations from a Fermi-liquid behavior and the closeness of the system to an antiferromagnetic QCP. The electrical resistivity shows almost a linear temperature dependence above the SC transition up to about $T = 10$ K [34, 141] (see Fig. 16). The specific heat coefficient just above the superconducting transition temperature is enhanced $C/T = 290$ mJ/(mol K²) but no coherent Fermi liquid is realized when superconductivity appears. It is the Cooper pairing which will drive to the coherence as shown in the huge jump of the superconducting transition in zero field at T_c , $\Delta(C/T)/(C/T)|_{T_c} = 4.5$, far above the weak coupling limit predicted for if C is equal to γT . Under magnetic field just above the upper critical field C/T increases with $C/T \propto -\ln T$ and $\gamma \gg 1000$ mJ/(mol K²) is reached when superconductivity is suppressed for both crystallographic directions [34, 142, 143]. The maximum value of $\gamma(H)$ appears right at the upper critical field $H_{c2}(0)$ [144].

The Fermi surface of CeCoIn₅ has been studied in detail by quantum oscillation [90, 99, 145]. It shows a nearly cylindrical and, therefore, quasi-two-dimensional sheet and several three dimension sheets. There is very good agreement with the experimentally observed Fermi surface and band-structure calculations treating the $4f$ electrons as itinerant states [90, 101]. Such a heavy $4f$ band has been observed by angle-resolved photoemission spectroscopy (ARPES)

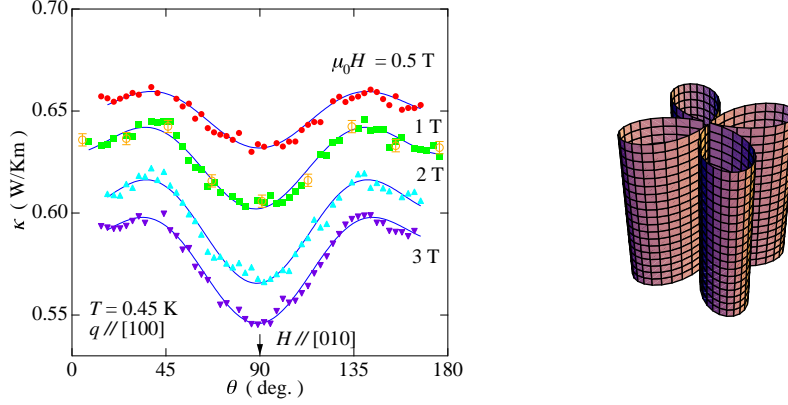


Figure 17: (Left panel) In plane angular dependence of the thermal conductivity $\kappa(H, \theta)$ for CeCoIn₅ at $T = 0.45$ K indicating the four fold symmetry (taken from Ref. 147). (Right panel) Schematic presentation of the superconducting $d_x^2 - d_y^2$ order parameter with vertical line nodes.

[146].

Superconductivity in CeCoIn₅ has been shown to be unconventional with $d_{x^2-y^2}$ symmetry (see Fig. 17). This has been concluded from the observation of power law dependences of the specific heat and thermal conductivity [148], from the fourfold symmetry of the angular dependence of specific heat in the basal plane [149, 150] and thermal conductivity [147], and from the detection of a sharp resonance in neutron scattering experiments which appears in the superconducting phase [51]. Microscopic evidence for the d -wave state is given by the absence of a Hebel Slichter peak and the $1/T_1 \propto T^3$ temperature dependence in the NMR relaxation rate [151]. The large initial slope of the upper critical field H_{c2} indicates high effective masses characteristic for the heavy fermion superconductivity with short coherence length $\xi_a = 82$ Å and $\xi_c = 32$ Å [90]. The anisotropy of the upper critical field can be explained by an effective mass model. The mean free path $\ell > 1000$ Å shows that superconductivity is in the clean limit. Details of the upper critical field and the superconducting phase diagram will be discussed below.

Microscopic indications for the closeness to an antiferromagnetic QCP and the strong antiferromagnetic spin fluctuations come from the temperature dependence of the spin-lattice relaxation rate T_1 which varies over a large temperature range from T_c up to 100 K as $1/T_1 \propto T^{1/4}$ [151, 152]. Systematic NMR experiments have shown that antiferromagnetic spin fluctuations play an active role in the superconducting pairing [153]. It has been shown that a strong correlation exists between the superconducting pairing symmetry and the magnetic anisotropy in f electron systems. For the Ce-115 family the favorable magnetic anisotropy is antiferromagnetic XY-type which favors d -wave singlet superconductivity [154, 155, 156]. Further microscopic evidence that a Fermi-liquid state is not reached even at low temperatures have been concluded from dHvA experiments where strong deviations from the usual Fermi-liquid behavior of the amplitude of the dHvA oscillations have been reported [145]. These experiments indicate that CeCoIn₅ is very close to an antiferromagnetically ordered state, and it has been shown that small doping by Cd or Hg on the In site induced magnetic order [157, 158]. The intuitive coupling of magnetism and superconductivity in CeCoIn₅ has been nicely demonstrated by neutron spec-

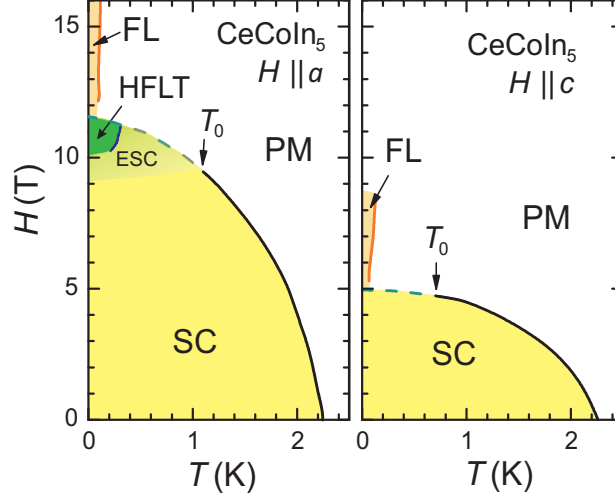


Figure 18: $H - T$ phase diagram of CeCoIn_5 for magnetic field $H \parallel a$ and $H \parallel c$ axis. For fields in both directions the superconducting transition is strongly Pauli limited and a first order superconducting transition has been observed below T_0 (dashed line). Remarkably, for $H \parallel a$ a new HFLT phase, has been observed confined to the superconducting phase has been observed. From neutron diffraction and NMR experiments incommensurate magnetic ordering is confirmed in the HFLT phase [160, 161, 162, 163]. ESC indicates the exotic superconducting crossover regime [163] where already strong antiferromagnetic fluctuations appear. Above the upper critical field $H_{c2}(0)$ for both directions Fermi-liquid behavior has been observed above $H_{c2}(0)$ [164, 142, 167, 143, 165, 166].

troscopy with the appearance of a sharp inelastic peak that appears for an energy of 0.6 meV ($\approx 3k_B T_c$) at the antiferromagnetic position $Q = (1/2, 1/2, 1/2)$ [51, 159].

6.1. Superconducting state under magnetic field

In most superconductors, the upper critical field H_{c2} to suppress superconductivity is largely dominated by the orbital pair breaking due to the large Fermi velocities. The Zeeman energy of the electron spin in a magnetic field has also influence on the upper critical field: when the Zeeman energy of the electrons in the normal state gets larger than the superconducting condensate energy [the so-called Pauli limitation is reached, leading to a superconducting to normal state transition]. The relative strength of the Pauli and orbital limiting fields is reflected by the Maki parameter $\alpha = \sqrt{2}H_{c2}^{orb}/H_{c2}^P$. If the orbital limit is totally quenched, as e.g. in two-dimensional thin films, H_{c2} is expected become first order below $T_0 = 0.56T_c$. The large Zeeman splitting can also give rise to the formation of a peculiar spatially modulated SC state, as predicted by Fulde-Ferrell-Larkin-Ovshnikov (FFLO) [168, 169]. Basically the magnetic polarization will induce an instability of the Cooper pairs which have to be formed from spin up and spin down components, inducing a FFLO modulated phase along the direction of the external field.

The $(H - T)$ phase diagram of CeCoIn_5 shows several peculiarities manifesting the strong interplay of magnetism and superconductivity. Figure 18 shows the phase diagrams for $H \parallel a$ and $H \parallel c$. Indeed, the superconducting transition gets first order for $T < T_0 = 0.7$ K and $T < T_0 = 1.1$ K for $H \parallel c$ and $H \perp c$, respectively, indicating the strong Pauli limit [170, 171, 142]. The strong Pauli paramagnetic pair breaking is essential to understand the anomalous field

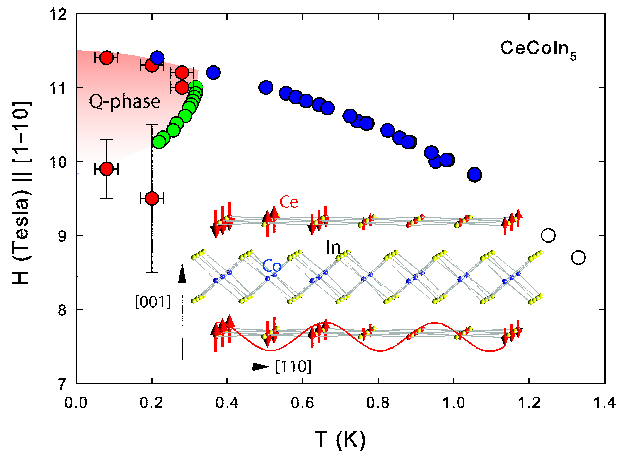


Figure 19: Enlarged view on the H - T phase diagram close to $H_{c2}(0)$ of CeCoIn_5 for magnetic field $H \parallel a$. (Inset) Magnetic structure of CeCoIn_5 at $T = 60$ mK and $H = 11$ T. The red arrows show the direction of the magnetic moments, solid red line indicates the modulation of the amplitude of the magnetic moment along the c -axis. Yellow and blue circles indicate the position of the In and Co ions. (Figure is taken from Ref. 160.)

dependence of the vortex lattice form factor [172, 173, 174]. It will drive a Pauli depairing of the Cooper pair in a first order metamagnetic transition.

A new phase appears for H in the a, b plane at high magnetic fields and low temperatures (HFLT) inside the superconducting phase and this phase does not extend above H_{c2} by contrast to the case of CeRhIn_5 . Therefore the HFLT phase (named Q -phase in Ref. 160) has first been interpreted as the realization of a FFLO state and caused intense research in the field. The HFLT phase has been identified by different experimental probes including specific heat [175, 142], thermal conductivity [176], ultrasound velocity [177], and NMR [178]. However this first interpretation had been revised after the observation of spin density wave (SDW) order in the HFLT phase by neutron diffraction [160, 161] and NMR experiments [162, 179, 180, 163]. The magnetic structure of the Q phase is indicated in Fig. 19. Independent of the direction of the magnetic field in the basal plane, spin-density wave order with an incommensurate modulation $Q = (q, q, 0.5)$ with $q = 0.44$ occurs with a small ordered magnetic moment of $\sim 0.15\mu_B$ pointing along the c direction, independent of the strength of the magnetic field. Indications of some exotic superconducting crossover phase (ESC), different from the usual Abrikosov vortex state but also from the Q -phase, has been detected even below the second order phase transition to the Q -phase [163]. These observations exclude a pure FFLO scenario for the HFLT phase. However, the fact that the HFLT phase is restricted to the superconducting state indicates the strong interplay between both orders. The origin of the field-induced SDW in CeCoIn_5 has led to the development of several theoretical approaches. All of these are based on the closeness of the system to an antiferromagnetic quantum critical point which leads to enhanced spin fluctuations, strong Pauli limit, and the possible appearance of an extra π (triplet) superconducting component. This opens the possibility to mix singlet and triplet Cooper pairing channels via breaking the translation invariance when the HFLT phase is established.

In Ref. [160] it is discussed that the addition to the ambient d-wave superconducting component Δ_0 , the SDW order is coupled to a pair density wave (PDW). It has been suggested that the

rapidly modulated SDW is coupled to π -pairing superconductivity of odd parity and arises from the presence of a long-wavelength modulated PDW associated with the Fulde-Ferrell-Larkin-Ovchinnikov (FFLO) state. Aperiš *et al.* have pointed out that the HFLT state may represent a pattern of coexisting condensates: d-wave singlet superconducting (SC) state, a staggered π -triplet SC state, and a spin density wave (SDW) [181]. In the model of Yanase and Sigrist [182, 183] the SDW order can arise in the FFLO state as a consequence of the formation of Andreev bound states near the zeros of the FFLO order parameter. It is the large density of states in the bound states that triggers the formation of the incommensurate SDW order. Other models are based only on the strong Pauli paramagnetic superconductivity and the nodal gap structure of the $d_{x^2-y^2}$ symmetry [174, 184, 185]. In Ref. [186] an approach is given which connects the high field antiferromagnetism to the spin resonance.

From an experimental point of view, a coexistence of the Q -phase with a FFLO one has not been clearly demonstrated. Future microscopic experiments, like neutron scattering or NMR may give further experimental grounds. E.g. in Refs. [187, 183] the appearance of additional satellite peaks in neutron scattering have been predicted, but up to now all experiments have failed to resolve such peaks. Another possibility will be to apply pressure, as e.g. Ref. [183] predicts a decoupling of an FFLO state and the field induced magnetism with increasing pressure. The response to impurities of SDW order and superconductivity may be different too.

By turning the field from $H \parallel a$ to $H \parallel c$ the HFLT phase vanishes for angles above $\phi \approx 20^\circ$ [188, 189] and the vector of the SDW order does not change with angle (at least up to 12°). This angular dependence questions the connection of the anomalies seen close to the upper critical field H_{c2} along the crystallographic c axis. No evidence for a Q -phase exists for field along c axis and the anomalies reported in NMR [190] and μ SR experiments [191] do not indicate a phase transition line from a vortex state to a FFLO or a magnetically ordered state. For $H \parallel c$ the superconducting transition gets first order too and the Pauli depairing is the dominant mechanism to suppress SC close to H_{c2} [172]. In Ref. [184] it has been stated that the appearance of the Q phase will be restricted to the basal plane where the lines nodes of the superconducting gap occur.

The phase diagram of CeCoIn₅ for H along the c axis has been studied mainly with the focus on a putative field induced quantum critical point very close to $H_{c2}(0)$ and the vortex lattice which is strongly connected to the Pauli limiting field. A putative field induced quantum critical point in CeCoIn₅ has been first discussed on the basis of transport measurements [164] and specific heat experiments [142] to coincide with the upper critical field $H_{c2}(0)$ indicating that the Fermi liquid regime collapses right at the upper critical field. In the specific heat a logarithmic increase to low temperatures has been observed for $H = 5$ T and for $H > 8$ T a Fermi liquid regime has been recovered. However, due to the strong hyper-fine contributions to the specific heat the very low temperature regime cannot be attended. Thermal conductivity experiments for $H \parallel c$ give no conclusive result on the break down of the Fermi liquid regime [165, 192, 193].

Recently resistivity experiments to much lower temperatures ($T > 8$ mK) show that the Fermi liquid regime does not collapse at $H_{c2}(0)$, but stays finite [166]. An extrapolation from the paramagnetic regime would indicate a magnetic quantum critical field below $H_{c2}(0)$ at $0.92H_{c2}(0)$, not far from the field where the superconducting transition at T_c gets first order. A same putative quantum critical point inside the superconducting phase has been referred from Hall effect [194] and recently from thermal expansion experiments [195].

Careful magnetization measurements allowing to extract both the magnetization and the field variation of the γ coefficient below H_{c2} shows no evidence of a HFLT phase for this direction [144]. Furthermore the singularity of γ occurs at $H_{c2}(0)$. Thus we want to point out that the appearance of magnetic criticality occurs through the interplay between magnetism and super-

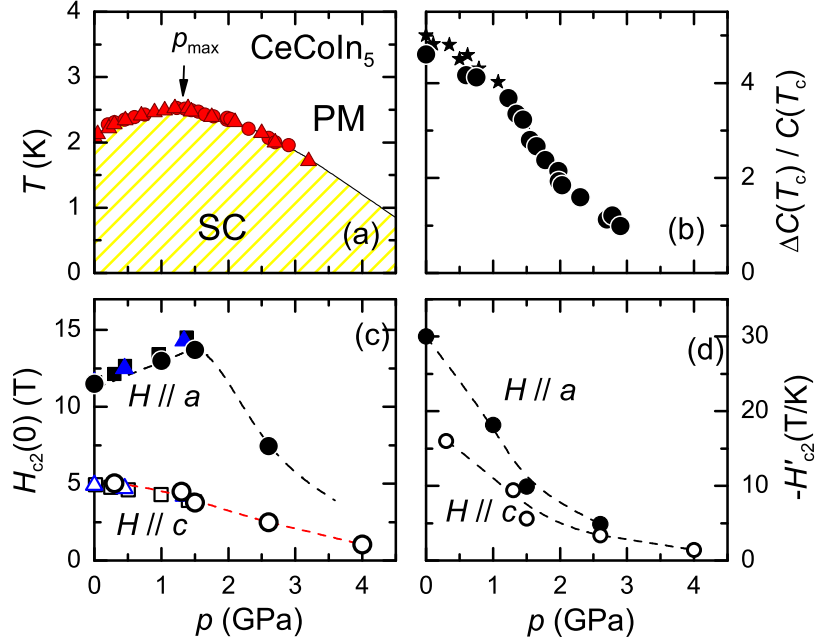


Figure 20: (a) High pressure phase diagram of CeCoIn₅ (from Ref. 98). (b) Pressure dependence of the specific heat jump at the superconducting transition [98]. (c) Pressure dependence of the upper critical field $H_{c2}(0)$ for different crystallographic directions. (Circles from Ref. 197, triangles from Ref. 198, squares from Ref. 199). (d) Pressure dependence of the initial slope $-H' = dH_{c2}/dT$ at T_c for $H \parallel a$ and $H \parallel c$.

conductivity and not at all through an isolated mechanism. This is in agreement with the theoretical result that superconductivity will enhance the proximity to a magnetic quantum critical point since it reverses the sign of the mode-mode coupling term in the spin-fluctuation frame [196]. The importance of the Pauli depairing is reflected in the strong increase of $\gamma(H)$ on approaching $H_{c2}(0)$. The novelty in CeCoIn₅ is that the field induced antiferromagnetism is pegged to H_{c2} for $H \parallel a$ and never occurs for $H > H_{c2}$ or for $H \parallel c$. The link to antiferromagnetic quantum criticality induces static antiferromagnetic order for $H \parallel a$ due to the coherence of the Cooper pairs and in difference for $H \parallel c$ only an enhancement of the fluctuations towards a quantum critical point is realized.

6.2. CeCoIn₅ under high pressure

The high pressure phase diagram of CeCoIn₅ is shown in Fig. 20. T_c increases first under pressure up to $T_c \approx 2.6$ K at $p_{max} = 1.3$ GPa and the superconducting dome extends at least up to 5 GPa [141, 98]. In magnetically mediated superconductivity it is generally believed that the maximum of T_c appears just right at the antiferromagnetic critical point where the effective mass due to the fluctuation takes its maximum, as previously discussed for CeRhIn₅. However, the general picture for CeCoIn₅ is that with increasing pressure antiferromagnetic fluctuations are suppressed and thus the systems is tuned away from the quantum critical point. This has been clearly shown by NQR experiments [200] and also by dHvA experiments which show a decrease of all cyclotron masses [201].

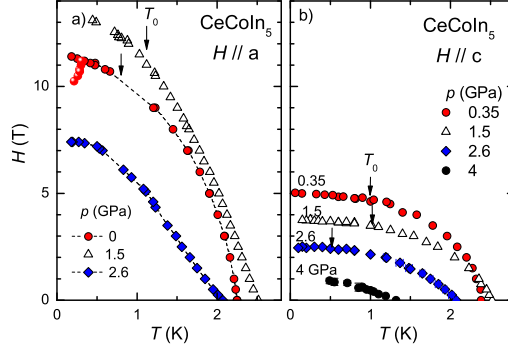


Figure 21: (a) Upper critical field of CeCoIn₅ for field along the a axis and c axis. The arrows indicate the field where the superconducting transition changes to first order. Under pressure, no signature of the HFLT phase could be observed, in difference to Ref. 198.

In Fig. 21 we show the upper critical field H_{c2} for different pressures determined by ac calorimetry [197]. The pressure dependence shows two remarkable points: (i) for $H \parallel a$ the upper critical field $H_{c2}(0)$ has its maximum at p_{max} where T_c is maximal, but for $H \parallel c$, $H_{c2}(0)$ decreases with pressure even when T_c increases, a fact which cannot be easily understood. As shown in Fig. 20(b) the size of the superconducting specific heat anomaly and the initial slope of the upper critical field (Fig. 20(d)) decreases monotonously with increasing pressure without any strong anomaly at p_{max} . From the initial slope it can be estimated that the effective mass decreases by almost a factor of two for both field directions, in agreement with the cyclotron masses determined in dHvA experiments [201].

We want to emphasize that in CeCoIn₅ the variation of the upper critical field $H_{c2}(T)$ under pressures is not only determined by the strong coupling constant λ , by contrast to the case of CeRhIn₅ [110]. The main difficulty to be explained is the strange behavior for H along the c axis, where the Pauli limiting is strongest, as with increasing pressure up to 1.5 GPa T_c is increasing, but $H_{c2}(0)$ is decreasing. In Ref.[202] the possible coupling of the superconducting order parameter to fluctuating paramagnetic moments is discussed and it is shown that the presence of uncompensated moments give rise to a suppression of T_c and an increase of the jump at the superconducting transition temperature. Taking such a paramagnetic pair breaking mechanism, which will decrease with pressure, into account, a qualitative explanation of the pressure dependence of the $H_{c2}(p)$ is given in Ref. [203].

In our experiment we have not been able to follow the pressure dependence of the HFLT phase [197]. In previous specific heat experiments [198] the HFLT phase has been found to expand under high pressure up to 1.5 GPa while magnetic fluctuations are suppressed with pressure. This has been interpreted as an indication that the HFLT phase may be coupled to an FFLO state and the conditions favorable for the formation of an FFLO state are still valid. E.g. the first order nature of the superconducting transition can be followed up to 2.6 GPa along the c axis and the Maki parameter, which is strongly pressure dependent, decreasing from $\alpha = 4.4$ to 1.34 for $H \parallel a$ and from 7.4 to 1.8 for $H \parallel c$ axis. Of course, the microscopic evidence of the HFLT phase under high pressure is missing up to now and deserves new experiments in the future. E.g. in Ref. [183] it has been proposed that under pressure, due to the suppression of the antiferromagnetic fluctuations a separation of the SDW order and a FFLO transition should be

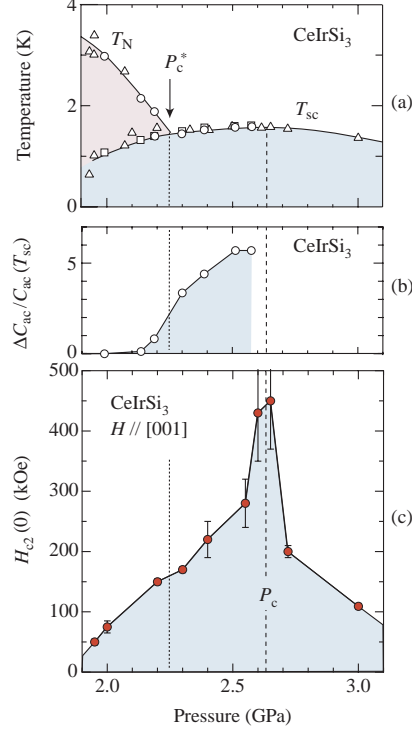


Figure 22: Pressure dependence of (a) the Néel temperature T_N and the superconducting transition temperature T_c , (b) specific heat jump at the superconducting transition, and (c) the upper critical field H_{c2} for $H \parallel [001]$ in CeIrSi₃ (taken from Ref. [38]).

observed and thus two separate transition lines should be observed. However, this has not been observed in the specific heat experiment, but should be observable by e.g. NMR experiments and small changes in the NMR spectra could be resolved. Clearly, the stabilization of the Q -phase is a complex interplay between magnetism and superconductivity which involves the strong coupling regime and of the topology of the lines of zeros, i.e. the dispersion of the Cooper pair excitations.

7. Non-centrosymmetric Superconductors

The crystal structure of all above discussed superconductors are characterized by a center of inversion symmetry which allows a classification in even (spin singlet) or odd parity (spin triplet) superconducting order parameters [204]. Thus, the observation of superconductivity at $T_c \approx 0.7$ K in non-centrosymmetric CePt₃Si below the antiferromagnetic transition at $T_N = 2.2$ K has been a surprise and opened another very rich field of intense research [36]. In strongly correlated electron systems there exist now different interesting cases: CePt₃Si [36, 205], and the members of the so-called Ce-113 family CeRhSi₃ [206], CeIrSi₃ [207, 37], CeCoGe₃ [37, 208] and CeIrGe₃ [209]. For all examples superconductivity appears in the pressure window where the antiferromagnetism will be suppressed (see e. g. Fig.22 (a)). Furthermore, as in CeRhIn₅ at

$H = 0$, above p_c^* , where $T_N(p) = T_c(p)$, the superconducting phase transition as measured by resistivity or specific heat is very sharp and the phase diagrams are very similar.

In addition to the strong correlations due to the antiferromagnetic instability, another key input is the strong anisotropic spin-orbit interaction caused by the lack of inversion symmetry. This Rashba-like type of interaction causes a lifting of degenerate bands in the density of states, separating spin up and spin down states. If the energy of spin-orbit coupling is much larger than the superconducting gap, interband Cooper pairing between electrons of the spin-orbit split bands is prevented which gives new consequences, e.g. mixing of even and odd pairing superconducting states are now allowed [210, 211, 212]. This mixing can give lines in quasi-particle excitations.

Here we will not review all aspects of non-centrosymmetric systems, recently detailed reviews are given in Refs. [205, 213]. Let us focus on the high pressure, high magnetic field phase diagram of CeIrSi₃ [38] which is shown in Fig. 22. Antiferromagnetic order is observed up to p_c^* , without superconductivity the magnetic order would vanish at the critical pressure $p_c > p_c^*$. For $p < p_c^*$ a coexistence regime of magnetism and superconductivity exist, but e.g. the specific heat anomaly at the superconducting transition below p_c^* is very small in zero field. When entering in the pure superconducting regime above p_c^* the jump of $\Delta C_{ac}/C_{ac}$ at T_c reaches a broad maximum when $T_c(p)$ goes through a broad maximum [214].

The surprise here is the huge value for $H_{c2}(0)$ close to the pressure p_c where T_c has its maximum indicating that the system reaches some criticality under magnetic field right at $H_{c2}(0)$ for $p = p_c$. This phenomena seems now well explained in a formulation where the Pauli and orbital depairing effect are treated on equal footing with an interplay between the Rashba spin-orbit interaction and the spin fluctuations enhanced near the quantum critical point [215, 216]. This can also clarify the large anisotropy of the upper critical field between $H \parallel c$ where no Pauli limitation occurs by contrast to $H \perp c$. We want to notice that no field re-entrance of antiferromagnetism has been observed in the pressure range between $p_c^* < p < p_c$ [217].

8. Conclusion

In this article we concentrated on the (T, p, H) phase diagram of Ce-based heavy fermion superconductors. The interplay between antiferromagnetic order and superconductivity associated with the proximity to a magnetic quantum phase transition gives strong evidence that the unconventional superconductivity is generated by spin and/or valence fluctuations. Both instabilities often cannot be distinguished and are mixed. The interest of heavy fermion systems are the chance to be able to grow excellent large single crystals and the opportunity to perform a large variety of experiments in a parameter space which is comfortable for experimentalists: a large temperature window due to high ordering temperatures $T_N \sim T_c \sim 2$ K, moderate magnetic fields $H_{c2} \sim 10$ T, and comfortable pressure range $p < 3.5$ GPa for reliable microscopic and macroscopic probes. This allowed rapid breakthroughs notably in the Ce-115 family.

The exotic properties are the result of strong electronic correlations, the proximity to a magnetic and/or a valence instability, and the specificity of unconventional superconducting ground states characterized by their line or point nodes. For experimentalists and for theoreticians, it is of course challenging to measure, predict or analyze what will be the response in the pressure–field parameter space. Many observations were unexpected as very often only experimental facts lead to realize the originality of the situation. The heavy fermion materials have allowed to observe very often first unique phenomena with great accuracy. The final message is with positive mind, lucky interesting, and unexpected results can emerge.

Acknowledgements

We thank J.-P. Brison, D. Braithwaite, A. Demuer, H. Harima, L. Howald, K. Izawa, D. Jaccard, W. Knafo, G. Lapertot, M.-A. Measson, K. Miyake, S. Raymond, E. Ressouche, B. Salce, R. Settai, and I. Sheikin for fruitful discussions. We acknowledge financial support to this work from the French National Research Agency (ANR with the contracts CORMAT, DELICE and ECCE), the European Research Council (ERC junior NewHeavyFermion). JF is supported as "director de recherche emeritus" by CNRS.

References

- [1] J. Flouquet, *Progress in Low Temperature Physics*, Vol. 15, Elsevier, Amsterdam, 2005, Ch. 2, p. 139.
- [2] S. Sachdev, Where is the quantum critical point in the cuprate superconductors?, *phys. stat. sol. B* 247 (3, Sp. Iss. SI) (2010) 537–543.
- [3] C. Bourbonnais, D. Jérôme, *Physics of Organic Superconductors and Conductors*, SpringerSeries in Material Science Vol.110, Springer, Berlin, 2008, p. 357.
- [4] J. Paglione, R. L. Greene, High-temperature superconductivity in iron-based materials, *Nature Phys.* 6 (9) (2010) 645.
- [5] K. Kadowaki, S. B. Woods, Universal relationship of the resistivity and specific heat in heavy-fermion compounds, *Solid State Commun.* 58 (1986) 507.
- [6] H. v. Löhneysen, A. Rosch, M. Voitja, P. Wölfle, Fermi-liquid instabilities at magnetic quantum phase transitions, *Rev. Mod. Phys.* 79 (2007) 1015.
- [7] P. Gegenwart, Q. Si, F. Steglich, Quantum criticality in heavy-fermion metals, *Nat Phys* 4 (3) (2008) 186–197.
- [8] Q. Si, Quantum criticality and global phase diagram of magnetic heavy fermions, *phys. stat. sol.* 247 (2010) 476–484.
- [9] C. Pepin, Kondo breakdown as a selective Mott transition in the Anderson lattice, *Phys. Rev. Lett.* 98 (2007) 206401.
- [10] A. Hackl and M. Vojta, Zeeman-Driven Lifshitz Transition: A Model for the Experimentally Observed Fermi-Surface Reconstruction in YbRh_2Si_2 , *Phys. Rev. Lett.* 106 (2011) 137002.
- [11] K. Miyake, New trend of superconductivity in strongly correlated electron systems, *J. Phys.: Condens. Matter* 19 (2007) 125201.
- [12] D. Jaccard, H. Wilhelm, K. Alami-Yadri, E. Vargoz, *Physica B: Cond. Matter* 259-261 (1999) 1.
- [13] A. T. Holmes, D. Jaccard, K. Miyake, Signatures of valence fluctuations in CeCu_2Si_2 under high pressure, *Phys. Rev. B* 69 (2004) 024508.
- [14] H. Q. Yuan, F. M. Grosche, M. Deppe, C. Geibel, G. Sparn, F. Steglich, Observation of two distinct superconducting phases in CeCu_2Si_2 , *Science* 302 (2003) 2104–2107.
- [15] A. J. Millis, Effect of a nonzero temperature on quantum critical points in itinerant fermion systems, *Phys. Rev. B* 48 (10) (1993) 7183–7196.
- [16] T. Moriya, T. Takimoto, Anomalous properties around magnetic instability in heavy electron systems, *J. Phys. Soc. Jpn.* 64 (3) (1995) 960–969.
- [17] P. Monthoux, D. Pines, G. G. Lonzarich, Superconductivity without phonons, *Nature* 450 (2007) 1177–1183.
- [18] S. Doniach, Kondo lattice and weak antiferromagnetism, *Physica B & C* 91 (1977) 231–234.
- [19] F. Steglich, J. Aarts, C. D. Bredl, W. Lieke, D. Meschede, W. Franz, S. H., Superconductivity in the presence of strong Pauli paramagnetism: CeCu_2Si_2 , *Phys. Rev. Lett.* 43 (1979) 1892.
- [20] M. B. Maple, New York, Academic, 1973, pp. 289–325.
- [21] H. Spille, U. Rauchschwalbe, F. Steglich, Superconductivity in CeCu_2Si_2 - dependence of T_c on alloying and stoichiometry, *Helvetica Physica Acta* 56 (1-3) (1983) 165–177.
- [22] H. Nakamura, Y. Kitaoka, H. Yamada, K. Asayama, Discovery of an antiferromagnetic ordering above upper critical field in the heavy fermion superconductor CeCu_2Si_2 , *J. Magn. Magn. Mater.* 76-77 (1988) 517–519.
- [23] Y. J. Uemura, W. J. Kossler, X. H. Yu, H. E. Schone, J. R. Kempton, C. E. Stronach, S. Barth, F. N. Gygax, B. Hitti, A. Schenck, C. Baines, W. F. Lankford, Y. Ōnuki, T. Komatsubara, Coexisting static magnetic order and superconductivity in $\text{CeCu}_{2.1}\text{Si}_2$ found by muon spin relaxation, *Phys. Rev. B* 39 (7) (1989) 4726–4729.
- [24] H. R. Ott, H. Rudigier, Z. Fisk, and J. L. Smith, UBe_{13} : An Unconventional Actinide Superconductor, *Phys. Rev. Lett.* 50 (1983) 1595–1598.
- [25] G. R. Stewart, Z. Fisk, J. O. Willis, J. L. and Smith, Possibility of Coexistence of Bulk Superconductivity and Spin Fluctuations in UPt_3 , *Phys. Rev. Lett.* 52 (1984) 679–682.

- [26] T. T. M. Palstra, A. A. Menovsky, J. Vandenberg, A. J. Dirkmaat, P. H. Kes, G. J. Nieuwenhuys, J. A. Mydosh, Superconducting And Magnetic Transitions In The Heavy-Fermion System URu₂Si₂, Phys. Rev. Lett. 55 (1985) 2727–2730.
- [27] C. Geibel, C. Schank, S. Thies, H. Kitazawa, C. D. Bredl, A. Böhm, M. Rau, A. Grauel, R. Caspary, R. Helfrich, U. Ahlheim, G. Weber, F. Steglich, Heavy-Fermion Superconductivity at $T_c = 2$ K in the Antiferromagnet UPd₂Al₃, Z. Phys. B - Cond. Matt. 84 (1991) 1.
- [28] C. Geibel, S. Thies, D. Kazorowski, A. Mehner, A. Grauel, B. Seidel, U. Ahlheim, R. Helfrich, K. Petersen, C. D. Bredl, and F. Steglich, A New Heavy-Fermion Superconductor - UNi₂Al₃, Z. Phys. B - Cond. Matt. 83 (1991) 305.
- [29] D. Jaccard, K. Behnia, J. Sierro, Pressure induced heavy fermion superconductivity of CeCu₂Ge₂, Phys. Lett. A 163 (5-6) (1992) 475 – 480.
- [30] R. Movshovich, T. Graf, D. Mandrus, J. D. Thompson, J. L. Smith, Z. Fisk, Superconductivity in heavy-fermion CeRh₂Si₂, Phys. Rev. B 53 (13) (1996) 8241–8244.
- [31] N. D. Mathur, F. M. Grosche, S. R. Julian, I. R. Walker, D. M. Freye, R. K. W. Haselwimmer, G. G. Lonzarich, Magnetically mediated superconductivity in heavy fermion compounds, Nature 394 (6688) (1998) 39–43.
- [32] F. M. Grosche, S. R. Julian, N. D. Mathur, G. G. Lonzarich, Magnetic and superconducting phases of CePd₂Si₂, Physica B: Condensed Matter 223-224 (1996) 50 – 52.
- [33] H. Hegger, C. Petrovic, E. G. Moshopoulou, M. F. Hundley, J. L. Sarrao, Z. Fisk, J. D. Thompson, Pressure-induced superconductivity in quasi-2d CeRhIn₅, Phys. Rev. Lett. 84 (21) (2000) 4986–4989.
- [34] C. Petrovic, P. G. Pagliuso, M. F. Hundley, R. Movshovich, J. L. S. J. D. Thompson, Z. Fisk, P. Monthoux, Heavy fermion superconductivity in CeCoIn₅, J. Phys.: Condens. Matter 13 (17) (2001) L337.
- [35] C. Petrovic, R. Movshovich, M. Jaime, P. G. Pagliuso, M. F. H. J. L. Sarrao, Z. Fisk, J. D. Thompson, A new heavy-fermion superconductor CeIrIn₅: A relative of the cuprates, Europhys. Lett. 53 (3) (2001) 354.
- [36] E. Bauer, G. Hilscher, H. Michor, C. Paul, E. W. Scheidt, A. Gribanov, Y. Seropegin, H. Noël, M. Sigrist, P. Rogl, Heavy fermion superconductivity and magnetic order in noncentrosymmetric CePt₃Si, Phys. Rev. Lett. 92 (2004) 027003.
- [37] R. Settai, T. Takeuchi, Y. Ōnuki, Recent Advances in Ce-Based Heavy-Fermion Superconductivity and Fermi Surface Properties, J. Phys. Soc. Jpn. 76 (2007) 051003.
- [38] R. Settai, Y. Miyauchi, T. Takeuchi, F. Lévy, I. Sheikin, Y. Ōnuki, Huge upper critical field and electronic instability in pressure-induced superconductor CeIrSi₃ without inversion symmetry in the crystal structure, J. Phys. Soc. Jpn. 77 (7) (2008) 073705.
- [39] C. Pfleiderer, Superconducting phases of f -electron compounds, Rev. Mod. Phys. 81 (4) (2009) 1551–1624.
- [40] F. Steglich et al, Proceedings of Physical Phenomena at High Magnetic Fields II, ed. Z. Fisk, L. Gorkov, D. Metzger, R. Schieffer (World Scientific Singapore, 1996) p. 125.
- [41] R. Modler, M. Lang, C. Geibel, C. Schank, R. Miller-Reisener, P. Hellmann, A. Link, G. Sparn, W. Assmus, F. Steglich, The effect of composition on the occurrence of a second phase transition in the vicinity of t_c in CeCu₂Si₂, Physica B: Condensed Matter 206-207 (1995) 586 – 588.
- [42] O. Stockert, E. Faulhaber, G. Zwirknagl, N. Stüßer, H. S. Jeevan, M. Deppe, R. Borth, R. KÜchler, M. Loewenhaupt, C. Geibel, F. Steglich, Nature of the a phase in CeCu₂Si₂, Phys. Rev. Lett. 92 (13) (2004) 136401.
- [43] K. Ishida, Y. Kawasaki, K. Tabuchi, K. Kashima, Y. Kitaoka, K. Asayama, C. Geibel, F. Steglich, Evolution from magnetism to unconventional superconductivity in a series of CeCu₂Si₂ compounds probed by Cu NQR, Phys. Rev. Lett. 82 (26) (1999) 5353–5356.
- [44] Y. Kitaoka, K. Ishida, Y. Kawasaki, O. Trovarelli, C. Geibel, F. Steglich, Coexistence of superconductivity and antiferromagnetism in the heavy-fermion superconductor CeCu₂Si_{1-x}Ge_x)₂ probed by means of Cu nuclear quadrupole resonance - a test case for the SO(5) theory, Journal of Physics: Condensed Matter 13 (4) (2001) L79.
- [45] E. Faulhaber, O. Stockert, K. Schmalzl, H. Jeevan, M. Deppe, C. Geibel, F. Steglich, M. Loewenhaupt, Spatial separation of antiferromagnetism and superconductivity in CeCu₂Si₂, J. Magn. Magn. Mater. 310 (2, Part 1) (2007) 295 – 297.
- [46] J.-P. Rueff, S. Raymond, M. Taguchi, M. Sikora, J.-P. Itié, F. Baudalet, D. Braithwaite, G. Knebel, and D. Jaccard, to be published in Phys. Rev. Lett.
- [47] S. Watanabe, K. Miyake, Quantum valence criticality as an origin of unconventional critical phenomena, Phys. Rev. Lett. 105 (18) (2010) 186403.
- [48] K. Fujiwara, Y. Hata, K. Kobayashi, K. Miyoshi, J. Takeuchi, Y. Shimaoka, H. Kotegawa, T. C. Kobayashi, C. Geibel, F. Steglich, High pressure NQR measurement in CeCu₂Si₂ up to sudden disappearance of superconductivity, J. Phys. Soc. Jpn. 77 (12) (2008) 123711.
- [49] M. Springford, Heavy-fermion compounds, studied using the de Haas-van Alphen effect, Physica B 171 (1-4) (1991) 151–160.
- [50] O. Stockert, J. Arndt, E. Faulhaber, C. Geibel, H. S. Jeevan, S. Kirchner, M. Loewenhaupt, K. Schmalzl, W. Schmidt, Q. Si, F. Steglich, Magnetically driven superconductivity in CeCu₂Si₂, Nat. Phys. 7 (2011) 119–

- [51] C. Stock, C. Broholm, J. Hudis, H. J. Kang, C. Petrovic, Spin resonance in the d-wave superconductor CeCoIn_5 , Phys. Rev. Lett. 100 (8) (2008) 087001.
- [52] I. Sheikin, E. Steep, D. Braithwaite, J. P. Brison, S. Raymond, D. Jaccard, J. Flouquet, Superconductivity, upper critical field and anomalous normal state in CePd_2Si_2 near the quantum critical point, J. Low Temp. Phys. 122 (5-6) (2001) 591–604.
- [53] A. Demuer, D. Jaccard, I. Sheikin, S. Raymond, B. Salce, J. Thomasson, D. Braithwaite, J. Flouquet, Further pressure studies around the magnetic instability of CePd_2Si_2 , J. Phys.: Condens. Matter 13 (41) (2001) 9335–9348.
- [54] B. H. Grier, J. M. Lawrence, V. Murgai, R. D. Parks, Magnetic ordering in CeM_2Si_2 ($M = \text{ag, au, pd, rh}$) compounds as studied by neutron diffraction, Phys. Rev. B 29 (5) (1984) 2664–2672.
- [55] N. H. van Dijk, B. Fåk, T. Charvolin, P. Lejay, J. M. Mignot, Magnetic excitations in heavy-fermion CePd_2Si_2 , Phys. Rev. B 61 (13) (2000) 8922–8931.
- [56] Y. Kawasaki, K. Ishida, Y. Kitaoka, K. Asayama, Si-nmr study of antiferromagnetic heavy-fermion compounds CePd_2Si_2 and CeRh_2Si_2 , Phys. Rev. B 58 (13) (1998) 8634–8639.
- [57] M. J. Besnus, A. Braghta, A. Meyer, Zeitschrift für Physik 83 (1991) 207.
- [58] S. Raymond, D. Jaccard, Electronic properties of CePd_2Si_2 under pressure, Phys. Rev. B 61 (13) (2000) 8679–8682.
- [59] I. Sheikin, A. Gröger, S. Raymond, D. Jaccard, D. Aoki, H. Harima, J. Flouquet, High magnetic field study of CePd_2Si_2 , Phys. Rev. B 67 (9) (2003) 094420.
- [60] S. Raymond, D. Jaccard, H. Wilhelm, R. Cerny, Transport evidence for pressure-induced superconductivity in CePd_2Si_2 , Solid State Commun. 112 (11) (1999) 617 – 620.
- [61] A. Demuer, A. T. Holmes, D. Jaccard, Strain enhancement of superconductivity in CePd_2Si_2 under pressure, J. Phys.: Condens. Matter 14 (28) (2002) L529–L535.
- [62] T. Moriya, Rep. Prog. Phys. 66 (2003) 1299.
- [63] J. Villain, La structure des substances magnétiques, J. Phys. Chem. Solids 11 (1959) 303.
- [64] N. Kernavanois, S. Raymond, E. Ressouche, B. Grenier, J. Flouquet, P. Lejay, Neutron diffraction study under pressure of the heavy-fermion compound CePd_2Si_2 , Phys. Rev. B 71 (6) (2005) 064404.
- [65] A. Benoit, J. X. Boucherle, P. Convert, J. Flouquet, J. Palleau, J. Schweizer, Magnetic structure of the compound CeIn_3 , Solid State Commun. 34 (5) (1980) 293–295.
- [66] J. M. Lawrence, S. M. Shapiro, Magnetic-ordering in the presence of fast spin fluctuations - a neutron-scattering study of CeIn_3 , Phys. Rev. B 22 (9) (1980) 4379–4388.
- [67] W. Knafo, S. Raymond, B. F. k, G. Lapertot, P. C. Canfield, J. Flouquet, Study of low-energy magnetic excitations in single-crystalline CeIn_3 by inelastic neutron scattering, J. Phys.: Condens. Matter 15 (22) (2003) 3741.
- [68] G. Knebel, D. Braithwaite, P. C. Canfield, G. Lapertot, J. Flouquet, Electronic properties of CeIn_3 under high pressure near the quantum critical point, Phys. Rev. B 65 (2001) 024425.
- [69] S. Kawasaki, M. Yashima, Y. Kitaoka, K. Takeda, K. Shimizu, Y. Oishi, M. Takata, T. C. Kobayashi, H. Harima, S. Araki, H. Shishido, R. Settai, Y. Ōnuki, Pressure-induced unconventional superconductivity in the heavy-fermion antiferromagnet CeIn_3 : An ^{115}In -NQR study under pressure, Phys. Rev. B 77 (6) (2008) 064508.
- [70] I. R. Walker, F. M. Grosche, D. M. Freye, G. G. Lonzarich, The normal and superconducting states of CeIn_3 near the border of antiferromagnetic order, Physica C: Superconductivity 282-287 (Part 1) (1997) 303 – 306.
- [71] G. Knebel, D. Braithwaite, P. Canfield, G. Lapertot, J. Flouquet, The quantum critical point revisited in CeIn_3 , High Pressure Research Journal 22 (2002) 163.
- [72] S. Kawasaki, T. Mito, Y. Kawasaki, G.-q. Zheng, Y. Kitaoka, H. Shishido, S. Araki, R. Settai, Y. Ōnuki, ^{115}In -nqr evidence for unconventional superconductivity in CeIn_3 under pressure, Phys. Rev. B 66 (5) (2002) 054521. doi : 10. 1103/PhysRevB. 66. 054521.
- [73] J. Flouquet, P. Haen, P. Lejay, P. Morin, D. Jaccard, J. Schweizer, C. Vettier, R. Fisher, N. Phillips, Magnetic instability in Ce heavy fermion compounds, J. Magn. Magn. Mater. 90-91 (1990) 377 – 382.
- [74] R. Settai, T. Kubo, T. Shiromoto, D. Honda, H. Shishido, K. Sugiyama, Y. Haga, T. D. Matsuda, K. Betsuyaku, H. Harima, T. C. Kobayashi, Y. Ōnuki, Change of the Fermi surface across the critical pressure in CeIn_3 : The de Haas van Alphen study under pressure, J. Phys. Soc. Jpn. 74 (11) (2005) 3016–3026.
- [75] M. Endo, N. Kimura, H. Aoki, Field and spin dependences of effective mass in CeIn_3 , J. Phys. Soc. Jpn. 74 (12) (2005) 3295–3305.
- [76] K. M. Purcell, D. Graf, M. Kano, J. Bourg, E. C. Palm, T. Murphy, R. McDonald, C. H. Mielke, M. M. Altarawneh, C. Petrovic, Rongwei Hu, T. Ebihara, J. Cooley, P. Schlottmann, and S. W. Tozer, Pressure evolution of a field induced Fermi surface reconstruction and of the Néel critical field in CeIn_3 , Phys. Rev. B 79 (2009) 214428.
- [77] T. Ebihara, N. Harrison, M. Jaime, S. Uji, J. C. Lashley, Emergent fluctuation hot spots on the Fermi surface of CeIn_3 in strong magnetic fields, Phys. Rev. Lett. 93 (24) (2004) 246401.
- [78] N. Harrison, S. E. Sebastian, C. H. Mielke, A. Paris, M. J. Gordon, C. A. Swenson, D. G. Rickel, M. D. Pacheco,

- P. F. Ruminer, J. B. Schillig, J. R. Sims, A. H. Lacerda, M.-T. Suzuki, H. Harima, T. Ebihara, Fermi surface of CeIn₃ above the Néel critical field, *Phys. Rev. Lett.* 99 (5) (2007) 056401.
- [79] S. E. Sebastian, N. Harrison, C. D. Batista, S. A. Trugman, V. Fanelli, M. Jaime, T. P. Murphy, E. C. Palm, H. Harima, T. Ebihara, Heavy holes as a precursor to superconductivity in antiferromagnetic CeIn₃, *Proc. Nat. Acad. Sci.* 106 (19) (2009) 7741–7744.
- [80] M. Endo, N. Kimura, H. Aoki, T. Terashima, S. Uji, T. Matsumoto, T. Ebihara, Evolution of spin and field dependences of the effective mass with pressure in CeIn₃, *Phys. Rev. Lett.* 93 (24) (2004) 247003.
- [81] M. Biasini, G. Ferro, A. Czopnik, Fermi-surface topology of the heavy-fermion antiferromagnetic superconductor CeIn₃, *Phys. Rev. B* 68 (9) (2003) 094513.
- [82] J. Ruzs, M. Biasini, Nature of *f*-electrons in CeIn₃: Theoretical analysis of positron annihilation data, *Phys. Rev. B* 71 (23) (2005) 233103.
- [83] S. Kawasaki, T. Mito, Y. Kawasaki, H. Kotegawa, G. Q. Zheng, Y. Kitaoka, H. Shishido, S. Araki, R. Settai, Ōnuki, New superconducting and magnetic phases emerge on the magnetic criticality in CeIn₃, *J. Phys. Soc. Jpn.* 73 (7) (2004) 1647.
- [84] G. Chen, S. Ohara, M. Hedo, Y. Uwatoko, K. Saito, M. Sorai, I. Sakamoto, Observation of superconductivity in heavy-fermion compounds of Ce₂CoIn₈, *J. Phys. Soc. Jpn.* 71 (12) (2002) 2836–2838.
- [85] D. Kaczorowski, A. P. Pikul, D. Gnida, V. H. Tran, Emergence of a superconducting state from an antiferromagnetic phase in single crystals of the heavy fermion compound Ce₂PdIn₈, *Phys. Rev. Lett.* 103 (2) (2009) 027003.
- [86] K. Uhlířová, J. Prokleška, V. Sechovský, Comment on “emergence of a superconducting state from an antiferromagnetic phase in single crystals of the heavy fermion compound Ce₂PdIn₈”, *Phys. Rev. Lett.* 104 (5) (2010) 059701.
- [87] D. Kaczorowski, A. P. Pikul, D. Gnida, V. H. Tran, Kaczorowski et al. reply., *Phys. Rev. Lett.* 104 (5) (2010) 059702.
- [88] P. Monthoux, G. G. Lonzarich, Magnetically mediated superconductivity in quasi-two and three dimensions, *Phys. Rev. B* 63 (5) (2001) 054529.
- [89] P. Monthoux, G. G. Lonzarich, Magnetically mediated superconductivity: Crossover from cubic to tetragonal lattice, *Phys. Rev. B* 66 (22) (2002) 224504.
- [90] R. Settai, H. Shishido, S. Ikeda, Y. Murakawa, M. Nakashima, D. Aoki, Y. Haga, H. Harima, Y. Ōnuki, Quasi-two-dimensional Fermi surfaces and the de Haas-van Alphen oscillation in both the normal and superconducting mixed states of CeCoIn₅, *J. Phys.: Condens. Matter* 13 (27) (2001) L627–L634.
- [91] E. D. Bauer, J. D. Thompson, J. L. Sarrao, L. A. Morales, F. Wastin, J. Rebizant, J. C. Griveau, P. Javorsky, P. Boulet, E. Colineau, G. H. Lander, G. R. Stewart, Structural tuning of unconventional superconductivity in PuMGa₅ (*M* = Co, Rh), *Phys. Rev. Lett.* 93 (14) (2004) 147005.
- [92] J. L. Sarrao, L. A. Morales, J. D. Thompson, B. L. Scott, G. R. Stewart, F. Wastin, J. Rebizant, P. Boulet, E. Colineau, G. H. Lander, Plutonium-based superconductivity with a transition temperature above 18 K, *Nature* 420 (6913) (2002) 297–299.
- [93] F. Wastin, P. Boulet, J. Rebizant, E. Colineau, G. H. Lander, Advances in the preparation and characterization of transuranium systems, *J. Phys.: Condens. Matter* 15 (28) (2003) S2279.
- [94] M. Yashima, S. Kawasaki, H. Mukuda, Y. Kitaoka, H. Shishido, R. Settai, Y. Ōnuki, Quantum phase diagram of antiferromagnetism and superconductivity with a tetracritical point in CeRhIn₅ in zero magnetic field, *Phys. Rev. B* 76 (2007) 020509.
- [95] S. Raymond, G. Knebel, D. Aoki, J. Flouquet, Pressure dependence of the magnetic ordering in CeRhIn₅, *Phys. Rev. B* 77 (2008) 172502.
- [96] W. Bao, P. G. Pagliuso, J. L. Sarrao, J. D. Thompson, Z. Fisk, J. W. Lynn, Magnetic structure of heavy-fermion Ce₂RhIn₈, *Phys. Rev. B* 64 (2) (2001) 020401.
- [97] S. Raymond, E. Ressouche, G. Knebel, D. Aoki, J. Flouquet, Magnetic structure of CeRhIn₅ under magnetic field, *J. Phys.: Condens. Matter* 19 (2007) 242204.
- [98] G. Knebel, M. A. Measson, B. Salce, D. Aoki, D. Braithwaite, J. P. Brison, J. Flouquet, High-pressure phase diagrams of CeRhIn₅ and CeCoIn₅ studied by ac calorimetry, *J. Phys.: Condens. Matter* 16 (49) (2004) 8905–8922.
- [99] D. Hall, E. C. Palm, T. P. Murphy, S. W. Tozer, C. Petrovic, E. Miller-Ricci, L. Peabody, C. Q. H. Li, U. Alver, R. G. Goodrich, J. L. Sarrao, P. G. Pagliuso, J. M. Wills, Z. Fisk, Electronic structure of CeRhIn₅: de Haas van Alphen and energy band calculations, *Phys. Rev. B* 64 (2001) 064506.
- [100] H. Shishido, R. Settai, D. Aoki, S. Ikeda, H. Nakawaki, N. Nakamura, T. Iizuka, Y. Inada, K. Sugiyama, T. Takeuchi, K. Kindo, T. C. Kobayashi, Y. Haga, H. Harima, Y. Aoki, H. Namiki, T. Sato, Y. Ōnuki, Fermi surface, magnetic and superconducting properties of LaRhIn₅ and CeTIn₅ (*T*: Co, Rh and Ir), *J. Phys. Soc. Jpn.* 71 (2002) 162.
- [101] S. Elgazzar, I. Opahle, R. Hayn, P. M. Oppeneer, Calculated de Haas-van Alphen quantities of CeMIn₅ (*M*=Co, Rh, and Ir) compounds, *Physical Review B* 69 (21) (2004) 214510.

- [102] K. Haule, C.-H. Yee, K. Kim, Dynamical mean-field theory within the full-potential methods: Electronic structure of CeIrIn₅, CeCoIn₅, and CeRhIn₅, *Phys. Rev. B* 81 (19) (2010) 195107.
- [103] G. Knebel, D. Aoki, D. Braithwaite, B. Salce, J. Flouquet, Coexistence of antiferromagnetism and superconductivity in CeRhIn₅ under high pressure and magnetic field, *Phys. Rev. B* 74 (2006) 020501(R).
- [104] G. F. Chen, K. Matsubayashi, S. Ban, K. Deguchi, N. K. Sato, Competitive coexistence of superconductivity with antiferromagnetism in CeRhIn₅, *Phys. Rev. Lett.* 97 (1) (2006) 017005.
- [105] J. Paglione, P. C. Ho, M. B. Maple, M. A. Tanatar, L. Taillefer, Y. Lee, C. Petrovic, Ambient-pressure bulk superconductivity deep in the magnetic state of CeRhIn₅, *Phys. Rev. B* 77 (2008) 100505.
- [106] T. Mito, S. Kawasaki, G. q Zheng, Y. Kawasaki, K. Ishida, Y. Kitaoka, D. Aoki, Y. Haga, Ōnuki, Pressure-induced anomalous and unconventional superconductivity in CeRhIn₅: ¹¹⁵In-NQR study under pressure, *Phys. Rev. B* 63 (2001) 220507(R).
- [107] N. Aso, K. Ishii, H. Yoshizawa, T. Fujiwara, Y. Uwatoko, G.-F. Chen, N. K. Sato, K. Miyake, Switching of magnetic ordering in CeRhIn₅ under hydrostatic pressure, *J. Phys. Soc. Jpn.* 78 (7) (2009) 073703.
- [108] M. Yashima, H. Mukuda, Y. Kitaoka, H. Shishido, R. Settai, Y. Onuki, Strong coupling between antiferromagnetic and superconducting order parameters in CeRhIn₅ studied by in-NQR spectroscopy, *Phys. Rev. B* 79 (2009) 214528.
- [109] S. Kawasaki, T. Mito, Y. Kawasaki, G. q Zheng, Y. Kitaoka, D. Aoki, Y. Haga, Ōnuki, Gapless-magnetic and quasiparticle excitations due to the coexistence of antiferromagnetism and superconductivity in CeRhIn₅: A study of ¹¹⁵In NQR under pressure, *Phys. Rev. Lett.* 91 (13) (2003) 137001.
- [110] G. Knebel, D. Aoki, J.-P. Brison, J. Flouquet, The quantum critical point in CeRhIn₅: A resistivity study, *J. Phys. Soc. Jpn.* 77 (11) (2008) 114704.
- [111] T. Park, M. J. Graf, L. Boulaevskii, J. L. Sarrao, J. D. Thompson, Electronic duality in strongly correlated matter, *Proc. Natl. Acad. Sci. U.S.A.* 105 (2008) 6825.
- [112] K. Miyake, O. Narikiyo, Enhanced impurity scattering due to quantum critical fluctuations: Perturbational approach, *J. Phys. Soc. Jpn.* 71 (3) (2002) 867–871.
- [113] V. A. Park, T. amd Sidorov, F. Ronning, J.-X. Zhu, Y. Tokiwa, H. Lee, E. D. Bauer, R. Movshovich, J. L. Sarrao, J. D. Thompson, Isotropic quantum scattering and unconventional superconductivity, *Nature* 456 (2008) 366.
- [114] S. Watanabe, K. Miyake, Origin of drastic change of Fermi surface and transport anomalies in CeRhIn₅ under pressure, *J. Phys. Soc. Jpn.* 79 (3) (2010) 033707.
- [115] T. Park, J. D. Thompson, Magnetism and superconductivity in strongly correlated CeRhIn₅, *New J. Phys.* 11 (2009) 055062.
- [116] T. Takeuchi, T. Inoue, K. Sugiyama, D. Aoki, Y. Tokiwa, Y. H. K. Kindo, Y. Ōnuki, Magnetic and thermal properties of CeIrIn₅ and CeRhIn₅, *J. Phys. Soc. Jpn.* 70 (3) (2001) 877.
- [117] T. Park, F. Ronning, H. Q. Yuan, M. B. Salamon, R. Movshovich, J. L. Sarrao, J. D. Thompson, Hidden magnetism and quantum criticality in the heavy fermion superconductor CeRhIn₅, *Nature* 440 (7080) (2006) 65–68.
- [118] E. Demler, W. Hanke, S.-C. Zhang, So(5) theory of antiferromagnetism and superconductivity, *Rev. Mod. Phys.* 76 (3) (2004) 909–974.
- [119] H. Shishido, R. Settai, H. Harima, Y. Ōnuki, A drastic change of the Fermi surface at the critical pressure in CeRhIn₅:dHvA study under pressure, *J. Phys. Soc. Jpn.* 74 (4) (2005) 1103.
- [120] S. Sachdev, arXiv: 0910.0846v1.
- [121] N. Ni, M. E. Tillman, J.-Q. Yan, A. Kracher, S. T. Hannahs, S. L. Bud'ko, P. C. Canfield, Effects of co substitution on thermodynamic and transport properties and anisotropic H_{c2} in Ba(Fe_{1-x}Co_x)₂As₂ single crystals, *Phys. Rev. B* 78 (21) (2008) 214515.
- [122] J.-H. Chu, J. G. Analytis, C. Kucharczyk, I. R. Fisher, Determination of the phase diagram of the electron-doped superconductor Ba(Fe_{1-x}Co_x)₂As₂, *Phys. Rev. B* 79 (1) (2009) 014506.
- [123] R. M. Fernandes, D. K. Pratt, W. Tian, J. Zarestky, A. Kreyssig, S. Nandi, M. G. Kim, A. Thaler, N. Ni, P. C. Canfield, R. J. McQueeney, J. Schmalian, A. I. Goldman, Unconventional pairing in the iron arsenide superconductors, *Phys. Rev. B* 81 (14) (2010) 140501.
- [124] I. I. Mazin, Superconductivity gets an iron boost, *Nature* 464 (7286) (2010) 183–186.
- [125] E. G. Moon, S. Sachdev, Competition between spin density wave order and superconductivity in the underdoped cuprates, *Phys. Rev. B* 80 (3) (2009) 035117.
- [126] N. E. Hussey, M. Abdel-Jawad, A. Carrington, A. P. Mackenzie, L. Balicas, A coherent three-dimensional Fermi surface in a high-transition-temperature superconductor, *Nature* 425 (6960) (2003) 814–817.
- [127] B. Vignolle, A. Carrington, R. A. Cooper, M. M. J. French, A. P. Mackenzie, C. Jaudet, D. Vignolles, C. Proust, N. E. Hussey, Quantum oscillations in an overdoped high- T_c superconductor, *Nature* 455 (7215) (2008) 952–955.
- [128] N. Doiron-Leyraud, C. Proust, D. LeBoeuf, J. Levallois, J.-B. Bonnemaïson, R. Liang, D. A. Bonn, W. N. Hardy, L. Taillefer, Quantum oscillations and the Fermi surface in an underdoped high- T_c superconductor, *Nature* 447 (7144) (2007) 565–568.
- [129] E. A. Yelland, J. Singleton, C. H. Mielke, N. Harrison, F. F. Balakirev, B. Dabrowski, J. R. Cooper, Quantum

- oscillations in the underdoped cuprate $\text{YBa}_2\text{Cu}_4\text{O}_8$, Phys. Rev. Lett. 100 (4) (2008) 047003.
- [130] A. F. Bangura, J. D. Fletcher, A. Carrington, J. Levallois, M. Nardone, B. Vignolle, P. J. Heard, N. Doiron-Leyraud, D. LeBoeuf, L. Taillefer, S. Adachi, C. Proust, N. E. Hussey, Small Fermi surface pockets in underdoped high temperature superconductors: Observation of Shubnikov–de Haas oscillations in $\text{YBa}_2\text{Cu}_4\text{O}_8$, Phys. Rev. Lett. 100 (4) (2008) 047004.
- [131] S. E. Sebastian, N. Harrison, E. Palm, T. P. Murphy, C. H. Mielke, R. Liang, D. A. Bonn, W. N. Hardy, G. G. Lonzarich, A multi-component Fermi surface in the vortex state of an underdoped high- T_c superconductor, Nature 454 (7201) (2008) 200–203.
- [132] B. Lake, G. Aeppli, K. N. Clausen, D. F. McMorrow, K. Lefmann, N. E. Hussey, N. Mangkorntong, M. Nohara, H. Takagi, T. E. Mason, A. Schroder, Spins in the vortices of a high-temperature superconductor, Science 291 (5509) (2001) 1759–1762.
- [133] B. Lake, H. M. Ronnow, N. B. Christensen, G. Aeppli, K. Lefmann, D. F. McMorrow, P. Vorderwisch, P. Smeibidl, N. Mangkorntong, T. Sasagawa, M. Nohara, H. Takagi, T. E. Mason, Antiferromagnetic order induced by an applied magnetic field in a high-temperature superconductor, Nature 415 (6869) (2002) 299–302.
- [134] H. J. Kang, P. C. Dai, J. W. Lynn, M. Matsuura, J. R. Thompson, S. C. Zhang, D. N. Argyriou, Y. Onose, Y. Tokura, Antiferromagnetic order as the competing ground state in electron-doped $\text{Nd}_{1.85}\text{Ce}_{0.15}\text{CuO}_4$, Nature 423 (6939) (2003) 522–525.
- [135] J. Chang, N. B. Christensen, C. Niedermayer, K. Lefmann, H. M. R. nnow, D. F. McMorrow, A. Schneidewind, P. Link, A. Hiess, M. Boehm, R. Mottl, S. Pailh s, N. Momono, M. Oda, M. Ido, J. Mesot, Magnetic-field-induced soft-mode quantum phase transition in the high-temperature superconductor $\text{La}_{1.85}\text{Sr}_{0.145}\text{CuO}_4$: An inelastic neutron-scattering study, Phys. Rev. Lett. 102 (17) (2009) 177006.
- [136] V. F. Mitrovic, E. E. Sigmund, M. Eschrig, H. N. Bachman, W. P. Halperin, A. P. Reyes, P. Kuhns, W. G. Moulton, Spatially resolved electronic structure inside and outside the vortex cores of a high-temperature superconductor, Nature 413 (6855) (2001) 501–504.
- [137] K. Kakuyanagi, K. Kumagai, Y. Matsuda, M. Hasegawa, Antiferromagnetic vortex core in $\text{Tl}_2\text{Ba}_2\text{CuO}_{6+\delta}$ studied by nuclear magnetic resonance, Phys. Rev. Lett. 90 (19) (2003) 197003.
- [138] V. F. Mitrovic, E. E. Sigmund, W. P. Halperin, A. P. Reyes, P. Kuhns, W. G. Moulton, Antiferromagnetism in the vortex cores of $\text{YBa}_2\text{Cu}_3\text{O}_{7-\delta}$, Phys. Rev. B 67 (22) (2003) 220503.
- [139] R. I. Miller, R. F. Kiefl, J. H. Brewer, J. E. Sonier, J. Chakhalian, S. Dunsiger, G. D. Morris, A. N. Price, D. A. Bonn, W. H. Hardy, R. Liang, Evidence for static magnetism in the vortex cores of ortho-ii $\text{YBa}_2\text{Cu}_3\text{O}_{6.50}$, Phys. Rev. Lett. 88 (13) (2002) 137002.
- [140] R. I. Miller, R. F. Kiefl, J. H. Brewer, F. D. Callaghan, J. E. Sonier, R. Liang, D. A. Bonn, W. Hardy, Coexistence of magnetism and superconductivity in ultraclean underdoped $\text{YBa}_2\text{Cu}_3\text{O}_{6.37}$, Phys. Rev. B 73 (14) (2006) 144509.
- [141] V. A. Sidorov, M. Nicklas, P. G. Pagliuso, J. L. Sarrao, Y. Bang, A. V. Balatzky, J. D. Thompson, Phys. Rev. Lett. 89 (2002) 157004.
- [142] A. Bianchi, R. Movshovich, I. Vekhter, P. G. Pagliuso, J. L. Sarrao, Avoided antiferromagnetic order and quantum critical point in CeCoIn_5 , Phys. Rev. Lett. 91 (25) (2003) 257001.
- [143] F. Ronning, C. Capan, A. Bianchi, R. Movshovich, A. Lacerda, M. Hundley, J. D. Thompson, P. G. Pagliuso, J. L. Sarrao, Field tuned quantum critical point in CeCoIn_5 near the superconducting upper critical field, Phys. Rev. B 71 (2005) 104528.
- [144] C. Paulsen, D. Aoki, G. Knebel, J. Flouquet, Interplay of superconductivity, antiferromagnetism, and Pauli de-pairing in CeCoIn_5 , J. Phys. Soc. Jpn. 80 (2011) 053701.
- [145] A. McCollam, S. R. Julian, P. M. C. Rourke, D. Aoki, J. Flouquet, Anomalous de Haas–van Alphen oscillations in CeCoIn_5 , Phys. Rev. Lett. 94 (18) (2005) 186401.
- [146] A. Koitzsch, I. Opahle, S. Elgazzar, S. V. Borisenko, J. Geck, V. B. Zabolotnyy, D. Inosov, H. Shiozawa, M. Richter, M. Knupfer, J. Fink, B. B chner, E. D. Bauer, J. L. Sarrao, R. Follath, Electronic structure of CeCoIn_5 from angle-resolved photoemission spectroscopy, Phys. Rev. B 79 (7) (2009) 075104.
- [147] K. Izawa, H. Yamaguchi, Y. Matsuda, H. Shishido, R. Settai, Y. Ōnuki, Angular position of nodes in the superconducting gap of quasi-2d heavy-fermion superconductor CeCoIn_5 , Phys. Rev. Lett. 87 (5) (2001) 057002.
- [148] R. Movshovich, M. Jaime, J. D. Thompson, C. Petrovic, Z. Fisk, P. G. Pagliuso, J. L. Sarrao, Unconventional superconductivity in *ceir*₅ and CeCoIn_5 : Specific heat and thermal conductivity studies, Phys. Rev. Lett. 86 (22) (2001) 5152–5155.
- [149] H. Aoki, T. Sakakibara, H. Shishido, R. Settai, Y. Ōnuki, P. Miranovic, K. Machida, Field-angle dependence of the zero-energy density of states in the unconventional heavy-fermion superconductor CeCoIn_5 , J. Phys.: Condens. Matter 16 (3) (2004) L13.
- [150] T. Sakakibara, A. Yamada, J. Custers, K. Yano, T. Tayama, H. Aoki, K. Machida, Nodal structures of heavy fermion superconductors probed by the specific-heat measurements in magnetic fields, J. Phys. Soc. Jpn. 76 (5) (2007) 051004.
- [151] Y. Kohori, Y. Yamamoto, Y. Iwamoto, T. Kohara, E. D. Bauer, M. B. Maple, J. L. Sarrao, NMR and NQR studies

- of the heavy fermion superconductors $CeTIn_5$ ($T = Co$ and Ir), Phys. Rev. B 64 (2001) 134526.
- [152] Y. Kawasaki, S. Kawasaki, M. Yashima, T. Mito, G. Qing Zheng, Y. Kitaoka, H. Shishido, R. Settai, Y. Haga, Y. Ōnuki, Anisotropic spin fluctuations in heavy-fermion superconductor $CeCoIn_5$: In-NQR and Co-NMR studies, J. Phys. Soc. Jpn. 72 (9) (2003) 2308–2311.
- [153] N. J. Curro, J. L. Sarrao, J. D. Thompson, P. G. Pagliuso, I. C. V. Kos, A. Abanov, D. Pines, Low-frequency spin dynamics in the $CeMIn_5$ materials, Phys. Rev. Lett. 90 (22) (2003) 227202.
- [154] S. Kambe, H. Sakai, Y. Tokunaga, T. Fujimoto, R. E. Walstedt, S. Ikeda, D. Aoki, Y. Homma, Y. Haga, Y. Shiokawa, Y. Ōnuki, Favorable magnetic fluctuation anisotropy for unconventional superconductivity in f -electron systems, Phys. Rev. B 75 (14) (2007) 140509.
- [155] H. Sakai, S.-H. Baek, S. E. Brown, F. Ronning, E. D. Bauer, J. D. Thompson, ^{59}Co NMR shift anomalies and spin dynamics in the normal state of superconducting $CeCoIn_5$: Verification of two-dimensional antiferromagnetic spin fluctuations, Phys. Rev. B 82 (2) (2010) 020501.
- [156] S. Kambe, H. Sakai, T. Y., K. Kaneko, Correlation between the superconducting pairing symmetry and magnetic anisotropy in f -electron unconventional superconductors, J. Phys. Conf. series (2011) in press.
- [157] L. D. Pham, T. Park, S. Maquilon, J. D. Thompson, Z. Fisk, Reversible tuning of the heavy-fermion ground state in $CeCoIn_5$, Phys. Rev. Lett. 97 (5) (2006) 056404.
- [158] E. D. Bauer, F. Ronning, S. Maquilon, L. D. Pham, J. D. Thompson, Z. Fisk, Occurrence of magnetism in $CeMIn_{5-x}Hg_x$ ($M = Rh, Ir$), Physica B 403 (5-9) (2008) 1135–1137.
- [159] J. Panarin, S. Raymond, G. Lapertot, J. Flouquet, Evolution of the spin resonance in $CeCoIn_5$ under magnetic field, J. Phys. Soc. Jpn. 78 (11) (2009) 113706.
- [160] M. Kenzelmann, T. Strassle, C. Niedermayer, M. Sigrist, B. Padmanabhan, M. Zolliker, A. D. Bianchi, R. Movshovich, E. D. Bauer, J. L. Sarrao, J. D. Thompson, Coupled superconducting and magnetic order in $CeCoIn_5$, Science 321 (5896) (2008) 1652–1654.
- [161] M. Kenzelmann, S. Gerber, N. Egetenmeyer, J. L. Gavilano, T. Strässle, A. D. Bianchi, E. Ressouche, R. Movshovich, E. D. Bauer, J. L. Sarrao, J. D. Thompson, Evidence for a magnetically driven superconducting Q phase of $CeCoIn_5$, Phys. Rev. Lett. 104 (12) (2010) 127001.
- [162] B.-L. Young, R. R. Urbano, N. J. Curro, J. D. Thompson, J. L. Sarrao, A. B. Vorontsov, M. J. Graf, Microscopic evidence for field-induced magnetism in $CeCoIn_5$, Phys. Rev. Lett. 98 (2007) 036402.
- [163] G. Koutroulakis, M. D. Stewart, V. F. Mitrović, M. Horvatić, C. Berthier, G. Lapertot, J. Flouquet, Field evolution of coexisting superconducting and magnetic orders in $CeCoIn_5$, Phys. Rev. Lett. 104 (8) (2010) 087001.
- [164] J. Paglione, M. A. Tanatar, D. G. Hawthorn, E. Boaknin, R. W. Hill, F. Ronning, M. Sutherland, L. Taillefer, C. Petrovic, P. C. Canfield, Field-induced quantum critical point in $CeCoIn_5$, Phys. Rev. Lett. 91 (24) (2003) 246405.
- [165] J. Paglione, M. A. Tanatar, D. G. Hawthorn, F. Ronning, R. W. Hill, M. Sutherland, L. Taillefer, C. Petrovic, Nonvanishing energy scales at the quantum critical point of $CeCoIn_5$, Phys. Rev. Lett. 97 (10) (2006) 106606.
- [166] L. Howald, G. Seyfarth, G. Knebel, G. Lapertot, D. Aoki, J.-P. Brison, Behavior of the quantum critical point and the Fermi-liquid domain in the heavy fermion superconductor $CeCoIn_5$ studied by resistivity, J. Phys. Soc. Jpn. 80 (2) (2011) 024710.
- [167] J. S. Kim, J. Alwood, G. R. Stewart, J. L. Sarrao, J. D. Thompson, Specific heat in high magnetic fields and non-Fermi-liquid behavior in $CeMIn_5$ ($M = Ir, Co$), Phys. Rev. B 64 (13) (2001) 134524.
- [168] P. Fulde, R. A. Ferrell, Superconductivity in a strong spin-exchange field, Phys. Rev. 135 (3A) (1964) A550–A563.
- [169] A. I. Larkin, Y. N. Ovchinnikov, Zh. Eksp. Teor. Fiz. 47 (1964) 1136.
- [170] T. Tayama, A. Harita, T. Sakakibara, Y. Haga, H. Shishido, R. S. Y. Ōnuki, Unconventional heavy-fermion superconductor $CeCoIn_5$: dc magnetization study at temperatures down to 50 mK, Phys. Rev. B 65 (2002) 180504(R).
- [171] A. Bianchi, R. Movshovich, N. Oeschler, P. Gegenwart, F. Steglich, J. D. Thompson, P. G. Pagliuso, J. L. Sarrao, First order superconducting phase transition in $CeCoIn_5$, Phys. Rev. Lett. 89 (13) (2002) 137002.
- [172] A. D. Bianchi, M. Kenzelmann, L. DeBeer-Schmitt, J. S. White, E. M. Forgan, J. Mesot, M. Zolliker, J. Kohlbrecher, R. Movshovich, E. D. Bauer, J. L. Sarrao, Z. Fisk, C. Petrovic, M. R. Eskildsen, Superconducting Vortices in $CeCoIn_5$: Toward the Pauli-Limiting Field, Science 319 (5860) (2008) 177–180.
- [173] V. P. Michal, V. P. Mineev, Paramagnetic effects in vortex lattice field distribution in strongly type-II superconductors, Phys. Rev. B 82 (10) (2010) 104505.
- [174] R. Ikeda, Impurity-induced broadening of the transition to a Fulde-Ferrell-Larkin-Ovchinnikov phase, Phys. Rev. B 81 (6) (2010) 060510.
- [175] H. A. Radovan, N. A. Fortune, T. P. Murphy, S. T. Hannahs, E. C. Petrovic, S. W. Trozer, D. Hall, Magnetic enhancement of superconductivity from electron spin domains, Nature (London) 425 (2003) 51.
- [176] C. Capan, A. Bianchi, R. Movshovich, A. D. Christianson, A. M. M. F. Hundley, A. Lacerda, P. G. Pagliuso, J. L. Sarrao, Anisotropy of thermal conductivity and possible signature of the Fulde-Ferrel-Larkin-Ovchinnikov state in $CeCoIn_5$, Phys. Rev. B 70 (2004) 134513.
- [177] T. Watanabe, Y. Kasahara, K. I. T. Sakakibara, Y. Matsuda, C. van der Beek, T. Hanaguri, H. Shishido, R. Settai,

- Ōnuki, High field state of the flux line lattice in the unconventional superconductor CeCoIn₅, Phys. Rev. B 70 (2004) 020506(R).
- [178] K. Kakuyanagi, M. Saitoh, K. Kumagai, S. Takashima, M. Nohara, H. Takaki, Y. Matsuda, Texture in the superconducting order parameter of CeCoIn₅ revealed by nuclear magnetic resonance, Phys. Rev. Lett. 94 (2005) 047602.
- [179] V. F. Mitrović, M. Horvatić, C. Berthier, G. Knebel, G. Lapertot, J. Flouquet, Nmr study of the possible fflo state in Nohara, Phys. Rev. Lett. 97 (2006) 117002.
- [180] G. Koutroulakis, V. F. Mitrović, M. Horvatić, C. Berthier, G. Lapertot, J. Flouquet, Field dependence of the ground state in the exotic superconductor CeCoIn₅: A nuclear magnetic resonance investigation, Phys. Rev. Lett. 101 (2008) 047004.
- [181] A. Aperis, G. Varelogiannis, P. B. Littlewood, Magnetic-field-induced pattern of coexisting condensates in the superconducting state of CeCoIn₅, Phys. Rev. Lett. 104 (21) (2010) 216403.
- [182] Y. Yanase, FFLO superconductivity near the antiferromagnetic quantum critical point, J. Phys. Soc. Jpn. 77 (6) (2008) 063705.
- [183] Y. Yanase, M. Sigrist, Antiferromagnetic order and π -triplet pairing in the Fulde–Ferrell–Larkin–Ovchinnikov state, J. Phys. Soc. Jpn. 78 (11) (2009) 114715.
- [184] K. M. Suzuki, M. Ichioka, K. Machida, Inherent spin density wave instability by vortices in superconductors with strong pauli effects, ArXiv e-prints arXiv:1009.2821.
- [185] Y. Kato, C. D. Batista, I. Vekhter, Antiferromagnetic order in Pauli limited unconventional superconductors, arXiv:1104.0391.
- [186] V. P. Michal, V. P. Mineev, Spin density wave ordering induced by $d_{x^2-y^2}$ -wave superconductivity in nearly 2D heavy fermion compounds in a magnetic field, arXiv:1104.4309.
- [187] D. F. Agterberg, M. Sigrist, H. Tsunetsugu, Order parameter and vortices in the superconducting q phase of CeCoIn₅, Phys. Rev. Lett. 102 (20) (2009) 207004.
- [188] V. F. Correa, T. P. Murphy, C. Martin, K. M. Purcell, E. C. Palm, G. M. Schmiedeshoff, J. C. Cooley, S. W. Tozer, Magnetic-field-induced lattice anomaly inside the superconducting state of CeCoIn₅: Anisotropic evidence of the possible Fulde–Ferrell–Larkin–Ovchinnikov state, Phys. Rev. Lett. 98 (8) (2007) 087001.
- [189] E. Blackburn, P. Das, M. R. Eskildsen, E. M. Forgan, M. Laver, C. Niedermayer, C. Petrovic, J. S. White, Exploring the fragile antiferromagnetic superconducting phase in CeCoIn₅, Phys. Rev. Lett. 105 (18) (2010) 187001.
- [190] K. Kumagai, M. Saitoh, T. Oyaizu, Y. Furukawa, S. Takashima, M. Nohara, H. Takagi, Y. Matsuda, Fulde–Ferrell–Larkin–Ovchinnikov state in a perpendicular field of quasi-two-dimensional CeCoIn₅, Phys. Rev. Lett. 97 (22) (2006) 227002.
- [191] J. Spehling, R. H. Heffner, J. E. Sonier, N. Curro, C. H. Wang, B. Hitti, G. Morris, E. D. Bauer, J. L. Sarrao, F. J. Litterst, H.-H. Klauss, Field-induced coupled superconductivity and spin density wave order in the heavy fermion compound CeCoIn₅, Phys. Rev. Lett. 103 (23) (2009) 237003.
- [192] M. A. Tanatar, J. Paglione, C. Petrovic, L. Taillefer, Anisotropic violation of the Wiedemann–Franz law at a quantum critical point, Science 316 (2007) 1320.
- [193] M. F. Smith, R. H. McKenzie, Apparent violation of the wiedemann-franz law near a magnetic field tuned metal-antiferromagnetic quantum critical point, Phys. Rev. Lett. 101 (26) (2008) 266403.
- [194] S. Singh, C. Capan, M. Nicklas, M. Rams, A. Gladun, H. Lee, J. F. DiTusa, Z. Fisk, F. Steglich, S. Wirth, Probing the quantum critical behavior of CeCoIn₅ via hall effect measurements, Phys. Rev. Lett. 98 (5) (2007) 057001.
- [195] S. Zaum, K. Grube, R. Schäfer, E. D. Bauer, J. D. Thompson, H. v. Löhneysen, Towards the identification of a quantum critical line in the (p, b) phase diagram of CeCoIn₅ with thermal-expansion measurements, Phys. Rev. Lett. 106 (8) (2011) 087003.
- [196] Y. Fujimoto, A. Tsuruta, K. Miyake, Antiferromagnetic quantum criticality induced by onset of superconductivity around upper critical field: non-Fermi liquid behavior of CeCoIn₅ at $H \approx H_{c2}$, J. Phys.: Condens. Matter 20 (32) (2008) 325226.
- [197] G. Knebel, D. Aoki, J.-P. Brison, L. Howald, G. Lapertot, J. Panarin, S. Raymond, J. Flouquet, Competition and/or coexistence of antiferromagnetism and superconductivity in CeRhIn₅ and CeCoIn₅, phys. stat. sol. B 247 (2010) 557.
- [198] C. F. Miclea, M. Nicklas, D. Parker, K. Maki, J. L. Sarrao, J. D. Thompson, G. Sparn, F. Steglich, Pressure dependence of the Fulde–Ferrell–Larkin–Ovchinnikov state in CeCoIn₅, Phys. Rev. Lett. 97 (3) (2006) 039901.
- [199] T. Tayama, Y. Namai, T. Sakakibara, M. Hedo, Y. Uwatoko, H. Shishido, R. Settai, Y. Ōnuki, Pressure dependence of the first-order superconducting phase transition in CeCoIn₅, J. Phys. Soc. Jpn. 74 (4) (2005) 1115–1118.
- [200] M. Yashima, S. Kawasaki, Y. Kawasaki, G. q Zheng, Y. Kitaoka, H. Shishido, R. Settai, Y. Haga, Y. Ōnuki, Magnetic criticality and unconventional superconductivity in CeCoIn₅: Study of ¹¹⁵In-nuclear quadrupole resonance under pressure, J. Phys. Soc. Jpn. 73 (2004) 2073.
- [201] H. Shishido, T. Ueda, S. Hashimoto, T. Kubol, R. Settai, H. Harima, Y. Ōnuki, A de Haas–van Alphen experiment under pressure on CeCoIn₅: deviation from the quantum critical region, J. Phys.: Condens. Matter 15 (32) (2003)

L499–L504.

- [202] I. C. V. Kos, I. Martin, C. M. Varma, Specific heat at the transition in a superconductor with fluctuating magnetic moments, *Phys. Rev. B* 68 (5) (2003) 052507.
- [203] L. Howald, G. Knebel, D. Aoki, G. Lapertot, J.-P. Brison, Upper critical field of CeCoIn₅, arXiv: 1103.0564.
- [204] P. W. Anderson, Structure of "triplet" superconducting energy gaps, *Phys. Rev. B* 30 (7) (1984) 4000–4002.
- [205] E. Bauer, H. Kaldarar, A. Prokofiev, E. Royanian, A. Amato, J. Sereni, W. Brämer-Escamilla, I. Bonalde, Heavy fermion superconductivity and antiferromagnetic ordering in CePt₃Si without inversion symmetry, *J. Phys. Soc. Jpn.* 76 (5) (2007) 051009.
- [206] N. Kimura, K. Ito, K. Saitoh, Y. Umeda, H. Aoki, Pressure-induced superconductivity in noncentrosymmetric heavy-fermion CeRhSi₃, *Phys. Rev. Lett.* 95 (2005) 247004.
- [207] I. Sugitani, Y. Okuda, H. Shishido, T. Yamada, A. Thamizhavel, E. Yamamoto, T. D. Matsuda, Y. Haga, T. Takeuchi, R. Settai, Y. Ōnuki, Pressure-induced heavy-fermion superconductivity in antiferromagnet CeIrSi₃ without inversion symmetry, *J. Phys. Soc. Jpn.* 75 (4) (2006) 043703.
- [208] G. Knebel, D. Aoki, G. Lapertot, B. Salce, J. Flouquet, T. Kawai, H. Muranaka, R. Settai, Y. Onuki, High Pressure Phase Diagram of the Non-centrosymmetric Antiferromagnet CeCoGe₃, *J. Phys. Soc. Jpn.* 78 (2009).
- [209] F. Honda, I. Bonalde, K. Shimizu, S. Yoshiuchi, Y. Hirose, T. Nakamura, R. Settai, Y. Onuki, Pressure-induced superconductivity and large upper critical field in the noncentrosymmetric antiferromagnet CeIrGe₃, *Phys. Rev. B* 81, 140507(R) (2010).
- [210] P. A. Frigeri, D. F. Agterberg, A. Koga, M. Sigrist, Superconductivity without inversion symmetry: MnSi versus CePt₃Si, *Phys. Rev. Lett.* 92 (9) (2004) 097001.
- [211] M. Sigrist, D. Agterberg, P. Frigeri, N. Hayashi, R. Kaur, A. Koga, I. Milat, K. Wakabayashi, Y. Yanase, Superconductivity in non-centrosymmetric materials, *J. Magn. Magn. Mater.* 310 (2, Part 1) (2007) 536 – 540.
- [212] S. Fujimoto, Electron correlation and pairing states in superconductors without inversion symmetry, *J. Phys. Soc. Jpn.* 76 (5) (2007) 051008.
- [213] Y. Ōnuki, R. Settai, Electronic states and superconducting properties of non-centrosymmetric rare earth compounds, to be published.
- [214] N. Tateiwa, Y. Haga, T. D. Matsuda, S. Ikeda, E. Yamamoto, Y. Okuda, Y. Miyauchi, R. Settai, Y. Ōnuki, Strong-coupling superconductivity of CeIrSi₃ with the non-centrosymmetric crystal structure, *J. Phys. Soc. Jpn.* 76 (8) (2007) 083706.
- [215] Y. Tada, N. Kawakami, S. Fujimoto, Colossal enhancement of upper critical fields in noncentrosymmetric heavy fermion superconductors near quantum criticality: CeRhSi₃ and CeIrSi₃, *Phys. Rev. Lett.* 101 (26) (2008) 267006.
- [216] Y. Tada, N. Kawakami, S. Fujimoto, Spin fluctuations and superconductivity in noncentrosymmetric heavy fermion systems CeRhSi₃ and CeIrSi₃, *Phys. Rev. B* 81 (10) (2010) 104506.
- [217] R. Settai, K. Katayama, D. Aoki, I. Sheikin, G. Knebel, J. Flouquet, Y. Ōnuki, Field-induced antiferromagnetic state in non-centrosymmetric superconductor CeIrSi₃, to be published.