

Classical analog for dispersion cancellation of entangled photons with local detection

R. Prevedel,* K.M. Schreiter, J. Lavoie, and K.J. Resch†
Institute for Quantum Computing and Department of Physics & Astronomy,
University of Waterloo, Waterloo, Canada, N2L 3G1

Energy-time entangled photon pairs remain tightly correlated in time when the photons are passed through equal magnitude, but opposite in sign, dispersion. A recent experimental demonstration has observed this effect on ultrafast time-scales using second-harmonic generation of the photon pairs. However, the experimental signature of this effect does not require energy-time entanglement. Here, we demonstrate a directly analogue to this effect in narrow-band second harmonic generation of a pair of classical laser pulses under similar conditions. Perfect cancellation is observed for fs pulses with dispersion as large as 850 fs², comparable to the quantum result, but with an 10¹³-fold improvement in signal brightness.

Introduction – Ultrafast pulses of light are indispensable tools at the heart of technologies as diverse as time-resolved spectroscopy, fusion energy, surgery, micromachining, and medical imaging [1]. These pulses require a very large bandwidth of light, all locked together in phase, to support them. This makes the pulses very susceptible to the effects of dispersion, the change of the group velocity of the light with respect to frequency. Dispersion slows some of the frequency components of the pulse relative to others and spreads the pulse in time, an effect that becomes more pronounced with larger bandwidth. If the timing information carried by the pulse is critical to the application, such as clock synchronization [2] or interferometry, this is clearly detrimental.

In 1992, two seminal papers [3, 4] showed that energy-time entangled photons exhibit an inherent robustness against dispersion, in two very different scenarios. The first scenario considered the Hong-Ou-Mandel two-photon interferometer with unbalanced dispersion, such as that from an extra piece of glass, in one arm. The Hong-Ou-Mandel interference dip [5], whose width is equal to the coherence length of the photons, is completely unaffected by all *even* orders of dispersion [6–8]. This effect has been shown to have classical analogues [9–13].

The second scenario was considered by Franson [4]. If a pair of transform-limited classical light pulses is sent to different detectors, then any quadratic dispersion during the propagation hurts their temporal correlation. Recently it was shown that the effect on the correlation for classical pulses can be expressed as an inequality [14],

$$\langle \Delta \tau_F^2 \rangle \geq \langle \Delta \tau^2 \rangle + \frac{(2\beta)^2}{\langle \Delta \tau^2 \rangle} \quad (1)$$

where $\langle \Delta \tau_F^2 \rangle$ is the final variance in the time difference of the detection signals, $\langle \Delta \tau^2 \rangle$ is the initial variance, and β characterizes the dispersion which applies a quadratic frequency dependent phase $\phi(\omega) = \beta(\omega - \omega_0)^2$ about some centre frequency ω_0 . Franson calculated that if, instead, energy-time entangled photon pairs were sent to the different detectors, as shown in Fig. 1(a), the photon pairs remained tightly coincident in time when one photon passed through positive dispersion and the other passed through equal magnitude *negative* dispersion [4].

Thus Eq. 1, can be violated for entangled photons.

In order to observe this effect, one needs to introduce dispersion significant on the timescale of the detector response. Direct detection of dispersion cancellation using single-photon counters and coincidence detection requires large dispersion on the ns scale, as was achieved in Refs. [15, 16]. A very recent experiment by O’Donnell [17], probes dispersion cancellation with femtosecond resolution using second-harmonic generation of photon pairs followed by photon counting of the up-converted beam as an ultrafast coincidence detector [18, 19]. (The short coincidence window originates from the speed of the non-linear process and persists even when the detector is orders of magnitude slower). The second-harmonic generation signal originates from simultaneously arriving photons, but by varying an optical delay, τ , one can measure temporal correlations with a time offset [19]. Unlike the prior experiments which follow Franson’s original proposal [4] by sending the photons to different detectors (as in Fig. 1(a)), O’Donnell’s experiment necessarily recombines the photons for the second-harmonic process (Fig 1(b)), i.e., it uses *local* detection. It has been argued that dispersion cancellation cannot be observed with only classical resources in the original, *non-local*, scenario [4, 14], albeit with a fair amount of recent discussion [20–23]; however, with local detection these arguments no longer apply.

One approach that has proven fruitful for developing classical analogues of quantum technologies [24–28] is that of time reversal [12, 29–31]. Under this transformation down-conversion, which is exclusively quantum mechanical, can be replaced by second-harmonic generation, which is a classical process. In the present work, we show that the same signal observed in O’Donnell’s experiment with entangled photons can, in fact, be observed in a completely classical experiment. Schematically, our setup is shown in Fig. 1(c) where it can be viewed as the time-reverse of Franson’s original proposal, Fig. 1(a). A pair of time-correlated short laser pulses are sent through two dispersive media. The resulting pulses undergo fast second-harmonic generation and photons of frequency $2\omega_0$ are detected using a standard single-photon counter.

Theory – In the literature, Franson dispersion cancellation has been considered for the case of perfect energy-

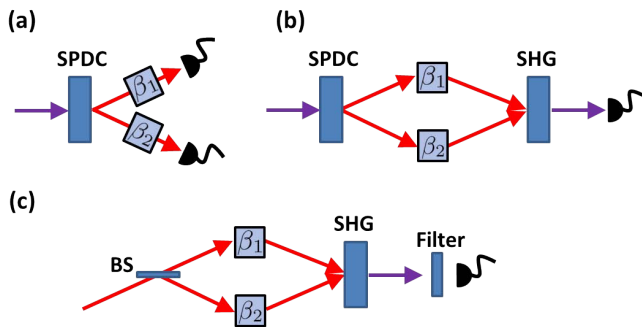


FIG. 1: (a) In Franson's proposal [4], a narrowband laser photon produces a pair of energy-time entangled photons via spontaneous parametric down-conversion (SPDC). Each photon passes through different media characterized by second-order dispersion coefficient, β . Fast photon counters register the photon pairs and allow to determine the average time *difference* in detection, $\langle \Delta\tau \rangle$. For perfectly energy-time entangled photons with $\beta_2 = -\beta_1$, the effect of the dispersions cancel, and the pairs exhibit no additional broadening. (b) In O'Donnell's experiment [17], the photon counters and coincidence detection are replaced by second-harmonic generation which allows to probe dispersion effects on the fs timescale. (c) In the present work, we use a pair of classical laser pulses instead of entangled photons. We use second-harmonic generation, as in (b), but add narrow spectral filtering before detection of the second harmonic light. The detected light has the same temporal characteristics of that in (b), including dispersion cancellation.

time entanglement. We first reanalyze this effect using a physically-motivated model with variable energy-time entanglement. We consider the two-mode state,

$$|\psi\rangle \sim \iint d\omega_1 d\omega_2 f(\omega_1, \omega_2) |\omega_1\rangle |\omega_2\rangle, \quad (2)$$

where we model the spectral function as in Ref. [8],

$$f(\omega_1, \omega_2) = e^{-\frac{(\omega_1 - \omega_0)^2}{2\sigma^2}} e^{-\frac{(\omega_2 - \omega_0)^2}{2\sigma^2}} e^{-\frac{(\omega_1 + \omega_2 - 2\omega_0)^2}{2\sigma_c^2}} \quad (3)$$

with the spectrum of each photon given by a Gaussian distribution centered at ω_0 with rms width σ . Here, σ_c describes the strength of the energy correlation between the modes – for down-conversion sources, this parameter is given by the pump bandwidth. If $\sigma_c \gg \sigma$, $f(\omega_1, \omega_2)$ factorizes and the state is separable while if $\sigma_c \rightarrow 0$ then the photons are perfectly energy anticorrelated and we obtain the perfect energy-time entangled state. Using the same approach as in [4], we calculate the probability of detecting one photon at time, t_1 , and another at time t_2 , using the correlation function,

$$P \propto \langle \hat{E}_1^-(x_1, t_1) \hat{E}_2^-(x_2, t_2) \hat{E}_1^+(x_1, t_1) \hat{E}_2^+(x_2, t_2) \rangle, \quad (4)$$

where the positive frequency electric field operator is $\hat{E}_i^+(x, t) = i \sum_{\omega} \left(\frac{\hbar\omega}{2\epsilon_0 V} \right)^{1/2} e^{i(kx - \omega t)} \hat{a}_i(\omega)$ and $\hat{E}_i^- = (\hat{E}_i^+)^\dagger$ [32]. As in Ref. [4] we assume that the bandwidth is small so we can remove $\sqrt{\omega}$ dependence from

the summation. We characterize the quadratic dispersion of each photon using the coefficient $\beta = \frac{1}{2} \frac{d^2 k}{d\omega^2} L$, where L is the length of the dispersive region, so that $\phi(\omega) = k(\omega)L = \beta(\omega - \omega_0)^2$. With this simplifying assumption and the condition considered in Ref. [4] that $\beta_2 = -\beta_1$, the coincidence probability is,

$$P(t_1, t_2) \propto \exp \left[-\frac{(t_1 - t_2)^2 \sigma^4 + (t_1^2 + t_2^2) \sigma^2 \sigma_c^2}{2\sigma^2 + \sigma_c^2 + 4\beta_1^2 \sigma^4 \sigma_c^2} \right]. \quad (5)$$

From this distribution we calculate the variance in the time difference of detections, $\Delta\tau_Q^2 = \Delta(t_1 - t_2)^2$,

$$\Delta\tau_Q^2 = \frac{1}{\sigma^2} \left(1 + \frac{4\beta_1^2 \sigma^4 \sigma_c^2}{2\sigma^2 + \sigma_c^2} \right). \quad (6)$$

This allows us to recover key results of Ref. [4] in different limits. In the limit of perfect energy-time entanglement, $\sigma_c \rightarrow 0$, we have perfect dispersion cancellation since $\Delta\tau_Q^2 = \frac{1}{\sigma^2}$ and the dispersion does not reduce the temporal correlation at all, clearly violating the inequality in Eq. 1. In the opposite limit where there is no energy-time entanglement, $\sigma_c \rightarrow \infty$, we have $\Delta\tau_Q^2 = \frac{1}{\sigma^2} (1 + 4\beta_1^2 \sigma^4)$, i.e., the photon temporal correlations are as susceptible to dispersion as classical pulses (cf. Ref. [4, Eq. 20]) and cannot violate Eq. 1.

Although infinitely narrow pump bandwidth SPDC, i.e. $\sigma_c \rightarrow 0$, is unphysical, it is experimentally straightforward to have a pump bandwidth orders of magnitude narrower than that of the photons, $\sigma_c \ll \sigma$. In this case,

$$\Delta\tau_Q^2 \approx \frac{1}{\sigma^2} (1 + 2\beta_1^2 \sigma^2 \sigma_c^2). \quad (7)$$

Comparing this to the completely separable case we see that the effective bandwidth σ is lowered approximately to the geometric average of the pump and photon bandwidth, $\sqrt{\sigma\sigma_c}$. Since this effective bandwidth is much smaller, the effect of dispersion on the temporal correlation is significantly reduced.

We now compare this quantum mechanical situation to the classical scenario shown in Fig. 1(c). We model a transform-limited classical pulse using its complex electric field amplitude,

$$E(\omega) \propto e^{-\frac{(\omega - \omega_0)^2}{2\sigma^2}}. \quad (8)$$

We approximate the SHG of a fast nonresonant three-wave mixing interaction as,

$$E_{SHG}(\omega) \propto \int E_1(\omega') E_2(\omega - \omega') d\omega', \quad (9)$$

which holds for a fast nonlinearity within a relatively narrow frequency band (the latter approximation is similar to removing the $\sqrt{\omega}$ outside the summation in the electric field operator). Including the effect of dispersion in both arms and a time delay, τ , on one of the pulses, the second-harmonic amplitude at frequency ω is,

$$E_{SHG}(\omega) \propto \int E_1(\omega') e^{i\beta_1(\omega' - \omega_0)^2} e^{-i\omega'\tau} E_2(\omega - \omega') e^{i\beta_2(\omega - \omega' - \omega_0)^2} d\omega'. \quad (10)$$

The intensity of the light is then measured at a single frequency using a monochromator with a finite frequency resolution, σ_s . We model the monochromator response using the resolution function $S(\omega) = e^{-\frac{(\omega-2\omega_0)}{2\sigma_s^2}}$, so that the detected signal is

$$I \propto \int S(\omega)I(\omega)d\omega. \quad (11)$$

We calculate the expected signal, under the condition $\beta_2 = -\beta_1$, as a function of the time delay, τ , to be

$$I(\tau) \propto \exp \left[-\frac{\sigma^2(\sigma^2 + \sigma_s^2)\tau^2}{2(\sigma^2 + \sigma_s^2 + 4\beta_1^2\sigma^4\sigma_s^2)} \right]. \quad (12)$$

From this expression we can compute the variance,

$$\Delta\tau_C^2 = \frac{1}{\sigma^2} \left(1 + \frac{4\beta_1^2\sigma^4\sigma_s^2}{\sigma^2 + \sigma_s^2} \right). \quad (13)$$

Our expressions for the variances of quantum and classical signals, Eqs. 6 and 13, are remarkably similar. Both signals show perfect dispersion cancellation in the limits of σ_c or $\sigma_s \rightarrow 0$. Thus the pump bandwidth in the quantum case plays the same role as spectrometer resolution in the classical case. These will, in practice, put constraints on the amount of dispersion cancellation possible. Assuming $\sigma_{c(s)} \ll \sigma$, then the condition $\beta\sigma_{c(s)}\sigma < 1$ is still required for significant dispersion cancellation.

Experiment—Our experimental setup is depicted in Fig. 2. Light from a pulsed titanium:sapphire laser (KMLabs Griffin-10, centre wavelength 807 nm), passes through a 4-F pulse shaping apparatus containing a spatial light modulator (SLM) (CRi 640 pixel, dual mask) [33]. The pulse shaper is used to recompress the pulses from the laser and also to apply the negative quadratic dispersion. After exiting the pulse shaper, the light is split into two paths using a 50/50 non-polarizing, low-dispersion beamsplitter. We can introduce positive dispersion into one of the arms using BK7 glass plates. The two beams are then redirected and focused together onto a 2-mm thick bismuth borate (BiBO) crystal cut for second-harmonic generation. The upconverted light, which had an average power of 30 mW when no additional dispersion was introduced, is filtered from the remaining fundamental, passed through a monochromator (at wavelength 404 nm) with 0.02 nm FWHM resolution, and its intensity measured by a photomultiplier tube (PMT). Using this monochromator resolution and the bandwidth of the laser, we expect that dispersion cancellation should persist for dispersion up to $\beta < 1/\sigma_{c(s)}\sigma \approx 7 \times 10^4 \text{ fs}^2$ according to the criterion derived in the previous section.

We first compensated quadratic and cubic dispersion using the pulse shaper to create a transform-limited laser pulse. Note that at this point there is no dispersion introduced in arm 1 of the interferometer. We recorded the second-harmonic intensity through our monochromator as a function of delay position, as shown in Fig. 3(a). The data show a sharply peaked signal with width 21.7 fs FWHM. This is in good agreement with the estimated

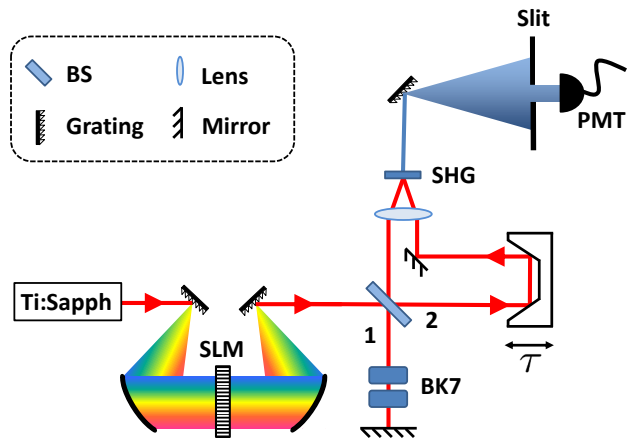


FIG. 2: Experimental setup. The pulsed laser light from the Ti:Sapph is sent through a 4-F pulse shaper consisting of two 1200 l/mm gratings, two curved mirrors and a 640 pixel spatial light modulator (SLM). Subsequently, the beams are separated into two arms by a 50/50 beamsplitter (BS). In our experiment, positive dispersion in the sample arm (mode 1) can be introduced using two pieces of BK7 glass (19.33 ± 0.03 mm each), while the reference arm features an adjustable path delay, τ . To observe dispersion cancellation, the beams are focused by a 75 mm achromatic lens onto a 2 mm BiBO nonlinear crystal and the upconverted light is spectrally filtered by a grating and a slit before detection by a PMT.

signal width of 20 fs for the measured FWHM bandwidth of our laser's electric field spectrum ($\Delta\lambda = 97$ nm). We measured the amount of positive dispersion introduced by two identical pieces of BK7 glass, totalling 38.65 ± 0.06 mm thickness, by inserting it in the path before the beamsplitter, and applying negative quadratic dispersion with the SLM until we achieved the same width in our SHG signal as in Fig. 3(a). The dispersion of the glass was thus measured to be $\beta = 850 \text{ fs}^2$ in good agreement with the theoretical value of $\beta = 851 \pm 1 \text{ fs}^2$, calculated from Sellmeier coefficients.

Using the transform-limited pulses, we inserted one piece of glass into the arm 1 of the interferometer. The light in that arm makes two passes through the glass and thus experiences 850 fs^2 of dispersion. The second-harmonic intensity as a function of delay is shown in Fig. 3(b), where the signal is significantly broadened to 172.7 fs. Next, we used the SLM to apply -850 fs^2 of dispersion, which compensates the glass in arm 1, but leaves the beam in arm 2 with negative dispersion. The second-harmonic signal in this case is shown in Fig. 3(c) and shows a similar level of broadening to 176.4 fs. As expected here, and in agreement with the quantum theory and experiment [4, 17], dispersion in either arm leads to broadening of the temporal correlation.

Finally, leaving the SLM applying -850 fs^2 we added a second piece of glass to arm 1, so that the cumulative effect of the SLM and two pieces of glass resulted in $+850 \text{ fs}^2$ of net dispersion for that arm, while the beam in

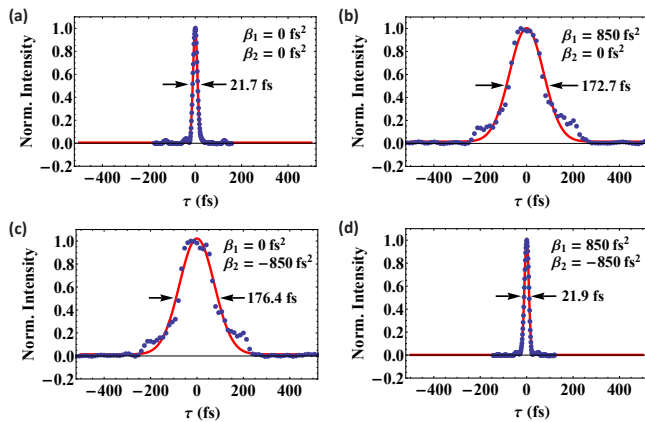


FIG. 3: Experimental data. The normalized intensity of the upconverted light is shown as a function of the temporal delay, $\Delta\tau$. (a) shows the dispersion-free case with a nearly Fourier-limited signal width (21.7fs). This is in stark contrast to the cases where dispersion of (b) $\beta = 850 \text{ fs}^2$ is added to arm 1 or (c) $\beta = -850 \text{ fs}^2$ is added to arm 2, where the signals broaden significantly to 172.7 fs and 176.4 fs, respectively. However, adding positive dispersion of $\beta = 850 \text{ fs}^2$ to arm 1 and negative dispersion $\beta = -850 \text{ fs}^2$ to arm 2 yields the signal shown in (d) with a measured width of 21.9 fs. In this last case, we show the dispersion is cancelled in direct analogy with the quantum effect.

arm 2 remained at -850 fs^2 . The second-harmonic data for this case is shown in Fig. 3(d). The measured width is 21.9 fs^2 , unchanged from the zero dispersion case. This is our classical analogue to dispersion cancellation with local detection. Our measured signal of $750 \mu\text{W}$ corresponds to a photon flux of $6 \times 10^{16} \text{ s}^{-1}$, an 10^{13} increase over the signal reported in Ref. [17].

Conclusion – Franson dispersion cancellation reveals a curious robustness of temporal correlations in energy-time entanglement. However, once local detection is introduced, it is straightforward to observe dispersion cancellation in a classical experiment, with signals 13 orders of magnitude higher than in a recent state of the art quantum experiment [17]. It is interesting to consider whether applications in interferometry or clock synchronization could make use of the effect with the local detection constraint, as their performance would dramatically improve from the increase in signal alone. Regardless, our understanding of both theories is improved by exploring the limits of classical physics to emulate quantum mechanical effects.

Acknowledgements – We thank K. Shalm and R. Kaltenbaek for valuable discussions and are grateful for financial support from Ontario Ministry of Research and Innovation ERA, QuantumWorks, NSERC, OCE, Industry Canada and CFI. R.P. acknowledges support by MRI and the Austrian Science Fund (FWF).

[†] Electronic address: kresch@iqc.ca

- [1] J.C. Diels and W. Rudolph, *Ultrashort laser pulse phenomena: Fundamentals, techniques, and applications on the femtosecond timescale, 2nd ed.* (Academic Press, Burlington, USA 2006).
- [2] V. Giovannetti, S. Lloyd, L. Maccone, and F.N.C. Wong, Phys. Rev. Lett. **87**, 117902 (2001).
- [3] A.M. Steinberg, P.G. Kwiat, and R.Y. Chiao, Phys. Rev. Lett. **68**, 2421 (1992).
- [4] J.D. Franson, Phys. Rev. A **45**, 3126 (1992).
- [5] C. K. Hong, Z. Y. Ou, and L. Mandel, Phys. Rev. Lett **59**, 2044 (1987).
- [6] A.M. Steinberg, P.G. Kwiat, and R.Y. Chiao, Phys. Rev. A **45**, 6659 (1992).
- [7] Even-order dispersion cancellation in the Hong-Ou-Mandel interferometer is ideal only when the energy-time entanglement is perfect. Once finite correlations are considered, the degree of cancellation is limited. However, with reasonable experimental parameters the impact on the interferometer signal under considerable amounts of dispersion can be dramatically reduced [8].
- [8] K.J. Resch, R. Kaltenbaek, J. Lavoie, and D.N. Biggerstaff, Proc. SPIE 7465, 74650N (2009).
- [9] B.I. Erkmen and J.H. Shapiro, Phys. Rev. A **74**, 041601 (2006).
- [10] K. Banaszek, A.S. Radunsky, and I.A. Walmsley, Opt. Commun. **269**, 152155 (2007).
- [11] K.J. Resch, P. Puvanathan, J.S. Lundeen, M.W. Mitchell, and K. Bizheva, Optics Express **15**, 8797 (2007).
- [12] R. Kaltenbaek, J. Lavoie, D.N. Biggerstaff, and K.J. Resch, Nat. Phys. **4**, 864 (2008).
- [13] J. Le Gouët, D.Venkatraman, F.N.C. Wong, and J.H. Shapiro, Opt. Lett. **35**, 1001 (2010).
- [14] T. Wasak, P. Szańkowski, W. Wasilewski, and K. Banaszek, Phys. Rev. A **82**, 052120 (2010).
- [15] J. Brendel, H. Zbinden, and N. Gisin, Optics Communications **151**, 35 (1998).
- [16] S.-Y. Baek, Y.-W.Cho, and Y.-H. Kim, Opt. Express **17**, 19241 (2009).
- [17] K.A. O'Donnell, Phys. Rev. Lett **106**, 063601 (2011).
- [18] B. Dayan, A. Pe'er, A.A. Friesem, and Y. Silberberg, Phys. Rev. Lett. **94**, 043602 (2005).
- [19] K.A. O'Donnell, A.B. U'Ren, Phys. Rev. Lett. **103**, 123602 (2009).
- [20] V. Torres-Company, H. Lajunen, and A.T. Friberg, New J. Phys. **11**, 063041 (2009).
- [21] J.D. Franson, Phys. Rev. A **80**, 032119 (2009).
- [22] J.H. Shapiro, Phys. Rev. A **81**, 023824 (2010).
- [23] J.D. Franson, Phys. Rev. A **81**, 023825 (2010).
- [24] R.S. Bennink, S.J. Bentley, and R.W. Boyd, Phys. Rev. Lett. **89**, 113601 (2002).
- [25] F. Ferri et al., Phys. Rev. Lett. **94**, 183602 (2005).
- [26] P.R. Hemmer, A. Muthukrishnan, M.O. Scully, and M.S. Zubairy, Phys. Rev. Lett. **96**, 163603 (2006).
- [27] S. Bentley and R. Boyd, Opt. Express **12**, 5735 (2004).
- [28] V. Torres-Company, A. Valencia, M. Hendrych, and J. P. Torres, Phys. Rev. A **83**, 023824 (2011).
- [29] K.J. Resch, et al. Phys. Rev. Lett. **98**, 223601 (2007).
- [30] R. Kaltenbaek, J. Lavoie, and K.J. Resch, Phys. Rev. Lett. **102**, 243601 (2009).
- [31] J. Lavoie, R. Kaltenbaek, and K.J. Resch, Opt. Express **17**, 3818 (2009).
- [32] R. Loudon, *The quantum theory of light, 2nd ed.* (Oxford University Press, Oxford, UK 1983)
- [33] A.M. Weiner, Rev. Sci. Inst. **71**, 1929 (2000)

* Electronic address: robert.prevedel@iqc.ca