

Dealing with the Inventory Risk

A solution to the market making problem

Olivier Guéant · Charles-Albert Lehalle ·
Joaquin Fernandez-Tapia

This draft: March 2012

Abstract Market makers continuously set bid and ask quotes for the stocks they have under consideration. Hence they face a complex optimization problem in which their return, based on the bid-ask spread they quote and the frequency they indeed provide liquidity, is challenged by the price risk they bear due to their inventory. In this paper, we consider a stochastic control problem similar to the one introduced by Ho and Stoll [14] and formalized mathematically by Avellaneda and Stoikov [3]. The market is modeled using a reference price S_t following a Brownian motion with standard deviation σ , arrival rates of buy or sell liquidity-consuming orders depend on the distance to the reference price S_t and a market maker maximizes the expected utility of its P&L over a short time horizon. We show that the Hamilton-Jacobi-Bellman equations can be transformed into a system of linear ordinary differential equations and we solve the market making problem under inventory constraints. We also provide a spectral characterization of the asymptotic behavior of the optimal quotes and propose closed-form approximations.

This research has been conducted within the Research Initiative “Market Microstructure” under the aegis of the Europlace Institute of Finance.

Olivier Guéant
Université Paris-Diderot, UFR de Mathématiques, Laboratoire Jacques-Louis Lions. 175,
rue du Chevaleret, 75013 Paris, France.
E-mail: olivier.gueant@ann.jussieu.fr

Charles-Albert Lehalle
Head of Quantitative Research, Crédit Agricole Cheuvreux. 9, Quai du Président Paul
Doumer, 92400 Courbevoie, France.
E-mail: clehalle@cheuvreux.com

Joaquin Fernandez-Tapia
Université Pierre et Marie Curie, LPMA. 4 place Jussieu, 75005 Paris, France.

Keywords Stochastic optimal control · High-frequency Market Making · Avellaneda-Stoikov problem

1 Introduction

From a quantitative viewpoint, market microstructure is a sequence of auction games between market participants. It implements the balance between supply and demand, forming an equilibrium traded price to be used as reference for valuation. The rule of each auction game (fixing auction, continuous auction, ...) is fixed by the firm operating each trading venue. Nevertheless, most of all trading mechanisms on electronic markets rely on market participants sending orders to a “queuing system” where their open interests are consolidated as “liquidity provision” or form transactions [1]. The efficiency of such a process relies on an adequate timing between buyers and sellers, to avoid too many non-informative oscillations of the transaction price (for more details and modeling, see for example [17]).

In practice, it is possible to provide liquidity to an impatient buyer (respectively seller) and maintain an inventory until the arrival of the next impatient seller (respectively buyer). Market participants focused on this kind of liquidity-providing activity are called “market makers”. On one hand they are buying at the bid price and selling at the ask price they choose, making money out of this “bid-ask spread”. On the other hand, their inventory is exposed to price fluctuations mainly driven by the volatility of the market (see [2,5,8,9,15,21]).

The recent evolution of both technology and market regulation reshaped the nature of the interactions between market participants during continuous electronic auctions, one consequence being the emergence of “high-frequency market makers” who are said to be part of 70% of the electronic trades in the US (40% in the EU and 35% in Japan) and have a massively passive (*i.e.* liquidity providing) behavior – a typical balance between passive and aggressive orders for such market participants being around 80% of passive interactions (see [19]).

From a mathematical modeling point of view, the market making problem corresponds to the choice of optimal quotes (*i.e.* the bid and ask prices) that such agents provide to other market participants, taking into account their inventory limits and their risk constraints often represented by a utility function (see [7,13,16,18,20,22]).

Avellaneda and Stoikov proposed, in a widely cited paper [3], an innovative framework for “market making in an order book”. In their approach, rooted to an old paper by Ho and Stoll [14], the market is modeled using a reference price or *fair price* S_t following a Brownian motion with standard deviation σ , and

the arrival of a buy or sell liquidity-consuming order at a distance δ from the reference price S_t is described by a point process with intensity $A \exp(-k\delta)$, A and k being two positive constants which characterize statistically the liquidity of the stock under scrutiny.

We consider the same model as in [3] – adding inventory limits – and we show, using a new change of variables, that the Hamilton-Jacobi-Bellman equations associated to the problem boil down to a system of linear ordinary differential equations. This new change of variables (i) simplifies the computation of a solution since numerical resolution of partial differential equations is now unnecessary, and (ii) allows to study the asymptotic behavior of the optimal quotes. In addition to these two contributions, we use results from spectral analysis to provide an approximation of the optimal quotes in closed-form. Finally, we provide in the case of our model with inventory limits a verification theorem that was absent from the original paper (the admissibility of the quotes obtained in the original Avellaneda-Stoikov model appears in fact to be an open problem!).

Since Avellaneda and Stoikov seminal paper, other authors have considered market making models related to ours. First Guilbaud and Pham [12] considered a model with both market orders and limit orders (either at the best price or improving it) and provide a characterization of the optimal trading strategy using in general a system of quasi-variational inequalities and in some particular cases a system of integro-differential equations. Then Cartea, Jaimungal and Ricci [6] recently built a model for the limit order book using self-exciting processes and computed the optimal market making trading strategy in their model. Our model, following the Avellaneda-Stoikov framework, is more parsimonious and does not model the limit order book itself: it is rather a probabilistic model of liquidity.

It is also noteworthy that the model we use to find the quotes a market maker should optimally send to the market has been used in a totally different domain of algorithmic trading: optimal execution. Bayraktar and Ludkovski [4] and Guéant, Lehalle, Fernandez-Tapia [10] used indeed a similar model to optimally liquidate a portfolio.

This paper starts in section 2 with the description of the model. Section 3 is dedicated to the introduction of our change of variables and solves the control problem in the presence of inventory limits. Section 4 focuses on the asymptotic behavior of the optimal quotes and characterizes the asymptotic value using an eigenvalue problem that allows to propose a rather good approximation in closed-form. Section 5 generalizes the model with the introduction of a drift in the price dynamics. Section 6 carries out the comparative statics. Section 7 provides an application of the model to real data. Adaptations of our results are in use at Crédit Agricole Cheuvreux.

2 Setup of the model

Let us fix a probability space $(\Omega, \mathcal{F}, \mathbb{P})$ equipped with a filtration $(\mathcal{F}_t)_{t \geq 0}$ satisfying the usual conditions. We assume that all random variables and stochastic processes are defined on $(\Omega, \mathcal{F}, (\mathcal{F}_t)_{t \geq 0}, \mathbb{P})$.

We consider a high-frequency market maker operating on a single stock¹. We suppose that the mid-price of this stock or more generally a reference price² of the stock moves as an arithmetic Brownian motion³:

$$dS_t = \sigma dW_t$$

The market maker under consideration will continuously propose bid and ask prices – hereafter called quotes – denoted respectively S_t^b and S_t^a and will hence buy and sell shares according to the rate of arrival of market orders at the quoted prices. His inventory q , that is the (signed) quantity of shares he holds, is given by

$$q_t = N_t^b - N_t^a$$

where N^b and N^a are the point processes (independent of $(W_t)_t$) giving the number of shares the market maker respectively bought and sold (we assume that transactions are of constant size, scaled⁴ to 1). Arrival rates obviously depend on the prices S_t^b and S_t^a quoted by the market maker and we assume, in accordance with the model proposed by Avellaneda and Stoikov [3], that intensities λ^b and λ^a associated respectively to N^b and N^a depend on the difference between the quoted prices and the reference price (*i.e.* $\delta_t^b = S_t - S_t^b$ and $\delta_t^a = S_t^a - S_t$) and are of the following form⁵:

$$\lambda^b(\delta^b) = A e^{-k\delta^b} = A \exp(-k(s - s^b)) \quad \lambda^a(\delta^a) = A e^{-k\delta^a} = A \exp(-k(s^a - s))$$

where A and k are positive constants that characterize the liquidity of the stock. In particular, this specification means – for positive δ^b and δ^a – that the closer to the reference price an order is posted, the faster it will be executed.

As a consequence of his trades, the market maker has an amount of cash whose dynamics is given by:

$$dX_t = (S_t + \delta_t^a) dN_t^a - (S_t - \delta_t^b) dN_t^b$$

¹ We suppose that this high-frequency market maker does not “make” the price in the sense that he has no market power. In other words, we assume that the size of his orders is small enough to consider price dynamics exogenous. Small high-frequency proprietary trader operating on both sides would be another way to describe our agent.

² This reference price for the stock can be thought of as a smoothed mid-price for instance.

³ Since we will only consider short horizon problems, this assumption is almost equivalent to the usual Black-Scholes one.

⁴ The only important hypothesis is the constant size of orders since we can easily replace 1 by any positive Δ .

⁵ Some authors also used a linear form for the intensity functions – see [14] for instance.

To this original setting introduced by Avellaneda and Stoikov (itself following partially Ho and Stoll [14]), we add a bound Q to the inventory that a market maker is authorized to have. In other words, we assume that a market maker with inventory Q ($Q > 0$ depending in practice on risk limits) will never set a bid quote and symmetrically that a market maker with inventory $-Q$, that is a short position of Q shares in the stock under consideration, will never set an ask quote. This realistic restriction may be read as a risk limit and allows to solve rigorously the problem.

Now, coming to the objective function, the market maker has a time horizon T and his goal is to optimize the expected utility of his P&L at time T . In line with [3], we will focus on CARA utility functions and we suppose that the market maker optimizes:

$$\sup_{(\delta_t^a)_t, (\delta_t^b)_t \in \mathcal{A}} \mathbb{E}[-\exp(-\gamma(X_T + q_T S_T))]$$

where \mathcal{A} is the set of predictable processes bounded from below, γ is the absolute risk aversion characterizing the market maker, X_T is the amount of cash at time T and $q_T S_T$ is the evaluation of the (signed) remaining quantity of shares in the inventory at time T (liquidation at the reference price S_T ⁶).

3 Characterization of the optimal quotes

The optimization problem set up in the preceding section can be solved using the classical tools of stochastic optimal control. The first step of our reasoning is therefore to introduce the Hamilton-Jacobi-Bellman (HJB) equation associated to the problem. More exactly, we introduce a system of Hamilton-Jacobi-Bellman partial differential equations which consists of the following equations indexed by $q \in \{-Q, \dots, Q\}$ for $(t, s, x) \in [0, T] \times \mathbb{R}^2$:

For $|q| \leq Q$:

$$\begin{aligned} & \partial_t u(t, x, q, s) + \frac{1}{2} \sigma^2 \partial_{ss}^2 u(t, x, q, s) \\ & + \sup_{\delta^b} \lambda^b(\delta^b) [u(t, x - s + \delta^b, q + 1, s) - u(t, x, q, s)] \\ & + \sup_{\delta^a} \lambda^a(\delta^a) [u(t, x + s + \delta^a, q - 1, s) - u(t, x, q, s)] = 0 \end{aligned}$$

For $q = Q$:

$$\partial_t u(t, x, Q, s) + \frac{1}{2} \sigma^2 \partial_{ss}^2 u(t, x, Q, s)$$

⁶ Our results would be *mutatis mutandis* the same if we added a penalization term $-b(|q_T|)$ for the shares remaining at time T . The rationale underlying this point is that price risk prevents the trader from having important exposure to the stock. Hence, q_t should naturally mean-revert around 0.

$$+ \sup_{\delta^a} \lambda^a(\delta^a) [u(t, x + s + \delta^a, Q - 1, s) - u(t, x, Q, s)] = 0$$

For $q = -Q$:

$$\begin{aligned} & \partial_t u(t, x, -Q, s) + \frac{1}{2} \sigma^2 \partial_{s_s}^2 u(t, x, -Q, s) \\ & + \sup_{\delta^b} \lambda^b(\delta^b) [u(t, x - s + \delta^b, -Q + 1, s) - u(t, x, -Q, s)] = 0 \end{aligned}$$

with the final condition:

$$\forall q \in \{-Q, \dots, Q\}, \quad u(T, x, q, s) = -\exp(-\gamma(x + qs))$$

To solve these equations we will use a change of variables based on two different ideas. First, the choice of a CARA utility function allows to factor out the Mark-to-Market value of the portfolio ($x + qs$). Then, the exponential decay for the intensity functions λ^b and λ^a allows to reduce the Hamilton-Jacobi-Bellman (HJB) equations associated to our control problem to a linear system of ordinary differential equations:

Proposition 1 (Change of variables for (HJB)) *Let us consider a family $(v_q)_{|q| \leq Q}$ of positive functions solution of:*

$$\begin{aligned} \forall q \in \{-Q + 1, \dots, Q - 1\}, \quad \dot{v}_q(t) &= \alpha q^2 v_q(t) - \eta (v_{q-1}(t) + v_{q+1}(t)) \\ \dot{v}_Q(t) &= \alpha Q^2 v_Q(t) - \eta v_{Q-1}(t) \\ \dot{v}_{-Q}(t) &= \alpha Q^2 v_{-Q}(t) - \eta v_{-Q+1}(t) \end{aligned}$$

with $\forall q \in \{-Q, \dots, Q\}, v_q(T) = 1$, where $\alpha = \frac{k}{2} \gamma \sigma^2$ and $\eta = A(1 + \frac{\gamma}{k})^{-(1 + \frac{k}{\gamma})}$. Then, $u(t, x, q, s) = -\exp(-\gamma(x + qs)) v_q(t)^{-\frac{\gamma}{k}}$ is solution of (HJB).

Then, the following proposition proves that there exists such a family of positive functions:

Proposition 2 (Resolution of the ordinary differential equations) *Let us introduce the matrix M defined by:*

$$M = \begin{pmatrix} \alpha Q^2 & -\eta & 0 & \dots & \dots & \dots & 0 \\ -\eta & \alpha(Q-1)^2 & -\eta & 0 & \ddots & \ddots & \vdots \\ 0 & \ddots & \ddots & \ddots & \ddots & \ddots & \vdots \\ \vdots & \ddots & \ddots & \ddots & \ddots & \ddots & \vdots \\ \vdots & \ddots & \ddots & \ddots & \ddots & \ddots & 0 \\ \vdots & \ddots & \ddots & 0 & -\eta & \alpha(Q-1)^2 & -\eta \\ 0 & \dots & \dots & \dots & 0 & -\eta & \alpha Q^2 \end{pmatrix}$$

where $\alpha = \frac{k}{2}\gamma\sigma^2$ and $\eta = A(1 + \frac{\gamma}{k})^{-(1+\frac{k}{\gamma})}$.

Let us define

$$\begin{aligned} v(t) &= (v_{-Q}(t), v_{-Q+1}(t), \dots, v_0(t), \dots, v_{Q-1}(t), v_Q(t))' \\ &= \exp(-M(T-t)) \times (1, \dots, 1)' \end{aligned}$$

Then, $(v_q)_{|q|\leq Q}$ is a family of positive functions solution of the equations of Proposition 1.

Using the above change of variables and a verification approach, we are now able to solve the stochastic control problem, that is to find the value function of the problem and the optimal quotes:

Theorem 1 (Resolution of the control problem) *Let consider $(v_q)_{|q|\leq Q}$ as in Proposition 2.*

Then $u(t, x, q, s) = -\exp(-\gamma(x + qs))v_q(t)^{-\frac{\gamma}{k}}$ is the value function of the control problem.

Moreover, the optimal quotes are given by:

$$s - s^{b*}(t, q, s) = \delta^{b*}(t, q) = \frac{1}{k} \ln \left(\frac{v_q(t)}{v_{q+1}(t)} \right) + \frac{1}{\gamma} \ln \left(1 + \frac{\gamma}{k} \right), \quad q \neq Q$$

$$s^{a*}(t, q, s) - s = \delta^{a*}(t, q) = \frac{1}{k} \ln \left(\frac{v_q(t)}{v_{q-1}(t)} \right) + \frac{1}{\gamma} \ln \left(1 + \frac{\gamma}{k} \right), \quad q \neq -Q$$

and the resulting bid-ask spread quoted by the market maker is given by:

$$\psi^*(t, q) = -\frac{1}{k} \ln \left(\frac{v_{q+1}(t)v_{q-1}(t)}{v_q(t)^2} \right) + \frac{2}{\gamma} \ln \left(1 + \frac{\gamma}{k} \right), \quad |q| \neq Q$$

4 Asymptotic behavior and approximation of the optimal quotes

To exemplify our findings and in order to motivate the asymptotic approximations we shall provide, we plotted on Figure 1 and Figure 2 the behavior with time and inventory of the optimal quotes. The resulting bid-ask spread quoted by the market maker is plotted on Figure 3.

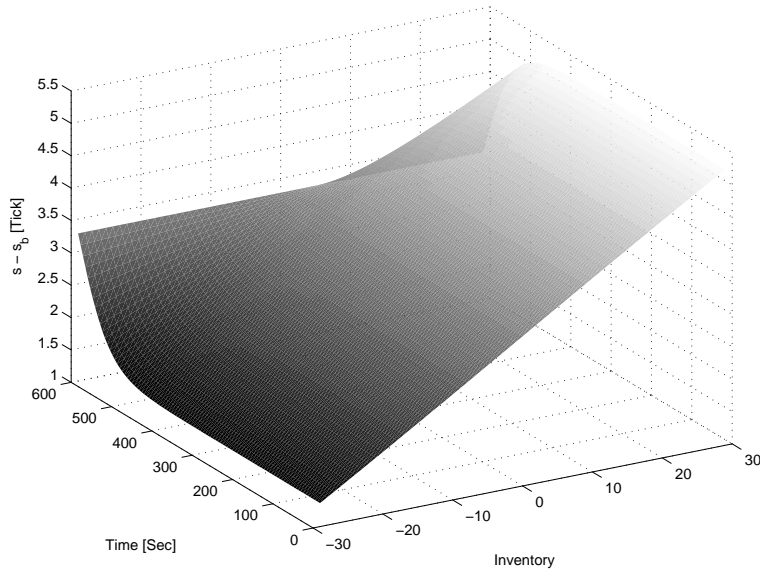


Fig. 1 Behavior of the optimal bid quotes with time and inventory. $\sigma = 0.3 \text{ Tick} \cdot \text{s}^{-1/2}$, $A = 0.9 \text{ s}^{-1}$, $k = 0.3 \text{ Tick}^{-1}$, $\gamma = 0.01 \text{ Tick}^{-1}$, $T = 600 \text{ s}$.

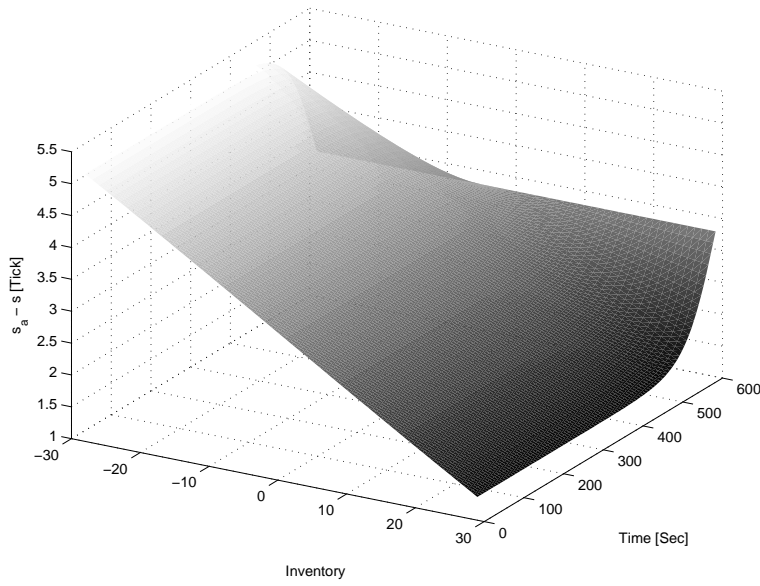


Fig. 2 Behavior of the optimal ask quotes with time and inventory. $\sigma = 0.3 \text{ Tick} \cdot \text{s}^{-1/2}$, $A = 0.9 \text{ s}^{-1}$, $k = 0.3 \text{ Tick}^{-1}$, $\gamma = 0.01 \text{ Tick}^{-1}$, $T = 600 \text{ s}$.

We clearly see that the optimal quotes are almost independent of t , as soon as t is far from the terminal time T . This observation justifies the study of the

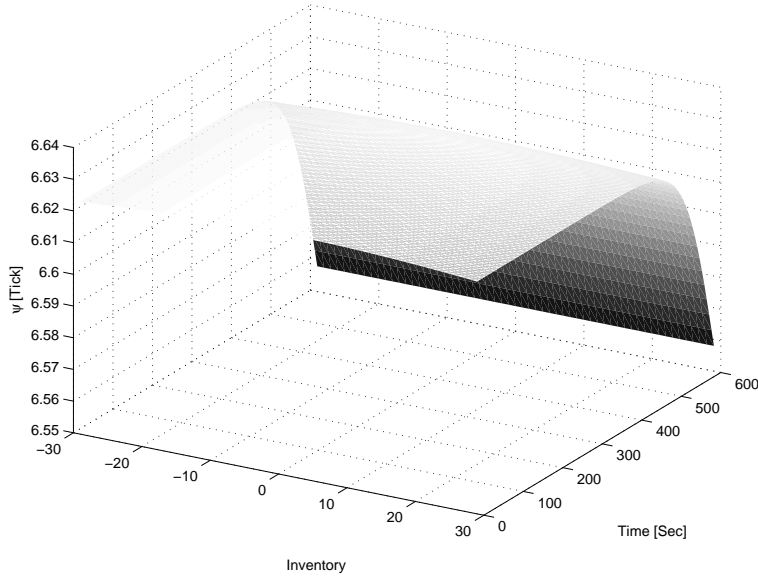


Fig. 3 Behavior of the resulting bid-ask spread with time and inventory. $\sigma = 0.3 \text{ Tick} \cdot \text{s}^{-1/2}$, $A = 0.9 \text{ s}^{-1}$, $k = 0.3 \text{ Tick}^{-1}$, $\gamma = 0.01 \text{ Tick}^{-1}$, $T = 600 \text{ s}$.

asymptotic behavior of the quotes.

Theorem 2 (Asymptotics for the optimal quotes) *The optimal quotes have asymptotic limits*

$$\begin{aligned} \lim_{T \rightarrow \infty} \delta^{b*}(0, q) &= \delta_{\infty}^{b*}(q) \\ \lim_{T \rightarrow \infty} \delta^{a*}(0, q) &= \delta_{\infty}^{a*}(q) \end{aligned}$$

that can be expressed as:

$$\delta_{\infty}^{b*}(q) = \frac{1}{\gamma} \ln \left(1 + \frac{\gamma}{k} \right) + \frac{1}{k} \ln \left(\frac{f_q^0}{f_{q+1}^0} \right) \quad \delta_{\infty}^{a*}(q) = \frac{1}{\gamma} \ln \left(1 + \frac{\gamma}{k} \right) + \frac{1}{k} \ln \left(\frac{f_q^0}{f_{q-1}^0} \right)$$

where $f^0 \in \mathbb{R}^{2Q+1}$ is an eigenvector corresponding to the smallest eigenvalue of the matrix M introduced in Proposition 2 and characterized (up to a multiplicative constant) by:

$$f^0 \in \underset{f \in \mathbb{R}^{2Q+1}, \|f\|_2=1}{\operatorname{argmin}} \sum_{q=-Q}^Q \alpha q^2 f_q^2 + \eta \sum_{q=-Q}^{Q-1} (f_{q+1} - f_q)^2 + \eta f_Q^2 + \eta f_{-Q}^2$$

The resulting bid-ask spread quoted by the market maker is asymptotically:

$$\psi_{\infty}^*(q) = -\frac{1}{k} \ln \left(\frac{f_{q+1}^0 f_{q-1}^0}{f_q^0{}^2} \right) + \frac{2}{\gamma} \ln \left(1 + \frac{\gamma}{k} \right)$$

The above result, along with the example of Figure 1, Figure 2 and Figure 3, incites to approximate the optimal quotes and the resulting bid-ask spread by their asymptotic value. These asymptotic values depend on f^0 and we shall provide a closed-form approximation for f^0 .

The above characterization of f^0 corresponds to an eigenvalue problem in \mathbb{R}^{2Q+1} and we propose to replace it by a similar eigenvalue problem in $L^2(\mathbb{R})$ for which a closed-form solution can be computed. More precisely we replace the criterion

$$f^0 \in \operatorname{argmin}_{f \in \mathbb{R}^{2Q+1}, \|f\|_2=1} \sum_{q=-Q}^Q \alpha q^2 f_q^2 + \eta \sum_{q=-Q}^{Q-1} (f_{q+1} - f_q)^2 + \eta f_Q^2 + \eta f_{-Q}^2$$

by the following criterion for $\tilde{f}^0 \in L^2(\mathbb{R})$:

$$\tilde{f}^0 \in \operatorname{argmin}_{\|\tilde{f}\|_{L^2(\mathbb{R})}=1} \int_{-\infty}^{\infty} \left(\alpha x^2 \tilde{f}(x)^2 + \eta \tilde{f}'(x)^2 \right) dx$$

The introduction of this new criterion is rooted to the following proposition that states (up to its sign) the expression for \tilde{f}^0 in closed form:

Proposition 3 *Let us consider*

$$\tilde{f}^0 \in \operatorname{argmin}_{\|\tilde{f}\|_{L^2(\mathbb{R})}=1} \int_{\mathbb{R}} \left(\alpha x^2 \tilde{f}(x)^2 + \eta \tilde{f}'(x)^2 \right) dx$$

Then:

$$\tilde{f}^0(x) = \pm \frac{1}{\pi^{\frac{1}{4}}} \left(\frac{\alpha}{\eta} \right)^{\frac{1}{8}} \exp \left(-\frac{1}{2} \sqrt{\frac{\alpha}{\eta}} x^2 \right)$$

From the above proposition, we expect f_q^0 to behave, up to a multiplicative constant, as $\exp \left(-\frac{1}{2} \sqrt{\frac{\alpha}{\eta}} q^2 \right)$. This heuristic viewpoint induces an approximation of the optimal quotes and the resulting optimal bid-ask-spread:

$$\begin{aligned} \delta_{\infty}^{b*}(q) &\simeq \frac{1}{\gamma} \ln \left(1 + \frac{\gamma}{k} \right) + \frac{1}{2k} \sqrt{\frac{\alpha}{\eta}} (2q+1) \\ &\simeq \frac{1}{\gamma} \ln \left(1 + \frac{\gamma}{k} \right) + \frac{2q+1}{2} \sqrt{\frac{\sigma^2 \gamma}{2kA}} \left(1 + \frac{\gamma}{k} \right)^{1+\frac{k}{\gamma}} \\ \delta_{\infty}^{a*}(q) &\simeq \frac{1}{\gamma} \ln \left(1 + \frac{\gamma}{k} \right) - \frac{1}{2k} \sqrt{\frac{\alpha}{\eta}} (2q-1) \\ &\simeq \frac{1}{\gamma} \ln \left(1 + \frac{\gamma}{k} \right) - \frac{2q-1}{2} \sqrt{\frac{\sigma^2 \gamma}{2kA}} \left(1 + \frac{\gamma}{k} \right)^{1+\frac{k}{\gamma}} \end{aligned}$$

$$\psi_{\infty}^*(q) \simeq \frac{2}{\gamma} \ln \left(1 + \frac{\gamma}{k} \right) + \sqrt{\frac{\sigma^2 \gamma}{2kA} \left(1 + \frac{\gamma}{k} \right)^{1 + \frac{k}{\gamma}}}$$

We exhibit below on Figure 4 and Figure 5 the values of the optimal quotes, along with their associated approximations. Empirically, these approximations for the quotes are satisfactory in most cases and are always very good for small values of the inventory q . In fact, even though f^0 appears to be well approximated by the gaussian approximation, we cannot expect a very good fit for the quotes when q is large because we are approximating expressions that depend on ratios of the form $\frac{f_q^0}{f_{q+1}^0}$ or $\frac{f_q^0}{f_{q-1}^0}$.

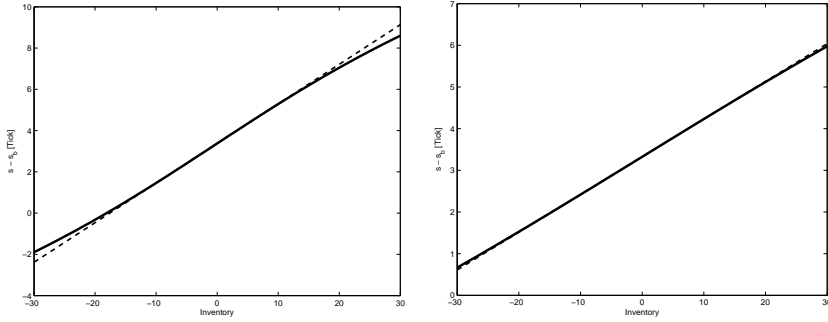


Fig. 4 Asymptotic behavior of optimal bid quote (bold line). Approximation (dotted line). Left: $\sigma = 0.4 \text{ Tick} \cdot \text{s}^{-1/2}$, $A = 0.9 \text{ s}^{-1}$, $k = 0.3 \text{ Tick}^{-1}$, $\gamma = 0.01 \text{ Tick}^{-1}$, $T = 600 \text{ s}$. Right: $\sigma = 1.0 \text{ Tick} \cdot \text{s}^{-1/2}$, $A = 0.2 \text{ s}^{-1}$, $k = 0.3 \text{ Tick}^{-1}$, $\gamma = 0.01 \text{ Tick}^{-1}$, $T = 600 \text{ s}$.

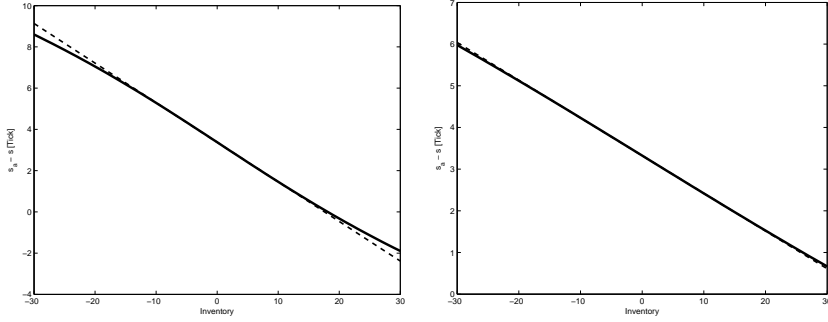


Fig. 5 Asymptotic behavior of optimal ask quote (bold line). Approximation (dotted line). Left: $\sigma = 0.4 \text{ Tick} \cdot \text{s}^{-1/2}$, $A = 0.9 \text{ s}^{-1}$, $k = 0.3 \text{ Tick}^{-1}$, $\gamma = 0.01 \text{ Tick}^{-1}$, $T = 600 \text{ s}$. Right: $\sigma = 1.0 \text{ Tick} \cdot \text{s}^{-1/2}$, $A = 0.2 \text{ s}^{-1}$, $k = 0.3 \text{ Tick}^{-1}$, $\gamma = 0.01 \text{ Tick}^{-1}$, $T = 600 \text{ s}$.

5 Generalization to the case of a trend in the price dynamics

So far, the reference price was supposed to be a Brownian motion. In what follows we extend the model to the case of a trend in the price dynamics:

$$dS_t = \mu dt + \sigma dW_t$$

In that case we have the following proposition (the proof is not repeated):

Proposition 4 (Resolution with drift) *Let us consider a family of functions $(v_q)_{|q| \leq Q}$ solution of the linear system of ODEs that follows:*

$$\forall q \in \{-Q+1, \dots, Q-1\}, \dot{v}_q(t) = (\alpha q^2 - \beta q)v_q(t) - \eta(v_{q-1}(t) + v_{q+1}(t))$$

$$\dot{v}_Q(t) = (\alpha Q^2 - \beta Q)v_Q(t) - \eta v_{Q-1}(t)$$

$$\dot{v}_{-Q}(t) = (\alpha Q^2 + \beta Q)v_{-Q}(t) - \eta v_{-Q+1}(t)$$

with $\forall q \in \{-Q, \dots, Q\}, v_q(T) = 1$, where $\alpha = \frac{k}{2}\gamma\sigma^2$, $\beta = k\mu$ and $\eta = A(1 + \frac{\gamma}{k})^{-(1+\frac{k}{\gamma})}$.

Then, optimal quotes are given by:

$$s - s^{b^*}(t, q, s) = \delta^{b^*}(t, q) = \frac{1}{k} \ln \left(\frac{v_q(t)}{v_{q+1}(t)} \right) + \frac{1}{\gamma} \ln \left(1 + \frac{\gamma}{k} \right)$$

$$s^{a^*}(t, q, s) - s = \delta^{a^*}(t, q) = \frac{1}{k} \ln \left(\frac{v_q(t)}{v_{q-1}(t)} \right) + \frac{1}{\gamma} \ln \left(1 + \frac{\gamma}{k} \right)$$

and the resulting bid-ask spread of the market maker is :

$$\psi^*(t, q) = -\frac{1}{k} \ln \left(\frac{v_{q+1}(t)v_{q-1}(t)}{v_q(t)^2} \right) + \frac{2}{\gamma} \ln \left(1 + \frac{\gamma}{k} \right)$$

Moreover,

$$\lim_{T \rightarrow \infty} \delta^{b^*}(0, q) = \frac{1}{\gamma} \ln \left(1 + \frac{\gamma}{k} \right) + \frac{1}{k} \ln \left(\frac{f_q^0}{f_{q+1}^0} \right)$$

$$\lim_{T \rightarrow \infty} \delta^{a^*}(0, q) = \frac{1}{\gamma} \ln \left(1 + \frac{\gamma}{k} \right) + \frac{1}{k} \ln \left(\frac{f_q^0}{f_{q-1}^0} \right)$$

$$\lim_{T \rightarrow \infty} \psi^*(0, q) = -\frac{1}{k} \ln \left(\frac{f_{q+1}^0 f_{q-1}^0}{f_q^0{}^2} \right) + \frac{2}{\gamma} \ln \left(1 + \frac{\gamma}{k} \right)$$

where f^0 is an eigenvector corresponding to the smallest eigenvalue of:

$$\begin{pmatrix} \alpha Q^2 - \beta Q & -\eta & 0 & \dots & \dots & \dots & 0 \\ -\eta & \alpha(Q-1)^2 - \beta(Q-1) & -\eta & 0 & \ddots & \ddots & \vdots \\ 0 & \ddots & \ddots & \ddots & \ddots & \ddots & \vdots \\ \vdots & \ddots & \ddots & \ddots & \ddots & \ddots & \vdots \\ \vdots & \ddots & \ddots & \ddots & \ddots & \ddots & 0 \\ \vdots & \ddots & \ddots & 0 & -\eta & \alpha(Q-1)^2 - \beta(Q-1) & -\eta \\ 0 & \dots & \dots & \dots & 0 & -\eta & \alpha Q^2 - \beta Q \end{pmatrix}$$

In addition to this theoretical result, we can consider an approximation similar to the approximation used for the initial model with no drift. We then obtain the following approximations for the optimal quotes and the bid-ask spread:

$$\begin{aligned} \delta_{\infty}^{b*}(q) &\simeq \frac{1}{\gamma} \ln \left(1 + \frac{\gamma}{k}\right) + \left[-\frac{\mu}{\gamma\sigma^2} + \frac{2q+1}{2} \right] \sqrt{\frac{\sigma^2\gamma}{2kA}} \left(1 + \frac{\gamma}{k}\right)^{1+\frac{k}{\gamma}} \\ \delta_{\infty}^{a*}(q) &\simeq \frac{1}{\gamma} \ln \left(1 + \frac{\gamma}{k}\right) + \left[\frac{\mu}{\gamma\sigma^2} - \frac{2q-1}{2} \right] \sqrt{\frac{\sigma^2\gamma}{2kA}} \left(1 + \frac{\gamma}{k}\right)^{1+\frac{k}{\gamma}} \\ \psi_{\infty}^*(q) &\simeq \frac{2}{\gamma} \ln \left(1 + \frac{\gamma}{k}\right) + \sqrt{\frac{\sigma^2\gamma}{2kA}} \left(1 + \frac{\gamma}{k}\right)^{1+\frac{k}{\gamma}} \end{aligned}$$

6 Comparative statics

We argued in section 4 that the value of the optimal quotes was almost independent of t for t sufficiently far from the terminal time T and we characterized, using spectral arguments, the asymptotic value of the optimal quotes. In order to obtain closed-form formulae, we also provided approximations for the asymptotic value of the optimal quotes. Although these closed-form formulae are only approximations, they provide a rather good intuition about the influence of the different parameters on the optimal quotes.

6.1 Dependence on σ^2

The dependence of optimal quotes on σ^2 depends on the sign of the inventory. More precisely, we observe numerically, in accordance with the approximations, that:

$$\begin{cases} \frac{\partial \delta_{\infty}^{b*}}{\partial \sigma^2} < 0, & \frac{\partial \delta_{\infty}^{a*}}{\partial \sigma^2} > 0, \text{ if } q < 0 \\ \frac{\partial \delta_{\infty}^{b*}}{\partial \sigma^2} > 0, & \frac{\partial \delta_{\infty}^{a*}}{\partial \sigma^2} > 0, \text{ if } q = 0 \\ \frac{\partial \delta_{\infty}^{b*}}{\partial \sigma^2} > 0, & \frac{\partial \delta_{\infty}^{a*}}{\partial \sigma^2} < 0, \text{ if } q > 0 \end{cases}$$

For the bid-ask spread, we obtain:

$$\frac{\partial \psi_{\infty}^*}{\partial \sigma^2} > 0$$

The rationale behind this is that a rise in σ^2 increases inventory risk. Hence, to reduce this risk, a market maker that has a long position will try to reduce his exposure and hence ask less for his stocks (to get rid of some of them) and accept to buy at a cheaper price (to avoid buying new stocks). Similarly, a market maker with a short position tries to buy stocks, and hence increases its bid quote, while avoiding short selling new stocks, and he increases its ask quote to that purpose. Overall, due to the increase in price risk, the bid-ask spread widens as it is well instanced in the case of a market maker with a flat position (this one wants indeed to earn more per trade to compensate the increase in inventory risk).

6.2 Dependence on μ

The dependence of optimal quotes on the drift μ is straightforward and corresponds to the intuition. If the agent expect the price to increase (resp. decrease) he will post orders with higher (resp. smaller) prices. Hence we have:

$$\frac{\partial \delta_{\infty}^{b*}}{\partial \mu} < 0, \quad \frac{\partial \delta_{\infty}^{a*}}{\partial \mu} > 0$$

6.3 Dependence on A

Because of the form of the system of equations that defines v , the dependence on A must be the exact opposite of the dependence on σ^2 :

$$\begin{cases} \frac{\partial \delta_{\infty}^{b*}}{\partial A} > 0, & \frac{\partial \delta_{\infty}^{a*}}{\partial A} < 0, \text{ if } q < 0; \\ \frac{\partial \delta_{\infty}^{b*}}{\partial A} < 0, & \frac{\partial \delta_{\infty}^{a*}}{\partial A} < 0, \text{ if } q = 0 \\ \frac{\partial \delta_{\infty}^{b*}}{\partial A} < 0, & \frac{\partial \delta_{\infty}^{a*}}{\partial A} > 0, \text{ if } q > 0 \end{cases}$$

For the bid-ask spread, we obtain:

$$\frac{\partial \psi_{\infty}^*}{\partial A} < 0$$

The rationale behind these results is that an increase in A reduces the inventory risk. An increase in A indeed increases the frequency of trades and hence reduces the risk of being stuck with a large inventory (in absolute value). For this reason, a rise in A should have the same effect as a decrease in σ^2 .

6.4 Dependence on k

From the closed-form approximations, we expect δ_∞^{b*} to be decreasing in k for q greater than some negative threshold. Below this threshold, we expect it to be increasing. Similarly we expect δ_∞^{a*} to be decreasing in k for q smaller than some positive threshold. Above this threshold we expect it to be increasing.

Eventually, as far as the bid-ask spread is concerned, the closed-form approximations indicate that the resulting bid-ask spread should be a decreasing function of k .

$$\frac{\partial \psi_\infty^*}{\partial k} < 0$$

In fact several effects are in interaction. On one hand, there is a “no-volatility” effect that is completely orthogonal to any reasoning on the inventory risk: when k increases, in a situation where δ^b and δ^a are positive, trades occur closer to the reference price S_t . For this reason, and in absence of inventory risk, the optimal bid-ask spread has to shrink. However, an increase in k also affects the inventory risk since it decreases the probability to be executed (for $\delta^b, \delta^a > 0$). Hence, an increase in k is also, in some aspects, similar to a decrease in A . These two effects explain the expected behavior.

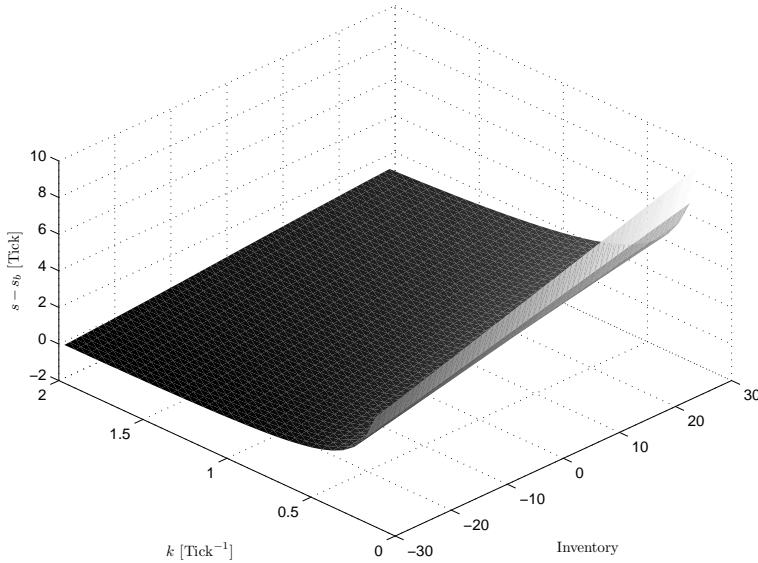


Fig. 6 Asymptotic optimal bid quotes for different inventories and different values of k . $\sigma = 0.3 \text{ Tick} \cdot \text{s}^{-1/2}$, $A = 0.9 \text{ s}^{-1}$, $\gamma = 0.01 \text{ Tick}^{-1}$, $T = 600 \text{ s}$.

Numerically, we observed that the “no-volatility” effect dominated for the values of the inventory under consideration (see Figure 6 for the case of the bid quote⁷).

6.5 Dependence on γ

Using the closed-form approximations, we see that the dependence on γ is ambiguous. The market maker faces indeed two different risks that contribute to the inventory risk: (i) trades occur at random times and (ii) the reference price is stochastic. But if risk aversion increases, the market maker will mitigate the two risks: (i) he may set his quotes closer to one another to reduce the randomness in execution and (ii) he may enlarge his spread to reduce price risk. The tension between these two roles played by γ explains the different behaviors we may observe, as on Figure 7 and Figure 8 for the bid-ask spread resulting from the asymptotic optimal quotes:

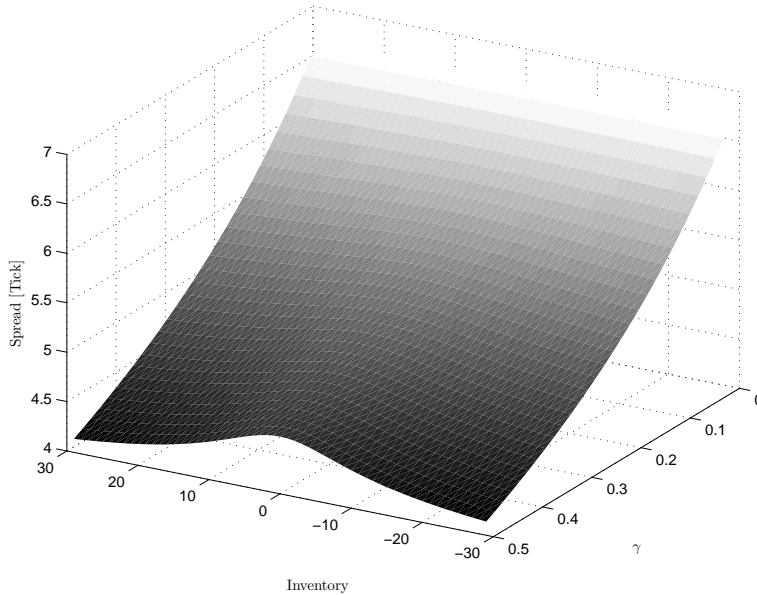


Fig. 7 Bid-ask spread resulting from the asymptotic optimal quotes for different inventories and different values for the risk aversion parameter γ . $\sigma = 0.3 \text{ Tick} \cdot \text{s}^{-1/2}$, $A = 0.9 \text{ s}^{-1}$, $k = 0.3 \text{ Tick}^{-1}$, $T = 600 \text{ s}$.

⁷ The case of the ask quote is obviously similar.

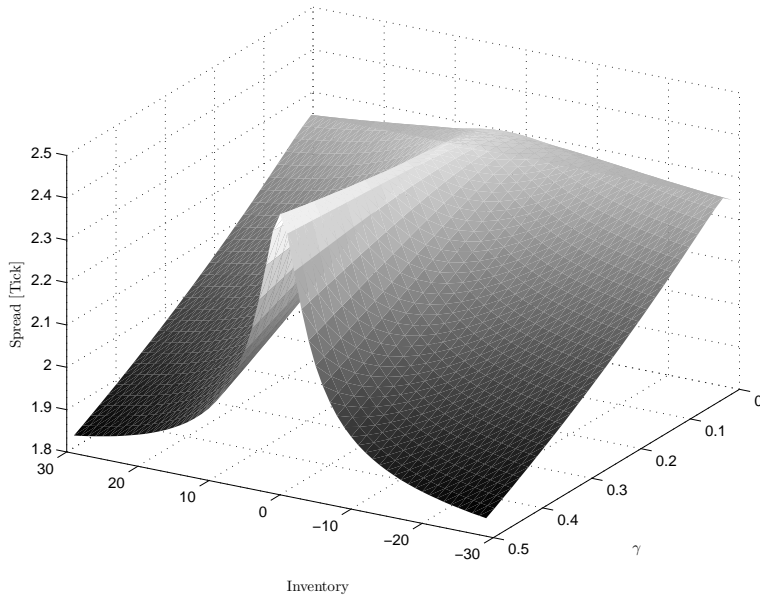


Fig. 8 Bid-ask spread resulting from the asymptotic optimal quotes for different inventories and different values for the risk aversion parameter γ . $\sigma = 0.6 \text{ Tick} \cdot \text{s}^{-1/2}$, $A = 0.9 \text{ s}^{-1}$, $k = 0.9 \text{ Tick}^{-1}$, $T = 600 \text{ s}$.

7 Applications

Before using the above model in reality, we need to discuss some features of the model that need to be adapted before any backtest is possible.

First of all, the model is continuous in both time and space while the real control problem under scrutiny is intrinsically discrete in space, because of the tick size, and in time, because orders have a certain priority and changing position too often reduces the actual chance to be reached by a market order. Hence, the model has to be reinterpreted in a discrete way. In terms of prices, quotes must not be between two ticks and we decided to round the optimal quotes to the nearest tick⁸. In terms of time, an order of size ATS^9 is sent to the market and is not canceled nor modified for a given period of time Δt , unless a trade occurs and, though perhaps partially, fills the order. Now, when a trade occurs and changes the inventory or when an order stayed in the order book for longer than Δt , then the optimal quote is updated and, if necessary, a new order is inserted.

⁸ We also, alternatively, randomized the choice with probabilities that depend on the respective proximity to the neighboring quotes.

⁹ ATS is the average trading size.

Now, concerning the parameters, σ , A and k can be calibrated on trade-by-trade limit order book data while γ has to be chosen. However, it is well known by practitioners that A and k have to depend at least on the actual market bid-ask spread. Since we do not explicitly take into account the underlying market, there is no market bid-ask spread in the model. Thus, we simply chose to calibrate¹⁰ A and k as functions of the market bid-ask spread, making then an off-model hypothesis.

As far as γ is concerned, we decided in our backtests to assign γ an arbitrary value for which the inventory stayed between -5 and 5 during the day we considered (the unit being the ATS).

Turning to the backtests, they were carried out with trade-by-trade data and we assumed that our orders were entirely filled when a trade occurred at or above the ask price quoted by the agent. Our goal here is just to exemplify the use of the model¹¹ and we considered the case of the French stock AXA on November 2nd 2010.

We first plot the evolution of the inventory on Figure 9 and we see that this inventory indeed mean-reverts around 0.

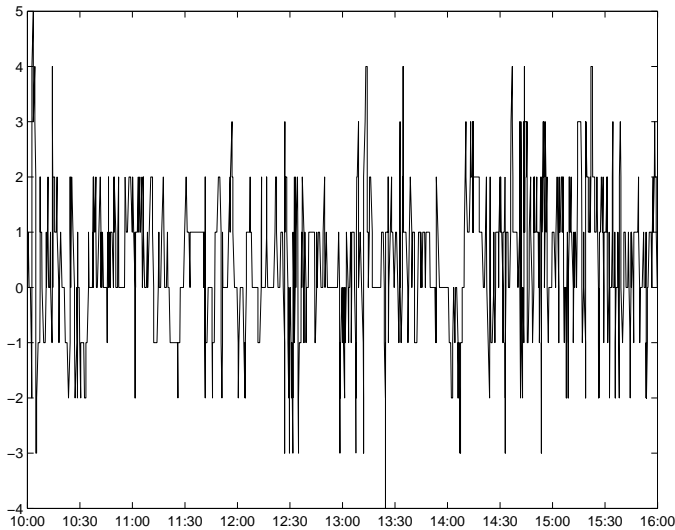


Fig. 9 Inventory when the strategy is used on AXA (02/11/2010) from 10:00 to 16:00

Now, to better understand the very nature of the strategy, we focused on a subperiod of 20 minutes and we plotted the state of the market both with

¹⁰ A and k are updated as new information comes.

¹¹ We, voluntarily, do not give full details about the algorithm based on the model (statistical estimates, choice of Δt , P&L of the strategy, ...)

the quotes of the market maker (Figure 10). Trades occurrences involving the market maker are signalled by a dot. The associated evolution of the inventory is plotted on Figure 11.

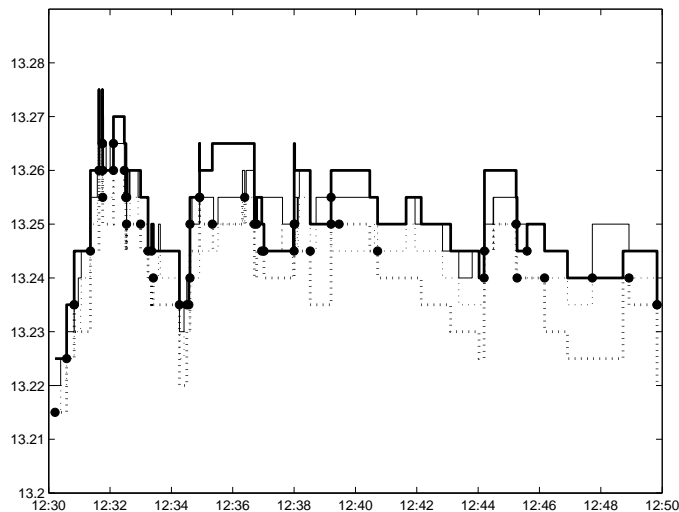


Fig. 10 Details for the quotes and trades when the strategy is used on AXA (02/11/2010). Thin lines represent the market while bold lines represent the quotes of the market maker. Dotted lines are associated to the bid side while plain lines are associated to the ask side. Black points represent trades in which the market maker is involved.

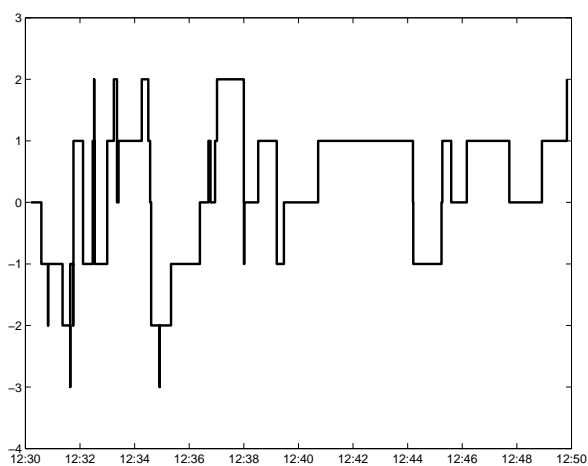


Fig. 11 Details for the inventory when the strategy is used on AXA (02/11/2010)

Conclusion

In this paper we present a model for the optimal quotes of a market maker. Starting from a model in line with Avellaneda and Stoikov [3] and rooted to Ho and Stoll [14], we introduce a change of variables that allows to transform the HJB equation into a system of linear ordinary differential equations. This transformation allows to find the optimal quotes and to characterize their asymptotic behavior. Closed-form approximations are also obtained using spectral analysis.

The change of variables introduced in this paper can also be used to solve the initial equations of Avellaneda and Stoikov [3] and we provide a complete mathematical proof in [11]. However, in the absence of inventory limits, no proof of optimality is available for the quotes claimed to be optimal in [3] and their admissibility appears to be an open problem.

Another interesting topic for future research consists in linking the point processes modeling execution and the Brownian motion driving price. Also, introducing “passive market impact” (*i.e.* the perturbations of the price formation process by liquidity provision) in the model is another challenge since no quantitative model for this type of impact has been proposed in the literature.

Acknowledgements The authors wish to acknowledge the helpful conversations with Yves Achdou (Université Paris-Diderot), Vincent Fardeau (London School of Economics), Thierry Foucault (HEC), Jean-Michel Lasry (Université Paris-Dauphine), Antoine Lemenant (Université Paris-Diderot), Pierre-Louis Lions (Collège de France), Albert Menkveld (VU University Amsterdam), Vincent Millot (Université Paris-Diderot) and Nizar Touzi (Ecole Polytechnique).

References

1. Amihud, Y., Mendelson, H.: Dealership Market. Market-Making with Inventory. *Journal of Financial Economics* **8**, 31–53 (1980)
2. Amihud, Y., Mendelson, H.: Asset pricing and the bid-ask spread. *Journal of Financial Economics* **17**(2), 223–249 (1986)
3. Avellaneda, M., Stoikov, S.: High-frequency trading in a limit order book. *Quantitative Finance* **8**(3), 217–224 (2008).
4. Bayraktar, E., Ludkovski, M.: Liquidation in limit order books with controlled intensity. Arxiv preprint arXiv:1105.0247 (2011)
5. Benston Robert, L., George, J.: Determinants of bid-asked spreads in the over-the-counter market. *Journal of Financial Economics* **1**(4), 353–364 (1974)
6. Cartea, Á., Jaimungal, S., Ricci, J.: Buy low sell high: A high frequency trading perspective (2011)
7. Cohen, K.J., Maier, S.F., Schwartz, R.A., Whitcomb, D.K.: Market makers and the market spread: A review of recent literature. *Journal of Financial and Quantitative Analysis* **14**(04), 813–835 (1979)
8. Cohen, K.J., Maier, S.F., Schwartz, R.A., Whitcomb, D.K.: Transaction Costs, Order Placement Strategy, and Existence of the Bid-Ask Spread. *The Journal of Political Economy* **89**(2), 287–305 (1981).

9. Garman, M.B.: Market microstructure. *Journal of Financial Economics* **3**(3), 257–275 (1976)
10. Guéant, O., Lehalle, C.A., Fernandez-Tapia, J.: Optimal Execution with Limit Orders. Working paper (2011)
11. Guéant, O., Lehalle, C.A.: Existence and Uniqueness for the Avellaneda-Stoikov PDE. Working paper (2012)
12. Guilbaud, F., Pham, H.: Optimal high frequency trading with limit and market orders (2011)
13. Hendershott, T., Menkveld, A.: Price pressures. Manuscript, VU University Amsterdam (2009)
14. Ho, T., Stoll, H.R.: Optimal dealer pricing under transactions and return uncertainty. *Journal of Financial Economics* **9**(1), 47–73 (1981).
15. Ho, T.S.Y., Macris, R.G.: Dealer bid-ask quotes and transaction prices: An empirical study of some AMEX options. *Journal of Finance* pp. 23–45 (1984)
16. Ho, T.S.Y., Stoll, H.R.: The dynamics of dealer markets under competition. *Journal of Finance* **38**(4), 1053–1074 (1983)
17. Lehalle, C.A., Guéant, O., Razafinimanana, J.: High Frequency Simulations of an Order Book: a Two-Scales Approach. In: F. Abergel, B.K. Chakrabarti, A. Chakraborti, M. Mitra (eds.) *Econophysics of Order-Driven Markets, New Economic Windows*. Springer (2010)
18. Madhavan, A., Smidt, S.: An analysis of changes in specialist inventories and quotations. *The Journal of Finance* **48**(5), 1595–1628 (1993)
19. Menkveld, A.J.: High Frequency Trading and The New-Market Makers. Social Science Research Network Working Paper Series (2010).
20. Mildestein, E., Schlee, H.: The optimal pricing policy of a monopolistic marketmaker in the equity market. *Journal of Finance* pp. 218–231 (1983)
21. O'Hara, M., Oldfield, G.S.: The microeconomics of market making. *Journal of Financial and Quantitative Analysis* **21**(04), 361–376 (1986)
22. Roll, R.: A simple implicit measure of the effective bid-ask spread in an efficient market. *Journal of Finance* **39**(4), 1127–1139 (1984)

Appendix: Proofs of the results

Proof of Proposition 1, Proposition 2 and Theorem 1:

Let us consider a family $(v_q)_{|q| \leq Q}$ of positive functions solution of the system of ODEs introduced in Proposition 1 and let us define $u(t, x, q, s) = -\exp(-\gamma(x + qs)) v_q(t)^{-\frac{\gamma}{k}}$.

Then:

$$\partial_t u + \frac{1}{2} \sigma^2 \partial_{ss}^2 u = -\frac{\gamma \dot{v}_q(t)}{k v_q(t)} u + \frac{\gamma^2 \sigma^2}{2} q^2 u$$

Now, concerning the hamiltonian parts, we have for the bid part ($q \neq Q$):

$$\begin{aligned} & \sup_{\delta^b} \lambda^b(\delta^b) [u(t, x - s + \delta^b, q + 1, s) - u(t, x, q, s)] \\ &= \sup_{\delta^b} A e^{-k\delta^b} u(t, x, q, s) \left[\exp(-\gamma\delta^b) \left(\frac{v_{q+1}(t)}{v_q(t)} \right)^{-\frac{\gamma}{k}} - 1 \right] \end{aligned}$$

The first order condition of this problem corresponds to a maximum (because u is negative) and writes:

$$(k + \gamma) \exp(-\gamma\delta^{b*}) \left(\frac{v_{q+1}(t)}{v_q(t)} \right)^{-\frac{\gamma}{k}} = k$$

Hence:

$$\delta^{b*} = \frac{1}{k} \ln \left(\frac{v_q(t)}{v_{q+1}(t)} \right) + \frac{1}{\gamma} \ln \left(1 + \frac{\gamma}{k} \right)$$

and

$$\begin{aligned} & \sup_{\delta^b} \lambda^b(\delta^b) [u(t, x - s + \delta^b, q + 1, s) - u(t, x, q, s)] \\ &= -\frac{\gamma}{k + \gamma} A \exp(-k\delta^{b*}) u(t, x, q, s) \\ &= -\frac{\gamma A}{k + \gamma} \left(1 + \frac{\gamma}{k} \right)^{-\frac{k}{\gamma}} \frac{v_{q+1}(t)}{v_q(t)} u(t, x, q, s) \end{aligned}$$

Similarly, the maximizer for the ask part (for $q \neq -Q$) is:

$$\delta^{a*} = \frac{1}{k} \ln \left(\frac{v_q(t)}{v_{q-1}(t)} \right) + \frac{1}{\gamma} \ln \left(1 + \frac{\gamma}{k} \right)$$

and

$$\begin{aligned} & \sup_{\delta^a} \lambda^a(\delta^a) [u(t, x + s + \delta^a, q - 1, s) - u(t, x, q, s)] \\ &= -\frac{\gamma}{k + \gamma} A \exp(-k\delta^{a*}) u(t, x, q, s) \\ &= -\frac{\gamma A}{k + \gamma} \left(1 + \frac{\gamma}{k} \right)^{-\frac{k}{\gamma}} \frac{v_{q-1}(t)}{v_q(t)} u(t, x, q, s) \end{aligned}$$

Hence, putting the terms altogether we get for $|q| < Q$:

$$\begin{aligned} & \partial_t u(t, x, q, s) + \frac{1}{2} \sigma^2 \partial_{ss}^2 u(t, x, q, s) \\ &+ \sup_{\delta^b} \lambda^b(\delta^b) [u(t, x - s + \delta^b, q + 1, s) - u(t, x, q, s)] \\ &+ \sup_{\delta^a} \lambda^a(\delta^a) [u(t, x + s + \delta^a, q - 1, s) - u(t, x, q, s)] \\ &= -\frac{\gamma \dot{v}_q(t)}{k v_q(t)} u + \frac{\gamma^2 \sigma^2}{2} q^2 u - \frac{\gamma A}{k + \gamma} \left(1 + \frac{\gamma}{k} \right)^{\frac{k}{\gamma}} \left[\frac{v_{q+1}(t)}{v_q(t)} + \frac{v_{q-1}(t)}{v_q(t)} \right] u \\ &= -\frac{\gamma}{k} \frac{u}{v_q(t)} \left[\dot{v}_q(t) - \frac{k\gamma\sigma^2}{2} q^2 v_q(t) + A \left(1 + \frac{\gamma}{k} \right)^{-(1+\frac{k}{\gamma})} (v_{q+1}(t) + v_{q-1}(t)) \right] = 0 \end{aligned}$$

For $q = -Q$ we have:

$$\begin{aligned} & \partial_t u(t, x, q, s) + \frac{1}{2} \sigma^2 \partial_{ss}^2 u(t, x, q, s) \\ &+ \sup_{\delta^b} \lambda^b(\delta^b) [u(t, x - s + \delta^b, q + 1, s) - u(t, x, q, s)] \end{aligned}$$

$$\begin{aligned}
&= -\frac{\gamma}{k} \frac{\dot{v}_q(t)}{v_q(t)} u + \frac{\gamma^2 \sigma^2}{2} q^2 u - \frac{\gamma A}{k + \gamma} \left(1 + \frac{\gamma}{k}\right)^{\frac{k}{\gamma}} \frac{v_{q+1}(t)}{v_q(t)} u \\
&= -\frac{\gamma}{k} \frac{u}{v_q(t)} \left[\dot{v}_q(t) - \frac{k\gamma\sigma^2}{2} q^2 v_q(t) + A \left(1 + \frac{\gamma}{k}\right)^{-(1+\frac{k}{\gamma})} v_{q+1}(t) \right] = 0
\end{aligned}$$

Similarly, for $q = Q$ we have:

$$\begin{aligned}
&\partial_t u(t, x, q, s) + \frac{1}{2} \sigma^2 \partial_{ss}^2 u(t, x, q, s) \\
&+ \sup_{\delta^a} \lambda^a(\delta^a) [u(t, x - s + \delta^a, q + 1, s) - u(t, x, q, s)] \\
&= -\frac{\gamma}{k} \frac{\dot{v}_q(t)}{v_q(t)} u + \frac{\gamma^2 \sigma^2}{2} q^2 u - \frac{\gamma A}{k + \gamma} \left(1 + \frac{\gamma}{k}\right)^{\frac{k}{\gamma}} \frac{v_{q-1}(t)}{v_q(t)} u \\
&= -\frac{\gamma}{k} \frac{u}{v_q(t)} \left[\dot{v}_q(t) - \frac{k\gamma\sigma^2}{2} q^2 v_q(t) + A \left(1 + \frac{\gamma}{k}\right)^{-(1+\frac{k}{\gamma})} v_{q-1}(t) \right] = 0
\end{aligned}$$

Now, noticing that the terminal condition for v_q is consistent with the terminal condition for u , we get that u verifies (HJB) and this proves Proposition 1.

The positivity of the functions $(v_q)_{|q| \leq Q}$ was essential in the definition of u . Hence we need to prove that the solution to the above linear system of ordinary differential equations, namely $v(t) = \exp(-M(T-t)) \times (1, \dots, 1)'$ (where M is given in Proposition 2), defines a family $(v_q)_{|q| \leq Q}$ of positive functions.

In fact, we are going to prove that:

$$\forall t \in [0, T], \forall q \in \{-Q, \dots, Q\}, \quad v_q(t) \geq e^{-(\alpha Q^2 - \eta)(T-t)}$$

If this was not true then there would exist $\epsilon > 0$ such that:

$$\min_{t \in [0, T], |q| \leq Q} e^{-2\eta(T-t)} \left(v_q(t) - e^{-(\alpha Q^2 - \eta)(T-t)} \right) + \epsilon(T-t) < 0$$

But this minimum is achieved at some point (t^*, q^*) with $t^* < T$ and hence:

$$\left. \frac{d}{dt} e^{-2\eta(T-t)} \left(v_{q^*}(t) - e^{-(\alpha Q^2 - \eta)(T-t)} \right) \right|_{t=t^*} \geq \epsilon$$

This gives:

$$\begin{aligned}
&2\eta e^{-2\eta(T-t^*)} \left(v_{q^*}(t^*) - e^{-(\alpha Q^2 - \eta)(T-t^*)} \right) \\
&+ e^{-2\eta(T-t^*)} \left(v'_{q^*}(t^*) - (\alpha Q^2 - \eta) e^{-(\alpha Q^2 - \eta)(T-t^*)} \right) \geq \epsilon
\end{aligned}$$

Hence:

$$2\eta v_{q^*}(t^*) + v'_{q^*}(t^*) - (\eta + \alpha Q^2) e^{-(\alpha Q^2 - \eta)(T-t^*)} \geq \epsilon e^{2\eta(T-t^*)}$$

Now, if $|q^*| < Q$, this gives:

$$\begin{aligned} & \alpha q^{*2} v_{q^*}(t^*) - \eta(v_{q^*+1}(t^*) - 2v_{q^*}(t^*) + v_{q^*-1}(t^*)) \\ & - (\eta + \alpha Q^2) e^{-(\alpha Q^2 - \eta)(T-t^*)} \geq \epsilon e^{2\eta(T-t^*)} \end{aligned}$$

Thus:

$$\begin{aligned} & \alpha q^{*2} \left(v_{q^*}(t^*) - e^{-(\alpha Q^2 - \eta)(T-t^*)} \right) - \eta(v_{q^*+1}(t^*) - 2v_{q^*}(t^*) + v_{q^*-1}(t^*)) \\ & - (\eta + \alpha(Q^2 - q^{*2})) e^{-(\alpha Q^2 - \eta)(T-t^*)} \geq \epsilon e^{2\eta(T-t^*)} \end{aligned}$$

All the terms on the left hand side are nonpositive by definition of (t^*, q^*) and this gives a contradiction.

If $q^* = Q$, we have:

$$\begin{aligned} & (\alpha Q^2 + \eta) v_Q(t^*) - \eta(v_{Q-1}(t^*) - v_Q(t^*)) \\ & - (\eta + \alpha Q^2) e^{-(\alpha Q^2 - \eta)(T-t^*)} \geq \epsilon e^{2\eta(T-t^*)} \end{aligned}$$

Thus:

$$-\eta(v_{Q-1}(t^*) - v_Q(t^*)) + (\eta + \alpha Q^2) \left(v_Q(t^*) - e^{-(\alpha Q^2 - \eta)(T-t^*)} \right) \geq \epsilon e^{2\eta(T-t^*)}$$

All the terms on the left hand side are nonpositive by definition of $(t^*, q^*) = (t^*, Q)$ and this gives a contradiction.

Similarly, if $q^* = -Q$, we have:

$$\begin{aligned} & (\alpha Q^2 + \eta) v_{-Q}(t^*) - \eta(v_{-Q+1}(t^*) - v_{-Q}(t^*)) \\ & - (\eta + \alpha Q^2) e^{-(\alpha Q^2 - \eta)(T-t^*)} \geq \epsilon e^{2\eta(T-t^*)} \end{aligned}$$

$$-\eta(v_{-Q+1}(t^*) - v_{-Q}(t^*)) + (\eta + \alpha Q^2) \left(v_{-Q}(t^*) - e^{-(\alpha Q^2 - \eta)(T-t^*)} \right) \geq \epsilon e^{2\eta(T-t^*)}$$

All the terms on the left hand side are nonpositive by definition of $(t^*, q^*) = (t^*, -Q)$ and this gives a contradiction.

As a consequence, $v_q(t) \geq e^{-(\alpha Q^2 - \eta)(T-t)} > 0$ and this completes the proof of Proposition 2.

Combining the above results, we see that u , as defined in Theorem 1, is a solution of (HJB). Then, we are going to use a verification argument to prove that u is the value function of the optimal control problem under consideration and prove subsequently that the optimal controls are as given in Theorem 1.

Let us consider processes (ν^b) and $(\nu^a) \in \mathcal{A}$. Let $t \in [0, T)$ and let us consider the following processes for $\tau \in [t, T]$:

$$\begin{aligned}
dS_\tau^{t,s} &= \sigma dW_\tau, & S_t^{t,s} &= s \\
dX_\tau^{t,x,\nu} &= (S_\tau + \nu_\tau^a) dN_\tau^a - (S_\tau - \nu_\tau^b) dN_\tau^b, & X_t^{t,x,\nu} &= x \\
dq_\tau^{t,q,\nu} &= dN_\tau^b - dN_\tau^a, & q_t^{t,q,\nu} &= q
\end{aligned}$$

where the point process N^b has intensity $(\lambda_\tau^b)_\tau$ with $\lambda_\tau^b = Ae^{-k\nu_\tau^b} 1_{q_{\tau-} < Q}$ and where the point process N^a has intensity $(\lambda_\tau^a)_\tau$ with $\lambda_\tau^a = Ae^{-k\nu_\tau^a} 1_{q_{\tau-} > -Q}$ ¹².

Now, since u is smooth, let us write Itô's formula for u , between t and t_n where $t_n = T \wedge \inf\{\tau > t, |S_\tau - s| \geq n \text{ or } |N_\tau^a - N_t^a| \geq n \text{ or } |N_\tau^b - N_t^b| \geq n\}$ ($n \in \mathbb{N}$):

$$\begin{aligned}
&u(t_n, X_{t_n-}^{t,x,\nu}, q_{t_n-}^{t,q,\nu}, S_{t_n}^{t,s}) = u(t, x, q, s) \\
&+ \int_t^{t_n} \left(\partial_\tau u(\tau, X_{\tau-}^{t,x,\nu}, q_{\tau-}^{t,q,\nu}, S_\tau^{t,s}) + \frac{\sigma^2}{2} \partial_{ss}^2 u(\tau, X_{\tau-}^{t,x,\nu}, q_{\tau-}^{t,q,\nu}, S_\tau^{t,s}) \right) d\tau \\
&+ \int_t^{t_n} \left(u(\tau, X_{\tau-}^{t,x,\nu} + S_\tau^{t,s} + \nu_\tau^a, q_{\tau-}^{t,q,\nu} - 1, S_\tau^{t,s}) - u(\tau, X_{\tau-}^{t,x,\nu}, q_{\tau-}^{t,q,\nu}, S_\tau^{t,s}) \right) \lambda_\tau^a d\tau \\
&+ \int_t^{t_n} \left(u(\tau, X_{\tau-}^{t,x,\nu} - S_\tau^{t,s} + \nu_\tau^b, q_{\tau-}^{t,q,\nu} + 1, S_\tau^{t,s}) - u(\tau, X_{\tau-}^{t,x,\nu}, q_{\tau-}^{t,q,\nu}, S_\tau^{t,s}) \right) \lambda_\tau^b d\tau \\
&\quad + \int_t^{t_n} \sigma \partial_s u(\tau, X_{\tau-}^{t,x,\nu}, q_{\tau-}^{t,q,\nu}, S_\tau^{t,s}) dW_\tau \\
&+ \int_t^{t_n} \left(u(\tau, X_{\tau-}^{t,x,\nu} + S_\tau^{t,s} + \nu_\tau^a, q_{\tau-}^{t,q,\nu} - 1, S_\tau^{t,s}) - u(\tau, X_{\tau-}^{t,x,\nu}, q_{\tau-}^{t,q,\nu}, S_\tau^{t,s}) \right) dM_\tau^a \\
&+ \int_t^{t_n} \left(u(\tau, X_{\tau-}^{t,x,\nu} - S_\tau^{t,s} + \nu_\tau^b, q_{\tau-}^{t,q,\nu} + 1, S_\tau^{t,s}) - u(\tau, X_{\tau-}^{t,x,\nu}, q_{\tau-}^{t,q,\nu}, S_\tau^{t,s}) \right) dM_\tau^b
\end{aligned}$$

where M^b and M^a are the compensated processes associated respectively to N^b and N^a for the intensity processes $(\lambda_\tau^b)_\tau$ and $(\lambda_\tau^a)_\tau$.

Now, because v is positive on a compact set, it has a positive lower bound and $v_{q_\tau}(\tau)^{-\frac{1}{k}}$ is bounded along the trajectory, independently of the trajectory. Also, because ν^b and ν^a are bounded from below, and because of the definition of t_n , all the terms in the above stochastic integrals are bounded and, local martingales being in fact martingales, we have:

$$\begin{aligned}
&\mathbb{E} \left[u(t_n, X_{t_n-}^{t,x,\nu}, q_{t_n-}^{t,q,\nu}, S_{t_n}^{t,s}) \right] = u(t, x, q, s) \\
&+ \mathbb{E} \left[\int_t^{t_n} \left(\partial_\tau u(\tau, X_{\tau-}^{t,x,\nu}, q_{\tau-}^{t,q,\nu}, S_\tau^{t,s}) + \frac{\sigma^2}{2} \partial_{ss}^2 u(\tau, X_{\tau-}^{t,x,\nu}, q_{\tau-}^{t,q,\nu}, S_\tau^{t,s}) \right) d\tau \right. \\
&\left. + \int_t^{t_n} \left(u(\tau, X_{\tau-}^{t,x,\nu} + S_\tau^{t,s} + \nu_\tau^a, q_{\tau-}^{t,q,\nu} - 1, S_\tau^{t,s}) - u(\tau, X_{\tau-}^{t,x,\nu}, q_{\tau-}^{t,q,\nu}, S_\tau^{t,s}) \right) \lambda_\tau^a d\tau \right. \\
&\left. + \int_t^{t_n} \left(u(\tau, X_{\tau-}^{t,x,\nu} - S_\tau^{t,s} + \nu_\tau^b, q_{\tau-}^{t,q,\nu} + 1, S_\tau^{t,s}) - u(\tau, X_{\tau-}^{t,x,\nu}, q_{\tau-}^{t,q,\nu}, S_\tau^{t,s}) \right) \lambda_\tau^b d\tau \right]
\end{aligned}$$

¹² These intensities are bounded since ν^b and ν^a are bounded from below.

$$+ \int_t^{t_n} \left(u(\tau, X_{\tau-}^{t,x,\nu} - S_{\tau}^{t,s} + \nu_{\tau}^b, q_{\tau-}^{t,q,\nu} + 1, S_{\tau}^{t,s}) - u(\tau, X_{\tau-}^{t,x,\nu}, q_{\tau-}^{t,q,\nu}, S_{\tau}^{t,s}) \right) \lambda_{\tau}^b d\tau \Big]$$

Using the fact that u solves (HJB), we have that

$$\mathbb{E} [u(t_n, X_{t_n-}^{t,x,\nu}, q_{t_n-}^{t,q,\nu}, S_{t_n}^{t,s})] \leq u(t, x, q, s)$$

with equality when the controls are taken equal the maximizers of the hamiltonians (these controls being in \mathcal{A} because v is bounded and has a positive lower bounded).

Now, if we prove that

$$\lim_{n \rightarrow \infty} \mathbb{E} [u(t_n, X_{t_n-}^{t,x,\nu}, q_{t_n-}^{t,q,\nu}, S_{t_n}^{t,s})] = \mathbb{E} [u(T, X_T^{t,x,\nu}, q_T^{t,q,\nu}, S_T^{t,s})]$$

we will have that for all controls in \mathcal{A} :

$$\mathbb{E} [-\exp(-\gamma(X_T^{t,x,\nu} + q_T^{t,q,\nu} S_T^{t,s}))] = \mathbb{E} [u(T, X_T^{t,x,\nu}, q_T^{t,q,\nu}, S_T^{t,s})] \leq u(t, x, q, s)$$

with equality for $\nu_t^b = \delta^{b*}(t, q_{t-})$ and $\nu_t^a = \delta^{a*}(t, q_{t-})$. Hence:

$$\begin{aligned} \sup_{(\nu_t^a)_t, (\nu_t^b)_t \in \mathcal{A}} \mathbb{E} [-\exp(-\gamma(X_T^{t,x,\nu} + q_T^{t,q,\nu} S_T^{t,s}))] &= u(t, x, q, s) \\ &= \mathbb{E} \left[-\exp \left(-\gamma(X_T^{t,x,\delta^*} + q_T^{t,q,\delta^*} S_T^{t,s}) \right) \right] \end{aligned}$$

and this will give the result.

It remains to prove that

$$\lim_{n \rightarrow \infty} \mathbb{E} [u(t_n, X_{t_n-}^{t,x,\nu}, q_{t_n-}^{t,q,\nu}, S_{t_n}^{t,s})] = \mathbb{E} [u(T, X_T^{t,x,\nu}, q_T^{t,q,\nu}, S_T^{t,s})]$$

First, we have, almost surely, that $u(t_n, X_{t_n-}^{t,x,\nu}, q_{t_n-}^{t,q,\nu}, S_{t_n}^{t,s})$ tends towards $u(T, X_T^{t,x,\nu}, q_T^{t,q,\nu}, S_T^{t,s})$. Then, in order to prove that the sequence is uniformly integrable we will bound it in L^2 . However, because of the uniform lower bound on v already used early, it is sufficient to bound $\exp(-\gamma(X_{t_n-}^{t,x,\nu} + q_{t_n-}^{t,q,\nu} S_{t_n}^{t,s}))$ in L^2 .

But,

$$\begin{aligned} X_{t_n-}^{t,x,\nu} + q_{t_n-}^{t,q,\nu} S_{t_n}^{t,s} &= \int_t^{t_n} \nu_{\tau}^a dN_{\tau}^a + \int_t^{t_n} \nu_{\tau}^b dN_{\tau}^b + \sigma \int_t^{t_n} q_{\tau}^{t,q,\nu} dW_{\tau} \\ &\geq -\|\nu_-^a\|_{\infty} N_T^a - \|\nu_-^b\|_{\infty} N_T^b + \sigma \int_t^{t_n} q_{\tau}^{t,q,\nu} dW_{\tau} \end{aligned}$$

Hence

$$\begin{aligned}
& \mathbb{E} \left[\exp(-2\gamma(X_{t_n^-}^{t,x,\nu} + q_{t_n^-}^{t,q,\nu} S_{t_n}^{t,s})) \right] \\
& \leq \mathbb{E} \left[\exp(2\gamma\|\nu_-^a\|_\infty N_T^a) \exp(2\gamma\|\nu_-^b\|_\infty N_T^b) \exp\left(-2\gamma\sigma \int_t^{t_n} q_\tau^{t,q,\nu} dW_\tau\right) \right] \\
& \leq \mathbb{E} \left[\exp(6\gamma\|\nu_-^a\|_\infty N_T^a) \right]^{\frac{1}{3}} \mathbb{E} \left[\exp(6\gamma\|\nu_-^b\|_\infty N_T^b) \right]^{\frac{1}{3}} \\
& \quad \times \mathbb{E} \left[\exp\left(-6\gamma\sigma \int_t^{t_n} q_\tau^{t,q,\nu} dW_\tau\right) \right]^{\frac{1}{3}}
\end{aligned}$$

Now, since the intensity of each point process is bounded, the point processes have a Laplace transform and the first two terms of the product are finite (and independent of n). Concerning the third term, because $|q_\tau^{t,q,\nu}|$ is bounded by Q , we know (for instance applying Girsanov's theorem) that:

$$\begin{aligned}
\mathbb{E} \left[\exp\left(-6\gamma\sigma \int_t^{t_n} q_\tau^{t,q,\nu} dW_\tau\right) \right]^{\frac{1}{3}} & \leq \mathbb{E} \left[\exp(3\gamma^2\sigma^2(t_n - t)Q^2) \right]^{\frac{1}{3}} \\
& \leq \exp(\gamma^2\sigma^2Q^2T)
\end{aligned}$$

Hence, the sequence is bounded in L^2 , then uniformly integrable and we have:

$$\begin{aligned}
\lim_{n \rightarrow \infty} \mathbb{E} [u(t_n, X_{t_n^-}^{t,x,\nu}, q_{t_n^-}^{t,q,\nu}, S_{t_n}^{t,s})] & = \mathbb{E} [u(T, X_{T^-}^{t,x,\nu}, q_{T^-}^{t,q,\nu}, S_T^{t,s})] \\
& = \mathbb{E} [u(T, X_T^{t,x,\nu}, q_T^{t,q,\nu}, S_T^{t,s})]
\end{aligned}$$

We have proved that u is the value function and that δ^{b*} and δ^{a*} are optimal controls. \square

Proof of Theorem 2:

Let us first consider the matrix $M + 2\eta I$. This matrix is a symmetric matrix and it is therefore diagonalizable. Its smallest eigenvalue λ is characterized by:

$$\lambda = \inf_{x \in \mathbb{R}^{2Q+1} \setminus \{0\}} \frac{x'(M + 2\eta I)x}{x'x}$$

and the associated eigenvectors $x \neq 0$ are characterized by:

$$\lambda = \frac{x'(M + 2\eta I)x}{x'x}$$

It is straightforward to see that:

$$x'(M + 2\eta I)x = \sum_{q=-Q}^Q \alpha q^2 x_q^2 + \eta \sum_{q=-Q}^{Q-1} (x_{q+1} - x_q)^2 + \eta x_Q^2 + \eta x_{-Q}^2$$

Hence, if x is an eigenvector of $M + 2\eta I$ associated to λ :

$$\begin{aligned} \lambda &\leq \frac{|x|'(M + 2\eta I)|x|}{|x|'|x|} \\ &= \frac{1}{|x|'|x|} \left[\sum_{q=-Q}^Q \alpha q^2 |x_q|^2 + \eta \sum_{q=-Q}^{Q-1} (|x_{q+1}| - |x_q|)^2 + \eta |x_Q|^2 + \eta |x_{-Q}|^2 \right] \\ &\leq \frac{1}{|x|'|x|} \left[\sum_{q=-Q}^Q \alpha q^2 |x_q|^2 + \eta \sum_{q=-Q}^{Q-1} (x_{q+1} - x_q)^2 + \eta |x_Q|^2 + \eta |x_{-Q}|^2 \right] = \lambda \end{aligned}$$

This proves that $|x|$ is also an eigenvector and that necessarily x_{q+1} and x_q are of the same sign (*i.e.* $x_q x_{q+1} \geq 0$).

Now, let $x \geq 0$ be an eigenvector of $M + 2\eta I$ associated to λ .

If for some q with $|q| < Q$ we have $x_q = 0$ then:

$$0 = \lambda x_q = \alpha q^2 x_q - \eta(x_{q+1} - 2x_q + x_{q-1}) = -\eta(x_{q+1} + x_{q-1}) \leq 0$$

Hence, because $x \geq 0$, both x_{q+1} and x_{q-1} are equal to 0. By immediate induction $x = 0$ and this is a contradiction.

Now, if $x_Q = 0$, then $0 = \lambda x_Q = \alpha Q^2 x_Q - \eta(-2x_Q + x_{Q-1}) = -\eta x_{Q-1} \leq 0$ and hence $x_{Q-1} = 0$. Then, by the preceding reasoning we obtain a contradiction.

Similarly if $x_{-Q} = 0$, then $0 = \lambda x_{-Q} = \alpha Q^2 x_{-Q} - \eta(x_{-Q+1} - 2x_{-Q}) = -\eta x_{-Q+1} \leq 0$ and hence $x_{-Q+1} = 0$. Then, as above, we obtain a contradiction.

This proves that any eigenvector $x \geq 0$ of $M + 2\eta I$ associated to λ verifies in fact $x > 0$.

Now, if the eigenvalue λ was not simple, there would exist two eigenvectors x and y of $M + 2\eta I$ associated to λ such that $|x|'y = 0$. Hence, y must have positive coordinates and negative coordinates and since $y_q y_{q+1} \geq 0$, we now that there must exist q such that $y_q = 0$. However, this contradicts our preceding point since $|y| \geq 0$ should also be an eigenvector of $M + 2\eta I$ associated to λ and cannot have coordinates equal to 0.

As a conclusion, the eigenspace of $M + 2\eta I$ associated to λ is spanned by a vector $f^0 > 0$ and we scaled its \mathbb{R}^{2Q+1} -norm to 1.

Now, because M is a symmetric matrix, we can write $v(0) = \exp(-MT) \times (1, \dots, 1)'$ as:

$$v_q(0) = \sum_{i=0}^{2Q} \exp(-\lambda^i T) \langle g^i, (1, \dots, 1)' \rangle g_q^i, \quad \forall q \in \{-Q, \dots, Q\}$$

where $\lambda^0 \leq \lambda^1 \leq \dots \leq \lambda^{2Q}$ are the eigenvalues of M (in increasing order and repeated if necessary) and $(g^i)_i$ an associated orthonormal basis of eigenvectors. Clearly, we can take $g^0 = f^0$. Then, both f_q^0 and $\langle f^0, (1, \dots, 1)' \rangle$ are positive and hence different from zero. As a consequence:

$$v_q(0) \sim_{T \rightarrow +\infty} \exp(-\lambda^0 T) \langle f^0, (1, \dots, 1)' \rangle f_q^0, \quad \forall q \in \{-Q, \dots, Q\}$$

Then, using the expressions for the optimal quotes, we get:

$$\begin{aligned} \lim_{T \rightarrow \infty} \delta^{b*}(0, q) &= \frac{1}{\gamma} \ln \left(1 + \frac{\gamma}{k} \right) + \frac{1}{k} \ln \left(\frac{f_q^0}{f_{q+1}^0} \right) \\ \lim_{T \rightarrow \infty} \delta^{a*}(0, q) &= \frac{1}{\gamma} \ln \left(1 + \frac{\gamma}{k} \right) + \frac{1}{k} \ln \left(\frac{f_q^0}{f_{q-1}^0} \right) \end{aligned}$$

Turning to the characterization of f^0 stated in Theorem 2, we just need to right the Rayleigh ratio associated to the smallest eigenvalue of $M + 2\eta I$:

$$f^0 \in \underset{f \in \mathbb{R}^{2Q+1}, \|f\|_2=1}{\operatorname{argmin}} f'(M + 2\eta I)f$$

Equivalently:

$$f^0 \in \underset{f \in \mathbb{R}^{2Q+1}, \|f\|_2=1}{\operatorname{argmin}} \sum_{q=-Q}^Q \alpha q^2 f_q^2 + \eta \sum_{q=-Q}^{Q-1} (f_{q+1} - f_q)^2 + \eta f_Q^2 + \eta f_{-Q}^2$$

□

Proof of Proposition 3:

Let us first introduce $H = \{u \in L^1_{loc}(\mathbb{R})/x \mapsto xu(x) \in L^2(\mathbb{R}) \text{ and } u' \in L^2(\mathbb{R})\}$.

H equipped with the norm $\|u\|_H = \sqrt{\int_{\mathbb{R}} (\alpha x^2 u(x)^2 + \eta u'(x)^2) dx}$ is an Hilbert space.

Step 1: $H \subset L^2(\mathbb{R})$ with continuous injection.

Let us consider $u \in H$ and $\epsilon > 0$.

We have:

$$\int_{\mathbb{R} \setminus [-\epsilon, \epsilon]} u(x)^2 dx \leq \frac{1}{\epsilon^2} \int_{\mathbb{R} \setminus [-\epsilon, \epsilon]} x^2 u(x)^2 dx < +\infty$$

Hence because $u' \in L^2(\mathbb{R})$, we have $u \in H^1(\mathbb{R} \setminus [-\epsilon, \epsilon])$ with a constant C_ϵ independent of u such that $\|u\|_{H^1(\mathbb{R} \setminus [-\epsilon, \epsilon])} \leq C_\epsilon \|u\|_H$. In particular u is continuous on \mathbb{R}^* .

Now, if $\epsilon = 1$, $\forall x \in (0, 1)$, $u(x) = u(1) - \int_x^1 u'(t)dt$ and then $|u(x)| \leq |u(1)| + \sqrt{1-x} \|u'\|_{L^2((0,1))}$.

Because the injection of $H^1((1, +\infty))$ in $C([1, +\infty))$ is continuous, we know that there exists a constant C independent of u such that $|u(1)| \leq C \|u\|_{H^1((1, +\infty))}$. Hence, there exists a constant C' such that $|u(1)| \leq C' \|u\|_H$ and eventually a constant C'' so that $\|u\|_{L^\infty((0,1))} \leq C'' \|u\|_H$. Similarly, we obtain $\|u\|_{L^\infty((-1,0))} \leq C'' \|u\|_H$.

Combining the above inequalities we obtain a new constant K so that $\|u\|_{L^2(\mathbb{R})} \leq K \|u\|_H$. □

A consequence of this first step is that $H \subset H^1(\mathbb{R}) \subset C(\mathbb{R})$.

Step 2: The injection $H \hookrightarrow L^2(\mathbb{R})$ is compact.

Let us consider a sequence $(u_n)_n$ of functions in H with $\sup_n \|u_n\|_H < +\infty$.

Because $H \subset H^1(\mathbb{R})$, $\forall m \in \mathbb{N}^*$, we can extract from $(u_n)_n$ a sequence that converges in $L^2((-m, m))$. Using then a diagonal extraction, there exists a subsequence of $(u_n)_n$, still denoted $(u_n)_n$, and a function $u \in L^2_{loc}(\mathbb{R})$ such that $u_n(x) \rightarrow u(x)$ for almost every $x \in \mathbb{R}$ and $u_n \rightarrow u$ in the $L^2_{loc}(\mathbb{R})$ sense.

Now, by Fatou's lemma:

$$\int_{\mathbb{R}} x^2 u(x)^2 dx \leq \liminf_{n \rightarrow +\infty} \int_{\mathbb{R}} x^2 u_n(x)^2 dx \leq \frac{\sup_n \|u_n\|_H^2}{\alpha}$$

Hence, there exists a constant C such that $\forall m \in \mathbb{N}^*$:

$$\begin{aligned} \int_{\mathbb{R}} |u(x) - u_n(x)|^2 dx &\leq \int_{-m}^m |u(x) - u_n(x)|^2 dx + \frac{1}{m^2} \int_{-m}^m x^2 |u(x) - u_n(x)|^2 dx \\ &\leq \int_{-m}^m |u(x) - u_n(x)|^2 dx + \frac{C}{m^2} \end{aligned}$$

Hence $\limsup_{n \rightarrow +\infty} \int_{\mathbb{R}} |u(x) - u_n(x)|^2 dx \leq \frac{C}{m^2}$.

Sending m to $+\infty$ we get:

$$\limsup_{n \rightarrow +\infty} \int_{\mathbb{R}} |u(x) - u_n(x)|^2 dx = 0$$

Hence $(u_n)_n$ converges towards u in the $L^2(\mathbb{R})$ sense. □

Now, we consider the equation $-\eta u''(x) + \alpha x^2 u(x) = f(x)$ for $f \in L^2(\mathbb{R})$ and we define $u = Lf$ the weak solution of this equation, *i.e.*:

$$\forall v \in H, \int_{\mathbb{R}} (\alpha x^2 u(x)v(x) + \eta u'(x)v'(x)) dx = \int_{\mathbb{R}} f(x)v(x) dx$$

Step 3: $L : L^2(\mathbb{R}) \rightarrow L^2(\mathbb{R})$ is a well defined linear operator, compact, positive and self-adjoint.

For $f \in L^2(\mathbb{R})$, $v \in H \mapsto \int_{\mathbb{R}} f(x)v(x) dx$ is a continuous linear form on H because the injection $H \hookrightarrow L^2(\mathbb{R})$ is continuous. Hence, by Lax-Milgram or Riesz's representation theorem, there exists a unique $u \in H$ weak solution of the above equation and L is a well defined linear operator.

Now, $\|Lf\|_H^2 = \langle f, Lf \rangle \leq \|f\|_{L^2(\mathbb{R})} \|Lf\|_{L^2(\mathbb{R})}$. Hence, since the injection $H \hookrightarrow L^2(\mathbb{R})$ is continuous, there exists a constant C such that $\|Lf\|_H^2 \leq C\|f\|_{L^2(\mathbb{R})} \|Lf\|_H$, which in turn gives $\|Lf\|_H \leq C\|f\|_{L^2(\mathbb{R})}$. Since the injection $H \hookrightarrow L^2(\mathbb{R})$ is compact, we obtain that L is a compact operator.

L is a positive operator because $\langle f, Lf \rangle = \|Lf\|_H^2 \geq 0$.

Eventually, L is self-adjoint because $\forall f, g \in L^2(\mathbb{R})$:

$$\begin{aligned} \langle f, Lg \rangle &= \int_{\mathbb{R}} (\alpha x^2 Lf(x)Lg(x) + \eta(Lf)'(x)(Lg)'(x)) dx \\ &= \int_{\mathbb{R}} (\alpha x^2 Lg(x)Lf(x) + \eta(Lg)'(x)(Lf)'(x)) dx = \langle g, Lf \rangle \end{aligned}$$

□

Now, using the spectral decomposition of L and classical results on Rayleigh ratios we know that the eigenfunctions f corresponding to the largest eigenvalue λ^0 of L satisfy:

$$\frac{1}{\lambda^0} = \frac{\|f\|_H}{\|f\|_{L^2(\mathbb{R})}} = \inf_{g \in H \setminus \{0\}} \frac{\|g\|_H}{\|g\|_{L^2(\mathbb{R})}}$$

Hence, our problem boils down to proving that the largest eigenvalue of L is simple and that $g : x \mapsto \exp\left(-\frac{1}{2}\sqrt{\frac{\alpha}{\eta}}x^2\right)$ is an eigenfunction corresponding to this eigenvalue (it is straightforward that $g \in H$).

Step 4: Any positive eigenfunction corresponds to the largest eigenvalue of L .

By definition of $\|\cdot\|_H$, $\forall f \in H$, $\frac{\|f\|_H}{\|f\|_{L^2(\mathbb{R})}} = \frac{\|f\|_H}{\|f\|_{L^2(\mathbb{R})}}$. Hence, if f is an eigenfunction of L corresponding to the eigenvalue λ^0 , then $|f|$ is also an eigenfunction of L corresponding to the eigenvalue λ^0 . Now, if \tilde{f} is an eigenfunction of L corresponding to an eigenvalue $\lambda \neq \lambda^0$, $\langle |f|, \tilde{f} \rangle = 0$. Therefore \tilde{f}

cannot be positive. \square

Step 5: g spans the eigenspace corresponding to the largest eigenvalue of L .

Differentiating g twice, we get $g''(x) = -\sqrt{\frac{\alpha}{\eta}}g(x) + \frac{\alpha}{\eta}x^2g(x)$.

Hence $-\eta g''(x) + \alpha x^2 g(x) = \sqrt{\alpha\eta}g(x)$ and g is a positive eigenfunction, necessarily associated to the eigenvalue λ^0 that is therefore equal to $\frac{1}{\sqrt{\alpha\eta}}$.

Now, if we look for an eigenfunction $f \in C^\infty(\mathbb{R}) \cap H$ – because any eigenfunction of L is in $C^\infty(\mathbb{R})$ – we can look for f of the form $f = gh$. This gives:

$$\begin{aligned} 0 &= -\eta f''(x) + \alpha x^2 f(x) - \sqrt{\alpha\eta}f(x) \\ &= -\eta (g''(x)h(x) + 2g'(x)h'(x) + g(x)h''(x)) + \alpha x^2 g(x)h(x) - \sqrt{\alpha\eta}g(x)h(x) \end{aligned}$$

Hence:

$$\begin{aligned} 0 &= 2g'(x)h'(x) + g(x)h''(x) = -2x\sqrt{\frac{\alpha}{\eta}}g(x)h'(x) + g(x)h''(x) \\ &\Rightarrow h''(x) = 2x\sqrt{\frac{\alpha}{\eta}}h'(x) \\ &\Rightarrow \exists K_1, \quad h'(x) = K_1 \exp\left(\sqrt{\frac{\alpha}{\eta}}x^2\right) \\ &\Rightarrow \exists K_1, K_2, \quad h(x) = K_1 \int_0^x \exp\left(\sqrt{\frac{\alpha}{\eta}}t^2\right) dt + K_2 \\ &\Rightarrow \exists K_1, K_2, \quad f(x) = K_1 g(x) \int_0^x \exp\left(\sqrt{\frac{\alpha}{\eta}}t^2\right) dt + K_2 g(x) \end{aligned}$$

Now,

$$\begin{aligned} g(x) \int_0^x \exp\left(\sqrt{\frac{\alpha}{\eta}}t^2\right) dt &\geq \exp\left(-\frac{1}{2}\sqrt{\frac{\alpha}{\eta}}x^2\right) \int_{\frac{x}{\sqrt{2}}}^x \exp\left(\sqrt{\frac{\alpha}{\eta}}t^2\right) dt \\ &\geq x \left(1 - \frac{1}{\sqrt{2}}\right) \end{aligned}$$

Hence, for f to be in H , we must have $K_1 = 0$. Thus, g spans the eigenspace corresponding to the largest eigenvalue of L and Proposition 3 is proved. \square