

Magnetism and superconductivity at LAO/STO-interfaces both generated by the Ti 3d interface electrons?

N. Pavlenko¹, T. Kopp², E.Y. Tsymbal³, G.A. Sawatzky⁴, and J. Mannhart²

¹*Institute for Condensed Matter Physics, 79011 Lviv, Ukraine,*

²*EKM and Institut für Physik, Universität Augsburg, 86135 Augsburg, Germany*

³*Department of Physics and Astronomy, Nebraska Center for Materials and Nanoscience,
University of Nebraska, Lincoln, Nebraska 68588-0299, USA*

⁴*Department of Physics and Astronomy, University of British Columbia, Vancouver, Canada V6T1Z1
(Dated: April 14, 2019)*

Ferromagnetism and superconductivity are in most cases adverse. However, recent experiments reveal that they coexist at interfaces of LaAlO_3 and SrTiO_3 . We analyze the ferromagnetic state within density functional theory and provide evidence that it is also generated by Ti 3d interface electrons, as is the two-dimensional electron liquid at the interface which gives rise to superconductivity. We demonstrate that oxygen vacancies in the TiO_2 interface layer enhance the tendency for ferromagnetism considerably. This allows for the notion that areas with increased density of oxygen vacancies produce ferromagnetic puddles and account for the previous observation of a superparamagnetic behavior in the superconducting state.

PACS numbers: 74.81.-g, 74.78.-w, 73.20.-r, 73.20.Mf

The formation of a metallic state at the interface of the bulk insulators LaAlO_3 and SrTiO_3 [1] has become a prototype for the reconstruction of electronic states in systems with artificially reduced dimensionality. This two-dimensional (2D) electronic system is affected by sizable electronic correlations which allow characterizing the extended interface electronic states as an electron liquid [2, 3]. The correlations not only induce a superconducting state [4] but also support magnetism [5]. A novel yet unexplained phenomenon is the coexistence of magnetism and superconductivity [6, 7] in the 2D electron liquid.

Recent measurements by Dikin *et al.* [6] demonstrate a hysteretic behavior in the field-dependences of magnetoresistance and critical temperature which suggests the existence of ferromagnetism in the superconducting samples of LaAlO_3 (LAO) grown on SrTiO_3 (STO). Moreover, Dikin *et al.* take the viewpoint that two distinct electronic systems are associated with the antagonistic superconducting and ferromagnetic properties: the electrons which are generated by the polar catastrophe mechanism are suggested to be related with magnetism while superconductivity is associated with the charge carriers induced by the presence of oxygen vacancies. The concept of two different types of charge carriers which could contribute to the interface electrical transport has been discussed also in [8–11].

Very recently, Li *et al.* [7] probed magnetism through torque magnetometry which allows detecting directly the magnetic moment of the interface in an external magnetic field H . They found a strong superparamagnetic torque signal in the superconducting state. With the assumption that the signal originates from the STO layer next to the interface, they obtained the magnetic moment M of $0.3 - 0.4 \mu_B$ per unit cell and a collective magnetic

moment of the superparamagnetic grains of the order of $1000 \mu_B$. The observation of a superparamagnetic $M(H)$ indicates that ferromagnetic grains form even in the superconducting state. Magnetic oxygen sites at the AlO_2 -surface (cf. Ref. [12]) and the build-up of triplet coupling of Ti 3d states through the oxygen bonds (or possibly vacancies) in the TiO_2 interface plane (cf. Ref. [13]) have been proposed [7] as scenarios for the formation of a magnetic state.

The interpretation of the experimental results opens a compelling question: can the Ti 3d orbitals that were identified in the previous band structure calculations (see, e.g., Refs. [14–21]) be responsible both for the metallic and magnetic states coexisting at the same interface? In this paper, we present the results of density functional studies which support the existence of a robust ferromagnetic state at the LAO/STO interface induced by oxygen vacancies. We demonstrate that both the magnetism and the superconductivity occur involving the Ti 3d electrons but the magnetism is due to rather confined electrons around O vacancies while the superconductivity is a result of the 2D electron liquid caused by electronic reconstruction.

From recent LDA+ U calculations [14, 16, 22] it has been concluded that an antiferromagnetic interface state is either not supported or is in proximity to a ferromagnetic state with an energy difference of about 0.01 eV, close to the limit of the calculational accuracy [23]. To explore whether a ferromagnetic state is induced at these interfaces, we generate a number of supercells which consist of two symmetric LAO/STO parts, where each part contains a stack of 4 unit-cell (uc) thick LAO layers deposited on a STO-slab of a thickness varying between 1.5 uc and 4.5 uc. The interfacial configuration is described as TiO_2/LaO . The symmetric parts are separated by a

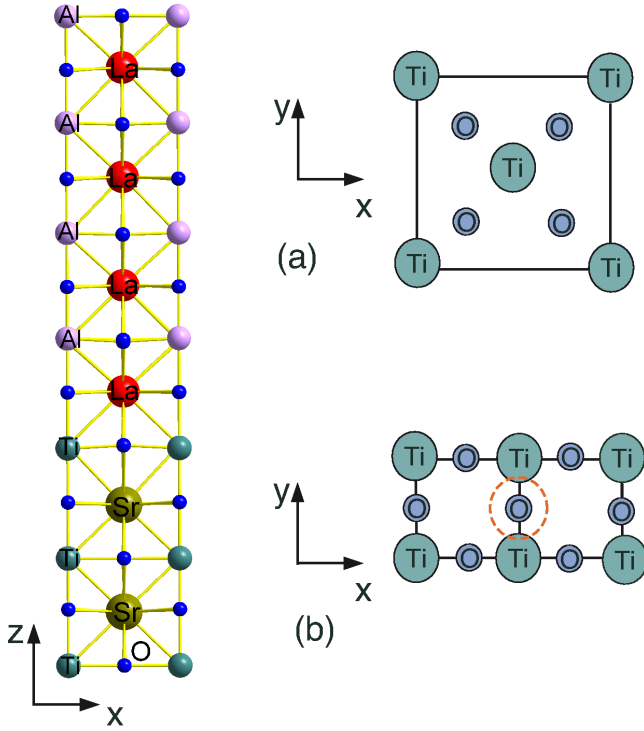


FIG. 1: Schematic view of the $\text{SrTiO}_3/\text{LaAlO}_3$ heterostructure. The supercell contains a 4 unit cell thick LaAlO_3 layer deposited on a 2.5 unit cell thick SrTiO_3 slab. The full supercell consists of two symmetric parts of the depicted structure and a vacuum layer of 13 Å. The structures on the right side show (a) a projection of the supercell of STO/LAO on the (x, y) -plane of TiO_2 , and (b) a Ti_2O_4 -plaquette generated for the study of the system with O-vacancies where the position of an O-vacancy is identified by a red dashed circle.

13 Å thick vacuum sheet. Oxygen vacancies are assumed to lie in the first interfacial TiO_2 -layers. A cell with an oxygen vacancy is sketched in Fig. 1(b). The vacancy is introduced by excluding the oxygen atom $\text{O}(a/2, b/2)$ in the center of the Ti_2O_4 -plaquette. The location of the vacancy at the interface is motivated by the experimental evidence of O-vacancies present in STO in samples grown at oxygen pressures below 10^{-5} mbar [24, 25].

Density functional calculations are performed using the Generalized Gradient Approximation (GGA) in the Perdew-Burke-Ernzerhof pseudopotential implementation [26] in the Quantum Espresso (QE) package [27]. We use a kinetic energy cutoff of 640 eV and the Brillouin zone of the 106- to 166-atom supercells sampled with $3 \times 3 \times 3$ to $3 \times 3 \times 6$ k -point grids. First, we consider pure stoichiometric TiO_2/LaO -interfaces as reference for the oxygen doped interfaces. The supercells which contain (2×2) planar unit cells have been structurally relaxed along the z -axis by a combination of the optimization procedures of the full potential WIEN2k-package and the pseudopotential QE package [27, 28]. The in-plane lat-

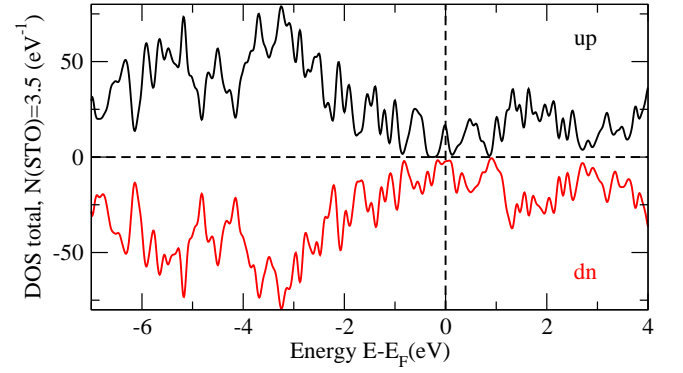


FIG. 2: Total DOS for heterostructure containing 4 unit cells of LAO and 3.5 unit cells of STO in half a supercell. The top and bottom panels represent the majority and minority spin states, respectively. The Fermi level is indicated by the vertical dashed line.

tice constants have been fixed to their bulk-STO cubic values ($a_{\text{STO}} = b_{\text{STO}} = 3.905$ Å). Similar to the previous calculations [14–20], we find that a metallic state is produced at the LAO/STO interface due to the electronic reconstruction.

Fig. 2 presents the total density of states (DOS) for both spin directions in the system with supercells containing 4 LAO uc and 3.5 STO uc along the z -direction (the full supercell contains twice the number of LAO and STO unit cells). The difference in the spin-projected DOS implies a non-zero spin polarization. A slightly higher occupancy of the spin-up $3d$ states is obtained for the interfacial TiO_2 plane—whereas the DOS of the more distant TiO_2 planes are almost spin independent. The atomic magnetic moments calculated from the generated DOS are displayed in Fig. 3(a). The magnetic moments of the Ti atoms with the planar coordinates $(0,0)$ and $(0.5a, 0.5a)$ are nearly equal and seem to indicate a ferromagnetic character of the TiO_2 interface plane (TiO_2 layer number 4 in Fig. 3(a)). The magnetic moments from the more distant TiO_2 planes are negligible. Our calculation predicts that the surface AlO_2 layer in LAO/STO has also a non-zero magnetic polarization. The magnetic moments of O atoms in the AlO_2 layer are equal $\sim 0.075 \mu_B$, which is about the same as the moment per Ti in the interface layer.

The calculated magnetic moment per (1×1) unit cell of LAO/STO interface is $0.23 \mu_B$. Although this value appears to be close to the experimental value of $0.3 \sim 0.4 \mu_B$ as measured by Li *et al.* [7], the involved local magnetic moments are too small to guarantee a robust magnetic state.

In addition, it is important to realize that in practice the top AlO_2 may be reconstructed to screen the surface charge. It is likely that the stoichiometry may be different at this surface. This will alter the weak O-moments, and well suppress a magnetic state at the surface.

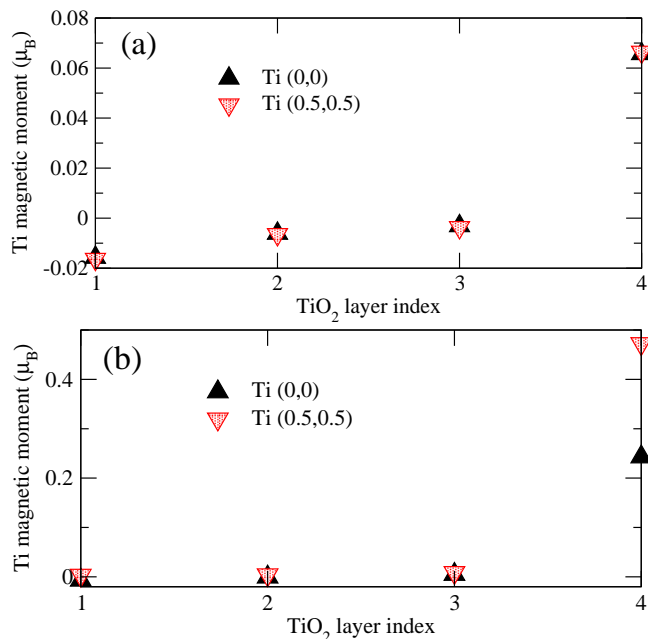


FIG. 3: Magnetic moments of Ti atoms in different TiO_2 layers in the $(3.5 \text{ uc})\text{SrTiO}_3/(4 \text{ uc})\text{LaAlO}_3$ structures for the pure system (a) and for the structure with one O-vacancy in the interfacial TiO_2 layer (b). The black up and red down triangles correspond to the two Ti atoms with the planar coordinates (0,0) and (0.5a, 0.5a) in a doubled unit cell of SrTiO_3 . The TiO_2 layer 4 is the layer next to the interface.

The situation with O-vacancies at the interface is different. An oxygen vacancy adds two extra electrons at the interface to preserve charge neutrality. As shown below, this enhances the charge density and as a consequence the DOS at the Fermi energy, which favors the exchange splitting of the spin bands and hence stabilizes a ferromagnetic order.

To analyze the magnetic properties of the LAO/STO heterostructures with O-vacancies we introduce supercells shown in Fig. 1(b). Here the structure in the (x, y) -plane corresponds to a (2×1) supercell which has the size $2a_{\text{STO}}$ in the x - and a_{STO} in the y -direction. An O-vacancy is modelled by eliminating oxygen atom in the center of the interfacial plaquette Ti_2O_4 . Two extra electrons released by the absent oxygen atom are most likely localized in the vicinity of the O-vacancy as found for CaO by Elfimov *et al.* [12].

As compared to the pure system, in the oxygen-deficient system the Ti magnetic moments increase by an order of magnitude at the interfacial TiO_2 -plane (see Fig. 3(b)). The magnetic moment of the Ti atoms next to the O-vacancy is $\sim 0.4 \mu_B$ and that of the more distant $\text{Ti}(0,0)$ atoms at the interfacial plane is $\sim 0.2 \mu_B$. Needless to say, the concentration of O-vacancies in these model structures is far higher than in the experimentally investigated heterostructures. Nevertheless, it is evident that a triplet coupling is induced between the nearest-

neighbor Ti sites and that ferromagnetism is enhanced in O-vacancy rich regions of the interfacial plane. It is therefore expected that areas with an increased density of oxygen vacancies allow for the formation of ferromagnetic puddles. Their respective collective magnetic moments are a likely candidate for the source of the superparamagnetic behavior observed by torque magnetometry [7].

The ferromagnetic ordering can be examined in the framework of a Stoner model for ferromagnetism. This model treats the stabilization of the ferromagnetic state as a result of the difference between the reduction of the Coulomb interaction for the $3d$ electrons with parallel spins of neighbouring Ti ions and the increase of the kinetic energy caused by the widening of the $3d$ -bands for the electrons of the same spin [22]. The condition for the appearance of ferromagnetism is based on the Stoner criterion $I\rho(\varepsilon_F) > 1$, where $I = \Delta/m$, Δ is the exchange splitting energy and m is the magnetic moment of Ti in the ferromagnetic state (per μ_B); $\rho(\varepsilon_F)$ is the paramagnetic density of states at the Fermi level. The parameters appearing in the Stoner criterion are derived from the results of the GGA-calculations and presented in Table I. The Stoner condition is satisfied irrespective of the thickness of the STO-layer, which implies that the ferromagnetic state is favourable in these systems although the magnetic moment and exchange splitting slightly decrease with increasing STO thickness. The excess $3d$ charge in the vacancy-doped supercells leads to a substantial increase of $\rho(\varepsilon_F)$ up to $\sim 1.5 - 1.8 \text{ eV}^{-1}$ as compared to the pure systems with $\rho(\varepsilon_F) \approx 0.7 \text{ eV}^{-1}$. The enhanced $\rho(\varepsilon_F)$ contributes to the strong increase of the Ti magnetic moments in the oxygen-deficient systems.

O-vacancies strongly influence the electronic structure of the Ti $3d$ states: the excess charge originating from the eliminated O atom in the interfacial TiO_2 plane leads to a redistribution in the occupancy of the five $3d$ orbitals. The contribution of the $3d e_g$ orbitals to the magnetic moment formation is rather insignificant. In contrast, a substantial amount of the excess electron charge is transferred to the t_{2g} spin-up orbitals (Fig. 4). The increase of the $3d_{xy}$ -occupancy is strongest (see the spin-up t_{2g} -peak in the energy range between -1 eV and 0 in Fig. 4). Also the $3d_{yz}$ orbitals contribute sizably, whereas the magnetic moment from the $3d_{xz}$ states is minor. In a (2×1) -unit

TABLE I: Calculated magnetic moments of interface Ti ions nearest to the O-vacancy, the exchange splitting (Δ) and the parameter $I\rho(\varepsilon_F)$ of the Stoner criterion for $(\text{LaAlO}_3)_4/(\text{SrTiO}_3)_n$ heterostructures with different n .

n	$m_{\text{Ti}}(\mu_B)$	$\Delta(\text{eV})$	$I\rho(\varepsilon_F)$
1.5	0.53	0.56	1.55
2.5	0.46	0.50	2.10
3.5	0.47	0.50	1.87

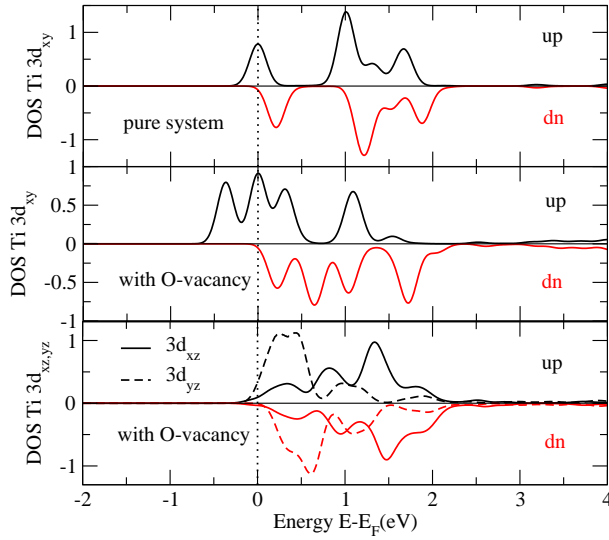


FIG. 4: Projected DOS for $3d$ (t_{2g}) states of the interfacial Ti in the supercell containing 4 unit cell-thick LaAlO_3 layer and 3.5-unit cells thick SrTiO_3 layer. DOS in the pure system and in the system with one O-vacancy (25%) per supercell area in the interfacial TiO_2 -layer are shown for comparison. The vertical grey line denotes the Fermi level.

cell, the location of the O-vacancy along the y -direction between the two Ti-atoms (see Fig. 1(b)) leads to symmetry breaking, splitting the two t_{2g} ($3d_{yz}$ and $3d_{xz}$) orbitals, and to the subsequent increase of the occupancy on the $3d_{yz}$ spin-up orbital (see bottom panel of Fig. 4). Due to the random distribution of O-vacancies along the x - and y -directions in LAO/STO samples, the electron charge is assumed to occupy both, the $3d_{yz}$ and the $3d_{xz}$ state—yet the dominant contribution to the magnetic moment has to be ascribed to the $3d_{xy}$ spin-up occupancy.

Recent studies of the LAO/STO interfaces distinguish two different types of charge carriers in terms of the interfacial localized Ti $3d$ electrons and the mobile $3d_{xy}$ electrons of several distant Ti layers [10], or they relate magnetism to the interfacial electrons produced by the electronic reconstruction and associate superconductivity to the charge carriers induced by O-vacancies [6]. Our findings open a new perspective: both the magnetism and the superconductivity are due to the interfacial Ti $3d$ electrons but the magnetism is a result of the spin splitting of the populated electronic states induced by O-vacancies, while the metallic behavior of the interface results from the 2D electron gas caused by the electronic reconstruction. The metallic state has been related to a superconducting state below 300 mK and the predicted scenario suggests that the corresponding charge carriers move in regions of small or vanishing O-vacancy concentrations.

The authors acknowledge helpful discussions with R. Ashoori, S.S. Jaswal, Lu Li, L. Klein, I.V. Sta-

syuk, and S. Seri. This work was supported by the DFG (TRR 80), the EC (oxIDes), Nebraska MRSEC (NSF DMR-0820521), NSF-EPSCoR (EPS-1010674) and the Ministry of Education and Science of Ukraine (Grant No. 0110U001091). Financial support from the CFI, NSERC, CRC, and the Max Planck-UBC Centre for Quantum Materials are gratefully acknowledged. Grants of computer time from the Leibniz-Rechenzentrum München through the HLRB project h1181 are thankfully acknowledged.

-
- [1] A. Ohtomo and H. Hwang, *Nature* **427**, 423 (2004).
 - [2] M. Breitschaft *et al.*, *Phys. Rev. B* **81** 153414 (2010).
 - [3] H. W. Jang *et al.*, *Science* **886**, 331 (2011).
 - [4] N. Reyren *et al.*, *Science* **317**, 1196 (2007).
 - [5] A. Brinkman *et al.*, *Nature Materials*, **6**, 493 (2007).
 - [6] D. A. Dikin *et al.*, arXiv:cond-mat/1103.4006.
 - [7] Lu Li, C. Richter, J. Mannhart, and R.C. Ashoori, arXiv:cond-mat/1105.0235.
 - [8] S.S.A. Seo *et al.*, *Appl. Phys. Lett.* **95**, 082107 (2009).
 - [9] T. Fix *et al.*, *Phys. Rev. Lett.* **103**, 166802 (2009).
 - [10] Z.S. Popovic, S. Satpathy, and R.M. Martin, *Phys. Rev. Lett.* **101**, 256801 (2008).
 - [11] Ariando *et al.*, *Nature Communications* **2**:188, doi:10.1038/ncomms1192 (2011).
 - [12] I. S. Elfimov, S. Yunoki, and G. A. Sawatzky, *Phys. Rev. Lett.* **89**, 216403 (2002).
 - [13] B. Lau, M. Berciu, and G. A. Sawatzky, *Phys. Rev. Lett.* (in press).
 - [14] R. Pentcheva and W.E. Pickett, *Phys. Rev. B* **74** 035112 (2006).
 - [15] R. Pentcheva and W.E. Pickett, *Phys. Rev. Lett.* **102**, 107602 (2009).
 - [16] N. Pavlenko and T. Kopp, *Surf. Sci.* **605**, 1114 (2011).
 - [17] Z.S. Popovic and S. Satpathy, *Phys. Rev. Lett.* **94**, 176805 (2005).
 - [18] S. Okamoto, A.J. Millis, and N.A. Spaldin, *Phys. Rev. Lett.* **97**, 056802 (2006).
 - [19] J. Lee and A.A. Demkov, *Phys. Rev. B* **78**, 193104 (2008).
 - [20] K. Janicka, J.P. Velev, and E.Y. Tsymbal, *Phys. Rev. Lett.* **102**, 106803 (2009).
 - [21] I. Gonzales, S. Okamoto, S. Yunoki, A. Moreo, and E. Dagotto, *J. Phys.: Condens. Matter* **20**, 264002 (2008).
 - [22] K. Janicka, J.P. Velev, and E.Y. Tsymbal, *J. Appl. Phys.* **103**, 07B508 (2008).
 - [23] Z. Zhong and P.J. Kelly, *Eur. Phys. Lett.* **84**, 27001 (2008).
 - [24] G. Herranz *et al.*, *Phys. Rev. Lett.* **98**, 216803 (2007).
 - [25] A. Kalabukhov *et al.*, *Phys. Rev. B* **75**, 121404(R) (2007).
 - [26] J.P. Perdew, S. Burke, and M. Ernzerhof, *Phys. Rev. Lett.* **77** 3865 (1996).
 - [27] P. Giannozzi *et al.*, *J. Phys.: Condens. Matter* **21**, 395502 (2008).
 - [28] Blaha P, Schwarz K, Madsen G K H, Kvasnicka D, and Luitz J 2001 *WIEN2K, An Augmented Plane Wave + Local Orbitals Program for Calculating Crystal Properties*, (Wien: TU Wien, Austria).