

Berry Phase and Pseudospin Winding Number in Bilayer Graphene

Cheol-Hwan Park* and Nicola Marzari

*Department of Materials Science and Engineering,
Massachusetts Institute of Technology, Cambridge, Massachusetts 02139, USA
Department of Materials, University of Oxford, Oxford OX1 3PH, UK*

(Dated: February 6, 2019)

Ever since the novel quantum Hall effect in bilayer graphene was discovered, and explained by a Berry phase of 2π [K. S. Novoselov *et al.*, “Unconventional quantum Hall effect and Berry’s phase of 2π in bilayer graphene”, *Nature Phys.* **2**, 177 (2006)], it has been widely accepted that the low-energy electronic wavefunction in this system is described by a non-trivial Berry phase of 2π , different from the zero phase of a conventional two-dimensional electron gas. Here, we show that (i) the relevant Berry phase for bilayer graphene is the same as that for a conventional two-dimensional electron gas and that (ii) what is actually observed in the quantum Hall measurements is not the absolute value of the Berry phase but the pseudospin winding number.

A conventional two-dimensional electron gas (2DEG) under a high magnetic field and low temperature shows a quantized Hall conductance $\sigma_{xy} = n e^2/h$ per spin degree of freedom where n is an integer, e the charge of an electron, and h Planck’s constant [1]. For graphene, it has been predicted that the Hall conductance per spin and valley degrees of freedom [Fig. 1(a)] is $\sigma_{xy} = (n + 1/2) e^2/h$ [2–4], and this prediction has then been proven by experiments performed on mechanically exfoliated samples [5, 6]. Such half-integer quantum Hall effect is the most decisive evidence that the sample is actually a single atomic layer of carbon atoms effectively decoupled from the substrate, and is a direct manifestation of a non-trivial Berry phase of π in the electron wavefunction [5, 6]. (This half-integer quantum Hall effect is different from the fractional quantum Hall effect in graphene [7–10].) Half-integer quantum Hall effect has been observed in graphene epitaxially grown on the carbon-rich surface [11] and the silicon-rich surface [12–14] of silicon carbide or in graphene grown by chemical vapor deposition [15].

When a second layer is added — thus forming bilayer graphene [Fig. 1(a)] — the electronic structure changes

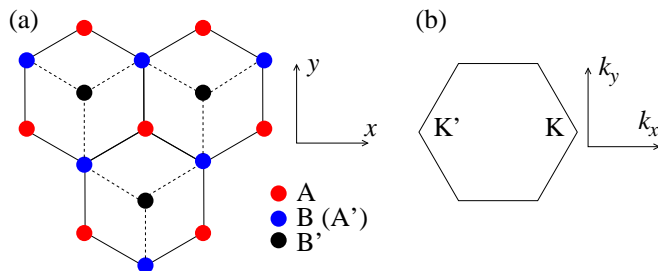


FIG. 1: (a) Schematic representation of graphene and bilayer graphene. For graphene, the carbon atoms belong only to the two A and B sublattices. (b) The Brillouin zone of graphene and bilayer graphene. The positions of the K and K’ points are $(\frac{4\pi}{3a}, 0)$ and $(-\frac{4\pi}{3a}, 0)$, respectively, where a is the lattice parameter.

dramatically. The dispersion for low-energy quasiparticles in graphene is linear [Fig. 2(a)], whereas in bilayer graphene it becomes quadratic [Fig. 2(b)]. The quantum Hall conductance in bilayer graphene has been theoretically predicted [16], and experimentally verified (again by using mechanically exfoliated samples) [17] to be $\sigma_{xy} = n e^2/h$ per spin and valley degrees of freedom. This is very similar to the case of a conventional 2DEG, but, very significantly, with no plateau at $n = 0$. This novel quantum Hall effect in bilayer graphene has been explained by the appearance of a non-trivial Berry phase of 2π in the electronic wavefunction [16, 17], different from the case of a conventional 2DEG. These pioneering studies [16, 17] have significantly influenced the community working on the novel physics of graphene nanostructures, and the concept of a non-trivial Berry phase in the electronic wavefunction of bilayer graphene has been commonly accepted thereafter.

In this paper, we show that the Berry phase in the electronic wavefunction of bilayer graphene is equivalent to that of a conventional 2DEG (i.e., 0) by adopting simple arguments on the gauge freedom of electronic wavefunctions. We then reinterpret the original experimental results [17], arguing that the fundamental difference between the electronic wavefunctions in a conventional 2DEG and those in bilayer graphene is not the absolute value of the Berry phase but the *pseudospin winding number*, i.e., how many times the pseudospin vector — the vector representing the relative phase on the two different sublattices of carbon atoms [18] [see lower panels of Figs. 2(a) and 2(b), and Eqs. (3) and (8)] — rotates when the electronic wavevector undergoes one full rotation around the Dirac point [Figs. 1(b) and 3]. We note that the physics of winding number has already been successfully applied to explain the polarization dependence of the intensity pattern of angle-resolved photoemission spectroscopy data both for graphene and for bilayer graphene [19].

For electrons in a periodic system, the Berry phase is a phase acquired by the wavefunction over the course of

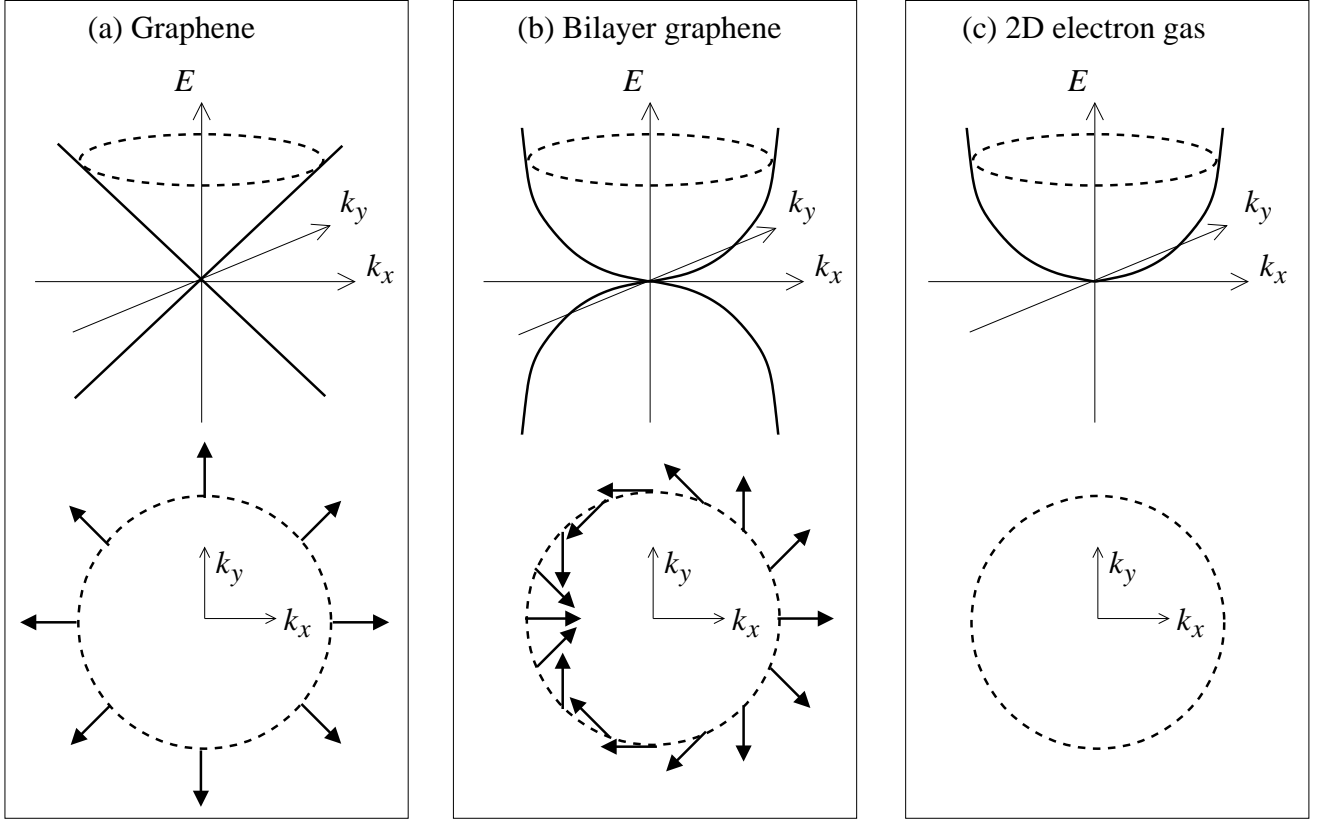


FIG. 2: (a) Upper panel: Energy dispersions for low-energy electrons in graphene. Lower panel: Pseudospin distribution for electronic eigenstates in graphene on an equi-energy contour specified by the dashed curve in the upper panel. The arrows represent the direction of pseudospin. Here, we consider the electronic states with wavevectors near the Dirac point K. (b) and (c): Similar quantities as in (a) for bilayer graphene and a conventional 2DEG, respectively. Note that the electrons in a 2DEG have an energy minimum at the center of the Brillouin zone and do not have a pseudospin degree of freedom.

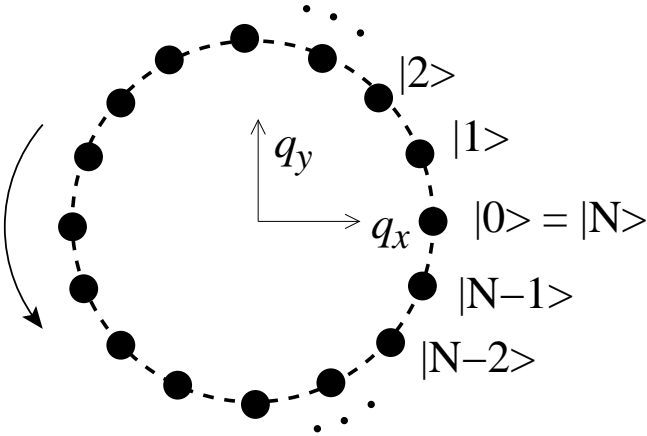


FIG. 3: Schematics of electronic eigenstates in graphene or multi-layer graphene on an equi-energy contour with a wavevector around the Dirac point K. We define $\mathbf{q} = \mathbf{k} - \mathbf{K}$ where \mathbf{k} is the 2D Bloch wavevector. If we start from the state $|0\rangle$, we end up with the state $|N\rangle$ after a complete counter-clockwise rotation along the contour ($|N\rangle = |0\rangle$). Here, the evolving parameter is \mathbf{q} .

a cyclic evolution of the Hamiltonian - such concept has had a fundamental role in developing the modern theory of polarization [20, 21] and of magnetization [22, 23].

The evolving parameter that we consider here is the two-dimensional (2D) Bloch wavevector $\mathbf{k} = (k_x, k_y)$. The Berry phase Γ described in the wavevector evolution of Fig. 3 is given by

$$\Gamma = -i \lim_{N \rightarrow \infty} \sum_{j=0}^{N-1} \log \langle j | j+1 \rangle, \quad (1)$$

where $|N\rangle = |0\rangle$; here, \mathbf{k} is determined by the state index j .

For graphene, let us consider the case where \mathbf{k} is very close to the Dirac point K [Fig. 1(b)], and define $\mathbf{q} = \mathbf{k} - \mathbf{K}$ ($|\mathbf{q}| \ll |\mathbf{K}|$). Then, if we use a basis set composed of the Bloch sums of p_z orbitals localized on the two sublattices A and B [Fig. 1(a)], the effective Hamiltonian reads [18]

$$H_{\text{mono}}(\mathbf{q}) = \hbar v_0 q \begin{pmatrix} 0 & \exp(-i\theta_{\mathbf{q}}) \\ \exp(i\theta_{\mathbf{q}}) & 0 \end{pmatrix}, \quad (2)$$

where v_0 is the band velocity and $\theta_{\mathbf{q}}$ the angle between \mathbf{q} and the $+k_x$ direction. The energy eigenvalue and wavefunction of Eq. (2) are given by $E_{s\mathbf{q}}^{\text{mono}} = \hbar v_0 s |\mathbf{q}|$ and

$$|\psi_{s\mathbf{q}}^{\text{mono}}\rangle = \frac{1}{\sqrt{2}} \begin{pmatrix} 1 \\ s e^{i\theta_{\mathbf{q}}} \end{pmatrix}, \quad (3)$$

respectively, where $s = \pm 1$ is the band index. As shown before [24], the Berry phase Γ_{mono} of the electron wavefunction in graphene when the Bloch wavevector undergoes a full rotation around the Dirac point (Fig. 3) can be obtained from Eq. (1):

$$\begin{aligned} \Gamma_{\text{mono}} &= -i \lim_{N \rightarrow \infty} \sum_{j=0}^{N-1} \log \left(\frac{1 + \exp[i(\theta_{j+1} - \theta_j)]}{2} \right) \\ &= -i \int_0^{2\pi} d\theta \frac{i}{2} \\ &= \pi, \end{aligned} \quad (4)$$

where we have substituted \mathbf{q} by the corresponding state index j ($j = 0, 1, 2, \dots, N-1$) as shown in Fig. 3.

Now we show that Eq. (1) is not affected by an arbitrary phase factor of each electronic wavefunction. Suppose that we use a new form of an electron wavefunction in graphene

$$\begin{aligned} |\psi_{s,j}^{\text{mono}}\rangle' &= e^{-i\theta_j/2} |\psi_{s,j}^{\text{mono}}\rangle \\ &= \frac{1}{\sqrt{2}} \begin{pmatrix} e^{-i\theta_j/2} \\ s e^{i\theta_j/2} \end{pmatrix}, \end{aligned} \quad (5)$$

for $j = 0, 1, \dots, N-1$, and of course $|\psi_{s,N}^{\text{mono}}\rangle' = |\psi_{s,0}^{\text{mono}}\rangle'$ (Fig. 3). Then the Berry phase Γ'_{mono} is given by

$$\begin{aligned} \Gamma'_{\text{mono}} &= -i \lim_{N \rightarrow \infty} \left\{ \log \langle \psi_{s,N-1}^{\text{mono}} | \psi_{s,0}^{\text{mono}} \rangle' \right. \\ &\quad \left. + \sum_{j=0}^{N-2} \log \left(\frac{e^{-i(\theta_{j+1}-\theta_j)/2} + e^{i(\theta_{j+1}-\theta_j)/2}}{2} \right) \right\} \\ &= -i \left\{ i\pi + \int_0^{2\pi} d\theta 0 \right\} \\ &= \pi, \end{aligned} \quad (6)$$

i.e., we obtain the same result as in Eq. (4). Physical reason for this invariance of the Berry phase with respect to an arbitrary gauge phase of each electronic state evaluated from Eq. (1) is that each state appears twice (once as a bra state and once as a ket state), thus cancelling any arbitrary phase in each wavefunction. Since the Berry phase obtained from Eq. (1) is *not* affected by any arbitrary phase of each state $|j\rangle$, we can choose for convenience a gauge such that the state varies smoothly over the course of parameter evolution for convenience.

Similarly, if we use a basis set composed of Bloch sums of localized Wannier-like p_z orbitals on each of the two sublattices A and B' [Fig. 1(a)] [25], and consider only

the nearest-neighbor intra-layer hopping and vertical interlayer hopping (characterized by the hopping integral t_{\perp}) processes, the effective Hamiltonian is [17]

$$H_{\text{bi}}(\mathbf{q}) = -\frac{\hbar^2 q^2}{2m^*} \begin{pmatrix} 0 & \exp(-2i\theta_{\mathbf{q}}) \\ \exp(2i\theta_{\mathbf{q}}) & 0 \end{pmatrix}, \quad (7)$$

where $m^* = 3a^2 t_{\perp}/8v_0^2$ is the effective mass and a the lattice parameter. The energy eigenvalue and wavefunction of Eq. (7) are given by $E_{s\mathbf{q}}^{\text{bi}} = s \hbar^2 q^2/2m^*$ and

$$|\psi_{s\mathbf{q}}^{\text{bi}}\rangle = \frac{1}{\sqrt{2}} \begin{pmatrix} 1 \\ -s e^{2i\theta_{\mathbf{q}}} \end{pmatrix}, \quad (8)$$

respectively ($s = \pm 1$). The Berry phase Γ_{bi} of the electron wavefunction in bilayer graphene can again be obtained from Eq. (1):

$$\begin{aligned} \Gamma_{\text{bi}} &= -i \lim_{N \rightarrow \infty} \sum_{j=0}^{N-1} \log \left(\frac{1 + \exp[2i(\theta_{j+1} - \theta_j)]}{2} \right) \\ &= -i \int_0^{2\pi} d\theta i \\ &= 2\pi, \end{aligned} \quad (9)$$

which is the result of previous studies [16, 17].

Now we consider another form of the wavefunction

$$|\psi_{s\mathbf{q}}^{\text{bi}}\rangle' = \frac{1}{\sqrt{2}} \begin{pmatrix} e^{-i\theta_{\mathbf{q}}} \\ -s e^{i\theta_{\mathbf{q}}} \end{pmatrix}, \quad (10)$$

whose only difference from the original one is the constant overall phase ($|\psi_{s\mathbf{q}}^{\text{bi}}\rangle' = e^{-i\theta_{\mathbf{q}}} |\psi_{s\mathbf{q}}^{\text{bi}}\rangle$). Moreover, both the original [Eq. (8)] and new [Eq. (10)] wavefunctions satisfy the gauge condition that the wavefunction varies smoothly in the course of cyclic evolution. The Berry phase Γ'_{bi} for $|\psi_{s\mathbf{q}}^{\text{bi}}\rangle'$ evaluated from Eq. (1) is, now

$$\Gamma'_{\text{bi}} = 0; \quad (11)$$

in other words, *the Berry phase in the electronic wavefunction of bilayer graphene is the same as that in a conventional 2DEG.*

In fact, the Berry phase of an electronic wavefunction in bilayer graphene evaluated from Eq. (1) can be $2m\pi$, with any arbitrary integer m . [Similarly, Berry phase for graphene obtained from Eq. (1) can be $(2m+1)\pi$, with any arbitrary integer m .] This statement is related also to the well known application of Berry phase physics to the modern theory of polarization [20, 21], according to which the electrical polarization in a periodic system can only be determined modulo $e\mathbf{R}/\Omega$, where \mathbf{R} is a lattice vector and Ω the unit cell volume.

However, these considerations do not mean that there is no qualitative difference between the electronic eigenstates in bilayer graphene and those in a conventional 2DEG. Indeed, a new phenomenon in bilayer graphene

was predicted [16] and observed [17], where the step size at charge neutrality point in the quantum Hall conductance σ_{xy} in bilayer graphene is $2e^2/h$ per spin and valley degrees of freedom and not e^2/h as in a conventional 2DEG. We reinterpret this result as a direct manifestation of the *pseudospin winding number*, and explain this in the following.

For an electronic state whose wavefunction can be defined as a two-component spinor, as in graphene [Eq. (3)] or in bilayer graphene [Eq. (8)], a 2D pseudospin vector can be defined from the relative phase of the two components [17, 18]. Figures 2(a) and 2(b) show the pseudospin vector for electronic wavefunctions in graphene and in bilayer graphene, respectively. The pseudospin winding number n_w is then defined as the number of rotations that a pseudospin vector undergoes when the electronic wavevector rotates fully one time around the Dirac point: it is immediate to see from Figs. 2(a) and 2(b) that n_w is 1 in graphene and 2 in bilayer graphene.

The low-energy effective Hamiltonian of a graphene multilayer, with n layers and ABC stacking, is [26]

$$H_n(\mathbf{q}) \propto q^n \begin{pmatrix} 0 & \exp(-ni\theta_{\mathbf{q}}) \\ \exp(ni\theta_{\mathbf{q}}) & 0 \end{pmatrix}. \quad (12)$$

Eigenvalues and eigenfunctions of Eq. (12) are given by $E_{s\mathbf{q}}^n \propto s q^n$ and

$$|\psi_{s\mathbf{q}}^n\rangle = \frac{1}{\sqrt{2}} \begin{pmatrix} 1 \\ -s e^{ni\theta_{\mathbf{q}}} \end{pmatrix} \quad (13)$$

respectively ($s = \pm 1$). Thus, the pseudospin winding number n_w of the eigenstate in Eq. (12) is n .

It has been shown (Supplementary Information of Ref. [17]) that a system described by Eq. (12) has a quantum Hall conductance step at the charge neutrality point of size $n e^2/h$ per spin and valley degrees of freedom. Our interpretation is that what we learn from a measured step size $n e^2/h$ per spin and valley degrees of freedom [17] is not the “absolute” value of the Berry phase ($\Gamma = n\pi$) but the pseudospin winding number ($n_w = n$). [The quantum Hall conductance step, which has been correctly obtained in Ref. [17] from Eq. (12), does not need a Berry phase of $\Gamma = n\pi$ for its explanation.] In other words, the size of the quantum Hall conductance step at the charge neutrality point is connected directly to the pseudospin winding number and not to the absolute value of the Berry phase.

On the other hand, the Berry phase still determines the shift of the plateaus; with integer and half-integer quantum Hall effects for $\Gamma = 0$ and $\Gamma = \pi$, respectively [5, 6, 24]. The former and the latter correspond to multi-layer graphene with even and odd number of layers, respectively [26]. It has been recently shown within a semiclassical theory that the so-called topological part of

the Berry phase, which is determined by the pseudospin winding number, is responsible for this shift [27].

A direct manifestation of the physics of pseudospin winding number has already (and first) been provided by angle-resolved photoemission spectroscopy [19], where it has been shown that when the in-plane component of the light polarization is rotated by an angle α , the constant-energy photoemission intensity distribution arising from the low-energy states rotates around the Dirac point by $2\alpha/n_w$ ($n_w \geq 1$) [19]. Those examples tell us that the pseudospin winding number not only is an important physical concept but can also be *directly* measured.

In conclusion, we have shown that the Berry phase of the low-energy quasiparticle wavefunction of bilayer graphene is the same as that of a conventional two-dimensional electron gas, and that the fundamental difference between the two systems is the pseudospin winding number. This result not only allows to reinterpret experimental and theoretical studies related to the Berry phase in graphene nanostructures, but could also play a role in discovering novel physics in these fascinating materials.

We thank Steven G. Louie, Alessandra Lanzara, Choonkyu Hwang, and Davide Ceresoli for fruitful discussions, and Intel Corporation for support (CHP).

* Electronic address: chpark77@mit.edu

- [1] K. von Klitzing, G. Dorda, and M. Pepper, Phys. Rev. Lett. **45**, 494 (1980).
- [2] Y. Zheng and T. Ando, Phys. Rev. B **65**, 245420 (2002).
- [3] V. P. Gusynin and S. G. Sharapov, Phys. Rev. Lett. **95**, 146801 (2005).
- [4] N. M. R. Peres, F. Guinea, and A. H. Castro Neto, Ann. Phys. **321**, 1559 (2006).
- [5] K. S. Novoselov, A. K. Geim, S. V. Morozov, D. Jiang, M. I. Katsnelson, I. V. Grigorieva, S. V. Dubonos, and A. A. Firsov, Nature **438**, 197 (2005).
- [6] Y. Zhang, J. W. Tan, H. L. Stormer, and P. Kim, Nature **438**, 201 (2005).
- [7] X. Du, I. Skachko, F. Duerr, A. Luican, and E. Y. Andrei, Nature **462**, 192 (2009).
- [8] K. I. Bolotin, F. Ghahari, M. D. Shulman, H. L. Stormer, and P. Kim, Nature **462**, 196 (2009).
- [9] F. Ghahari, Y. Zhao, P. Cadden-Zimansky, K. Bolotin, and P. Kim, Phys. Rev. Lett. **106**, 046801 (2011).
- [10] C. R. Dean, A. F. Young, P. Cadden-Zimansky, L. Wang, H. Ren, K. Watanabe, T. Taniguchi, P. Kim, J. Hone, and K. L. Shepard, arXiv:1010.1179, Nature Phys., *in press*.
- [11] X. Wu, Y. Hu, M. Ruan, N. K. Madiomanana, J. Hankinson, M. Sprinkle, C. Berger, and W. A. de Heer, Appl. Phys. Lett. **95**, 223108 (2009).
- [12] T. Shen, J. J. Gu, M. Xu, Y. Q. Wu, M. L. Bolen, M. A. Capano, L. W. Engel, and P. D. Ye, Appl. Phys. Lett. **95**, 172105 (2009).
- [13] A. Tzalenchuk, S. Lara-Avila, A. Kalaboukhov, S. Pao-lillo, M. Syvajarvi, R. Yakimova, O. Kazakova, J. J. B.

- M., V. Fal'ko, and S. Kubatkin, *Nat. Nanotechnol.* **5**, 186 (2010).
- [14] J. Jobst, D. Waldmann, F. Speck, R. Hirner, D. K. Maude, T. Seyller, and H. B. Weber, *Phys. Rev. B* **81**, 195434 (2010).
 - [15] K. S. Kim, Y. Zhao, H. Jang, S. Y. Lee, J. M. Kim, K. S. Kim, J.-H. Ahn, P. Kim, J.-Y. Choi, and B. H. Hong, *Nature* **457**, 706 (2009).
 - [16] E. McCann and V. I. Fal'ko, *Phys. Rev. Lett.* **96**, 086805 (2006).
 - [17] K. S. Novoselov, E. McCann, S. V. Morozov, V. I. Fal'ko, M. I. Katsnelson, U. Zeitler, D. Jiang, F. Schedin, and A. K. Geim, *Nat Phys* **2**, 177 (2006).
 - [18] P. R. Wallace, *Phys. Rev.* **71**, 622 (1947).
 - [19] C. Hwang, C.-H. Park, D. A. Siegel, A. V. Fedorov, S. G. Louie, and A. Lanzara, submitted.
 - [20] R. D. King-Smith and D. Vanderbilt, *Phys. Rev. B* **47**, 1651 (1993).
 - [21] R. Resta, *Rev. Mod. Phys.* **66**, 899 (1994).
 - [22] T. Thonhauser, D. Ceresoli, D. Vanderbilt, and R. Resta, *Phys. Rev. Lett.* **95**, 137205 (2005).
 - [23] D. Ceresoli, T. Thonhauser, D. Vanderbilt, and R. Resta, *Phys. Rev. B* **74**, 024408 (2006).
 - [24] T. Ando, T. Nakanishi, and R. Saito, *J. Phys. Soc. Jpn* **67**, 2857 (1998).
 - [25] Y.-S. Lee, M. B. Nardelli, and N. Marzari, *Phys. Rev. Lett.* **95**, 076804 (2005).
 - [26] H. Min and A. H. MacDonald, *Phys. Rev. B* **77**, 155416 (2008).
 - [27] J. N. Fuchs, F. Pichon, M. O. Goerbig, and G. Montambaux, *Eur. Phys. J. B* **77**, 351 (2010).