

Coupled Graphical Models and Their Thresholds

S. Hamed Hassani, Nicolas Macris and Ruediger Urbanke
 Laboratory for Communication Theory
 School of Computer and Communication Science
 Ecole Polytechnique Fédérale de Lausanne
 EPFL-IC-LTHC-Station 14, CH-1015 Lausanne, Switzerland
 Email: {hamed.hassani, nicolas.macris, ruediger.urbanke}@epfl.ch

arXiv:1105.0785v1 [cs.IT] 4 May 2011

Abstract—The excellent performance of convolutional low-density parity-check codes is the result of the spatial coupling of individual underlying codes across a window of growing size, but much smaller than the length of the individual codes. Remarkably, the belief-propagation threshold of the coupled ensemble is boosted to the maximum-a-posteriori one of the individual system. We investigate the generality of this phenomenon beyond coding theory: we couple general graphical models into a one-dimensional chain of large individual systems. For the later we take the Curie-Weiss, random field Curie-Weiss, K -satisfiability, and Q -coloring models. We always find, based on analytical as well as numerical calculations, that the message passing thresholds of the coupled systems come very close to the static ones of the individual models. The remarkable properties of convolutional low-density parity-check codes are a manifestation of this very general phenomenon.

I. INTRODUCTION

Convolutional low-density parity-check (LDPC) codes initially introduced by Felström and Zigangirov [1] have been recognized to have excellent performance, and have spurred a large body of work (see [2], [3], [4], [5] and references in [6]). A complete mathematical analysis of the mechanism which operates behind these constructions has been achieved recently [6] for the binary erasure channel (BEC). Convolutional LDPC ensembles are constructed by coupling together, across a window of finite width, copies of a standard individual LDPC ensemble into a one dimensional chain. In order to successfully decode, one typically “terminates” the chain by assuming that the codebits at the two ends of the chain are known to the decoder.

The natural thresholds involved are ϵ_{BP} , ϵ_{MAP} for the belief propagation (BP) and maximum-a-posteriori (MAP) decoders of the individual LDPC ensemble and the ones of the coupled ensemble $\epsilon_{BP}^{\text{coupled}}$, $\epsilon_{MAP}^{\text{coupled}}$. When the length of the chain tends to infinity, $\epsilon_{MAP}^{\text{coupled}} \rightarrow \epsilon_{MAP}$ from above. But the main reason for the success of convolutional LDPC ensembles is that as the width of the window increases (the size of the individual ensemble and the length of the chain being already very large) $\epsilon_{BP}^{\text{coupled}} \rightarrow \epsilon_{MAP}$. In fact more is true. Figure 1 shows (BEC channel) how the EBP EXIT curves of chain ensembles of various lengths, approach the MAP EXIT curve of the individual ensemble [6]. In the limit, the difference between the two curves is indistinguishable even for a small coupling width. These features have also been observed, and partially proved, for general channels, and provide a new way

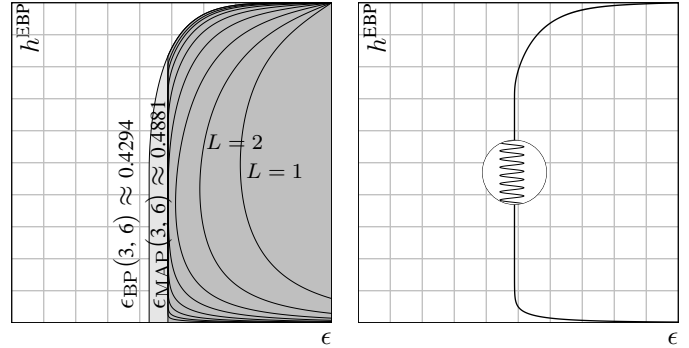


Fig. 1. Taken from [6]. *Left*: EBP EXIT curves of the ensemble $(3, 6, L)$, $L = 1, 2, 4, \dots, 128$ and nearest neighbor coupling. The light/dark gray areas mark the interior of the BP/MAP EXIT function of the underlying $(3, 6)$ -regular ensemble. *Right*: circle shows a magnified portion of the EBP EXIT curve for the $(3, 6, 32)$ ensemble. The horizontal magnification is 10^3 .

to construct capacity achieving codes.

In this paper we show that the mechanism that is at work is very natural and general. We investigate a wide variety of individual graphical models that we couple together to form a one dimensional chain with appropriate boundary conditions. The individual models include the Curie-Weiss (CW) and random field Curie-Weiss (RFCW) models of statistical mechanics, which are defined on the complete graph, as well as constraint satisfaction problems such as K -SAT (K satisfiability) and Q -COL (Q coloring) formulated on random sparse graphs. As will be argued later, the underlying graph should be “infinite dimensional” so that the individual system displays a “mean field” behaviour. We provide analytical arguments as well as numerical evidence that in all these cases, as the width of the coupling increases, the message passing threshold of the chain comes close - in fact converges - to the static threshold of the individual system.

We first discuss the coupled CW models which can be solved, to a large extent, by explicit analytical calculations and thus provide a nice pedagogic illustration of the main mechanisms. We then turn to the more difficult constraint satisfaction problems.

II. COUPLED MODELS ON COMPLETE GRAPHS

The CW model is perhaps the simplest mean field model. It consists of an Ising system of N spins $s_i = \pm 1$ attached to the vertices of a complete graph. The Hamiltonian function is

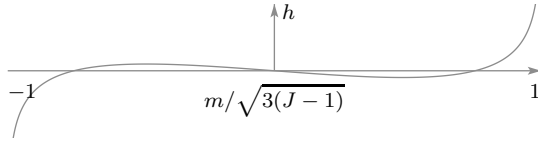


Fig. 2. Van der Waals curve for the CW model at $J = 1.1$. The static phase transition threshold given by the Maxwell construction is $h_s = 0$. The local maximum and minimum at heights $\pm h_{it}$ are iterative thresholds.

$H_N(\underline{s}) = -\frac{J}{N} \sum_{\langle i,j \rangle} s_i s_j$ where $J > 0$ and the sum carries over all $\frac{N(N-1)}{2}$ edges $\langle i,j \rangle$ of the graph.

The easiest way to solve this model is to consider the canonical ensemble in which the free energy is $\Phi(m) = -\lim_{N \rightarrow +\infty} \frac{1}{N} \ln Z_N(m)$, with the canonical partition function $Z_N(m)$ equal to the sum of the Gibbs weights $\exp(-H(\underline{s}))$ over all spin configurations with their magnetization fixed to mN , i.e. $\sum_{i=1}^N s_i = mN$. A standard calculation gives (up to an irrelevant constant) $\Phi(m) = -\frac{J}{2}m^2 - \mathcal{H}(m)$ where the first term is the internal energy of the spin configurations and the second one is the contribution from their entropy $\mathcal{H}(m) = -\frac{1+m}{2} \ln \frac{1+m}{2} - \frac{1-m}{2} \ln \frac{1-m}{2}$. Here $\Phi(m)$ is not convex because of the non local interaction, and the thermal equilibrium (Helmoltz) free energy is given by the convex hull of $\Phi(m)$. From the thermodynamic relation between the magnetic field and the magnetization $h = \frac{\partial \Phi(m)}{\partial m}$ one gets the so-called Van der Waals curve (see figure 2)

$$h = -Jm + \frac{1}{2} \ln \frac{1+m}{1-m}, \quad (1)$$

which is equivalent to the CW equation $m = \tanh(Jm + h)$. The isotherm (i.e. the relation between the magnetic field and the magnetization at thermal equilibrium) is not given by the full Van der Waals curve but by the Maxwell equal area construction which yields $h_s = 0$ for the phase transition threshold. The part of the Van der Waals curve not on the isotherm describes metastable and unstable states of the system.

The CW equation can also be obtained in the grand-canonical ensemble where the magnetic field h is fixed and the total magnetization is allowed to fluctuate. One then finds that the Gibbs grand-potential (or "pressure") is given by a variational expression $\min_m (\Phi(m) - hm)$. The minimizer satisfies the CW equation with m now interpreted as the average magnetization for a fixed magnetic field h .

One may solve iteratively the CW equation for m . When $h > h_{it} > 0$ (see fig. 2) one finds a unique branch of solutions (global minimizer of $\Phi(m) - hm$). For $h_{it} > h > 0$ there appear two new solutions: the leftmost solution on fig. 2 (local minimizer) and the middle solution on fig. 2 (local maximizer). Physically the global minimizer corresponds to a thermal equilibrium state, and the local minimizer (resp. maximizer) correspond to metastable (resp. unstable) states. For $h < 0$ the situation is symmetrical.

The analogy with coding concepts basically goes as follows. The magnetic field h is a control parameter analogous to the channel noise ϵ , the Gibbs grand-potential is the input-output

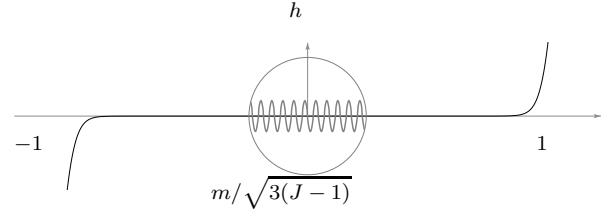


Fig. 3. Van der Waals curve for the coupled CW model with $L = 25$, $J = 1.1$ and $w = 1$ (nearest neighbor coupling). In the circle the vertical magnification is 10^4 . The iterative threshold nearly coincides with $h_s = 0$.

entropy, the CW equation is the analog of the density evolution fixed point equation, the Van der Waals curve the analog of the EBP GEXIT curve, the iterative threshold h_{it} corresponds to ϵ_{BP} and the static threshold $h_s = 0$ corresponds to ϵ_{MAP} .

A. Chain of Coupled Curie-Weiss Systems

Consider now $2L + 1$ copies of the CW system labeled by their "positions" z . Thus at position z we have a complete graph with N vertices and spins s_{iz} attached to them. Each spin at a given position $z \in \{-L + w, \dots, +L - w\}$ is coupled to $N - 1$ spins at the same position with a coupling of strength $\frac{J}{2wN}$ and to $2wN$ spins located at positions $z - w, \dots, -1, +1, \dots, z + w$ with couplings of strength $\frac{J}{4wN}$. Thus the overall coupling of one spin to the rest of the system is J when $N \rightarrow +\infty$, just as in the uncoupled system. Close to the boundary, for $z \in \{-L, \dots, -L + w - 1\}$ (resp. $\{L - w + 1, \dots, L\}$) we set couplings towards the left (resp. right) equal to zero and set those to the right (resp. left) equal to $\frac{J}{2wN}$. The Hamiltonian of the model can be written as

$$H_{N,L}(\underline{s}) = -\frac{J}{2wN} \sum_{z=-L}^L \sum_{\langle i,j \rangle} s_{iz} s_{jz} - \frac{J}{4wN} \sum_{z=-L+w}^L \sum_{k=1}^w \sum_{i,j=1}^N s_{i,z-k} s_{jz}.$$

This is supplemented by a boundary condition: for $z \in \{-L, \dots, -L + w - 1\}$ (resp. $\{L - w + 1, \dots, L\}$) the local magnetizations are fixed to $\sum_i s_{iz} = m_-(h)$ (resp. $m_+(h)$), where $m_{\pm}(h)$ are the two locally stable solutions of the CW equation. In particular, for $|h| > h_{it}$ they are equal (since (1) has a unique solution) and for $h = h_s = 0$ they are opposite.

This model can be solved exactly either in the canonical or in the grand-canonical ensembles, although the later is technically more convenient. Let $m(z)$ be the average local magnetization $m(z) = \langle \frac{1}{N} \sum_{i=1}^N s_{iz} \rangle_{N,L}$ where $\langle \cdot \rangle_{N,L}$ is the average performed with the grand-canonical Gibbs weights $\exp(-H_{N,L}(\underline{s}) + h \sum_{i,z} s_{iz})$. One can derive the following generalization of (1) for $z = -L + w, \dots, L - w$

$$h = -\frac{J}{4} \frac{D^2}{Dz^2} m(z) - Jm(z) + \frac{1}{2} \ln \frac{1+m(z)}{1-m(z)}, \quad (2)$$

where $\frac{D^2}{Dz^2}$ is a finite difference operator,

$$\frac{D^2}{Dz^2} m(z) = \frac{1}{w} \sum_{k=1}^w (m(z-k) - 2m(z) + m(z+k)).$$

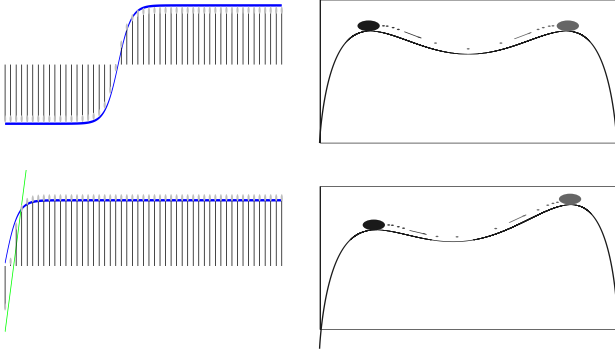


Fig. 4. *Top left:* a kink profile for $L = 25$, $J = 1.1$, $h = 0$; bars are the numerical solution $m(z)$ ($z \in \{-25, \dots, +25\}$) and the continuous blue line is the analytical approximation. *Top right:* a ball rolling in the inverted potential $\Phi_h(m)$ (vertical axis), m is the position of the ball (horizontal axis). The initial and final velocities are zero and the transition from one maximum to the other takes an infinite time. *Bottom left:* profile for $L = 25$, $J = 1.1$, $h = 0.55$; bars are the numerical solution. The continuous blue curve is an analytical approximation valid for $z \gg -L$, the green segment an analytical approximation valid for z near $-L$. *Bottom right:* the ball starts from the local maximum with enough initial kinetic energy in order to climb on the right maximum of the inverted potential.

The solution of (2) supplemented with the boundary conditions $m(z) = m_-(h)$ for $z \in \{-L, \dots, -L + w - 1\}$ and $m(z) = m_+(h)$ for $z \in \{L - w + 1, \dots, L\}$ yields the magnetization profile of the chain. Once this profile is known one can obtain the Van der Waals curve by inverting the relation

$$m = \frac{1}{2L+1} \sum_{z=-L}^L m(z). \quad (3)$$

As shown in figure 3 this curve has the same characteristics as the GEXIT curve of convolutional LDPC codes. As L increases the curve becomes almost equal to the Maxwell isotherm, already for $w = 1$. The wiggles correspond to transitions between stable kink states (see top left in figure 4). As w increases one observes that the amplitude of the wiggles diminishes rapidly.

Figure 4 depicts the profiles $m(z)$ obtained for $L = 25$, $w = 1$, $J = 1.1$. For $h = 0$ one finds approximately 50 stable kink solutions of finite width with a center fixed by m as it varies in the region of the wiggles; the figure shows a kink corresponding to $m = 0$. For $h = 0.55$ the stable solution of the individual system constitutes the major part of the profile.

1) *A mechanical analogy:* The nature of the solutions $m(z)$ can be understood qualitatively as follows. Defining $\Phi_h(m) = -\Phi(m) + hm$ relation (2) can be rewritten as

$$\frac{J}{4} \frac{D^2}{Dz^2} m(z) = -\frac{d}{dm(z)} \Phi_h(m(z)).$$

This is a discrete Newton equation for a ball of mass $\frac{J}{4}$ rolling in an *inverted* potential $\Phi_h(m)$ (see figure 4). Here $z \in \{-L, \dots, L\}$ is time and $m(z)$ is the position of the ball. We do not solve the equation of motion for fixed initial position and velocity as is usual in mechanics, but rather for given boundary conditions: we ask that at time $-L$ the ball is at position m_- (on the left maximum of the inverted

potential) and at time $+L$ it ends up at position m_+ (on the right maximum). For $h = 0$ the initial and final potential energies are the same so that the ball must start and finish with infinitesimal velocity. The ball departs from the left maximum after an infinite amount of time, rolls through the minimum in a finite amount of time, and then climbs to the right maximum in an infinite amount of time. The instant of departure of the ball is determined by the "average position" m , equ. (3). On the other hand for $h \neq 0$ the ball starts on the left with finite velocity such that its initial kinetic energy exactly equals the difference in potential energy between the two maxima, because it has to end up on the right with zero velocity. The ball immediately departs from the left, rolls through the minimum in a finite amount of time, and then climbs towards the right maximum in an infinite amount of time. This picture can be confirmed by an explicit analytical solution of the continuum version where time z is continuous and the finite difference operator is replaced by a second derivative with respect to time. This calculation yields the following approximation for the profile when $h = 0$,

$$m(z) \approx \sqrt{3(J-1)} \tanh\left\{\frac{L}{w} \sqrt{\frac{2(J-1)}{J}} \left(\frac{z}{L} + \frac{m}{\sqrt{3(J-1)}}\right)\right\}.$$

This can be shown to be exact in an appropriate scaling limit. For $h \neq 0$ one can also derive separate analytical approximations valid for $z \approx -L$ and $z \gg -L$.

B. Chain of Random-Field Curie Weiss Systems

When an LDPC code is viewed as a spin system the channel outputs play the role of a random magnetic field that is added to the Hamiltonian. This is our motivation to consider the RFCW model and check that the general picture of the previous paragraph still holds. The RFCW model is defined by adding a contribution $-\sum_{iz} H_{iz} s_{iz}$ to the Hamiltonian where H_{iz} are i.i.d random variables with a well behaved symmetric density $\mathbf{E}[H_{iz}] = 0$. A generalized form of coupled Curie-Weiss equations determines a profile for the expected value of the magnetization and a Van der Waals curve can again be defined from (3). Numerical solutions display the same features as in the deterministic case. We do not give more details here due to lack of space.

III. COUPLED CONSTRAINT SATISFACTION MODELS

We now turn to a much more challenging class of models, namely constraint satisfaction models defined on random sparse graphs, and focus on two paradigms, K -satisfiability and Q -coloring. Both models display a static sat-unsat phase transition as a function of a control parameter¹ p : for $p < p_s$ one finds exponentially many solutions satisfying *all* constraints (sat phase), while for $p > p_s$ no such solutions exist (unsat phase). This is the prediction of the zero temperature cavity method applied to locally tree like graphs [7]. Within this formalism the sat and unsat phases are the

¹As we will see, for K -SAT $p = \alpha$ the clause density and for Q -COL $p = c$ where c/N is the probability that an edge is present.

globally stable solutions of a set of fixed point equations called survey propagation (SP) equations. SP equations are a set of message passing equations - which may also be viewed as BP equations associated to a “derived graphical model” - where the messages are probabilities attached to the edges of the graph. The sat phase is associated to a *trivial* fixed point solution² that exists for all p . To find the other solutions one solves the SP equations iteratively and it turns out that when p crosses p_{SP} ($p_{\text{SP}} \leq p_s$), called the SP threshold, non trivial fixed points appear. In $[p_{\text{SP}}, p_s]$ the geometry of the space of solutions is non trivial and may display various other thresholds, a question that we do not address here.

We will show, both numerically and analytically (in large K and Q regimes) that coupling again leads to the boosting of the message passing threshold $p_{\text{SP}}^{\text{coupled}} \rightarrow p_s$. As expected one also finds $p_s^{\text{coupled}} \rightarrow p_s$. It is natural to conjecture that other thresholds of the coupled model that may exist in $[p_{\text{SP}}^{\text{coupled}}, p_s^{\text{coupled}}]$ also tend to p_s .

A. K -Satisfiability

1) *General formalism:* Consider a general but fixed bipartite graph G with variable nodes $\{i, j, \dots\}$, clause nodes $\{a, b, \dots\}$, and edges connecting only variable to clause nodes. Edges come in two versions, dashed or full. Dashed edges are marked with $J_{ia} = 1$ and full ones with $J_{ia} = -1$. The set of neighboring nodes of a (resp. i) is called V_a (resp. V_i). Boolean variables $x_i \in \{0, 1\}$ are assigned to variable nodes and a clause a is said to be satisfied iff $\bigvee_{i \in V_a} x_i^{J_{ia}} = 1$, where $x_i^{+1} = x_i$ and $x_i^{-1} = \bar{x}_i$. A satisfying assignment is one that satisfies all clauses simultaneously $\bigwedge_a (\bigvee_{i \in V_a} x_i^{J_{ia}}) = 1$. Note that this model can easily be cast in Hamiltonian form in terms of Ising spins.

We briefly explain the content of SP message passing equations. Here we adopt the formalism of [8]. If a is unsatisfied by all variables in $V_a \setminus i$ then it sends a “warning” to i with probability $\eta_{a \rightarrow i}$. This is computed from other probabilities sent to a by nodes $j \in V_a \setminus i$. Consider the warnings received by j from clauses $b \in V_j \setminus a$. These come in two categories: those that are “impeding a ” and those that are “supporting a ”. A warning received by j impedes a when the edges ($b \rightarrow j$; $j \rightarrow a$) are (dashed; full) or (full; dashed) because j will obviously not be able to satisfy both a and b . On the other hand if the edges ($b \rightarrow j$; $j \rightarrow a$) are (dashed; dashed) or (full; full) the warning received by j supports a . Let $\pi_{j \rightarrow a}^+$ (resp. $\pi_{j \rightarrow a}^-$) be the probabilities that j receives no supporting (resp. no impeding) warning. We have:

$$\begin{aligned} \pi_{j \rightarrow a}^\pm &= \prod_{b \in V_a \setminus i} (1 - \eta_{b \rightarrow j}), & j \in V_a \setminus i \\ \eta_{a \rightarrow i} &= \prod_{j \in V_a \setminus i} \frac{\pi_{j \rightarrow a}^+ (1 - \pi_{j \rightarrow a}^-)}{\pi_{j \rightarrow a}^+ + \pi_{j \rightarrow a}^- - \pi_{j \rightarrow a}^+ \pi_{j \rightarrow a}^-} \end{aligned}$$

The two disjoint sets V_{ia}^+ (resp. V_{ia}^-) are such that edges ($b \rightarrow j$; $j \rightarrow a$) are of the same (resp. different) type.

²Strictly speaking one looks at the fixed point equation satisfied by the probability densities of the messages.

2) *Coupled K -SAT:* We apply this formalism to graphs that are instances of a coupled ensemble. At each position $z = -L - w + 1, \dots, L + w - 1$ we lay down sets of clauses a_z and variable nodes i_z whose cardinalities have ratio α . Each clause a_z has K emanating edges. Each edge connects to a node at position $z + k$, call it i_{z+k} , where k is picked uniformly at random in $0, \dots, w - 1$ and then i_{z+k} is picked uniformly at random from nodes at the position $z + k$. An edge is then turned into dashed or full with probability $\frac{1}{2}$. Note that the degree of the clauses is equal to K and the one of the variable nodes is $\text{Poisson}(\alpha K)$. Note also that for $w = 1$ we recover the usual uncoupled K -sat graphs.

The distributional equations associated with the message passing system are solved iteratively by a sampled density evolution or population dynamics method. It is convenient to work with the entropic variables $\phi = -\ln(1 - \eta)$ and $x^\pm = -\ln \pi^\pm$. There always exist a trivial fixed point $\mathbf{E}[\phi] = 0$ corresponding to a vanishing “warning entropy”. Below a threshold $\alpha_{\text{SP}}^{\text{coupled}}$ this is the unique fixed point, and non trivial solutions for the warning entropy appear above this threshold. Let us list some of our numerical observations. For $K = 3$ we have $\alpha_{\text{SP}} = 3.93$, $\alpha_s = 4.266$ and $\alpha_{\text{SP}}^{\text{coupled}}(L = 30, w = 3) = 4.270$, $\alpha_{\text{SP}}^{\text{coupled}}(L = 40, w = 3) = 4.268$. For $K = 4$ we have $\alpha_{\text{SP}} = 8.3$, $\alpha_s = 9.931$ and $\alpha_{\text{SP}}^{\text{coupled}}(L = 30, w = 3) = 9.935$, $\alpha_{\text{SP}}^{\text{coupled}}(L = 50, w = 3) = 9.932$. The message passing threshold of the chain comes very close to α_s already for small values of w .

3) *Large K -limit:* For the uncoupled system in this limit $\alpha_s = 2^K \ln 2 - \frac{1 + \ln 2}{2}$ and $\alpha_{\text{SP}} = \frac{2^K}{K} (\ln K + \ln \ln K + 1 - \ln 2 + O(\frac{\ln \ln K}{\ln K}))$ [8]. Thus we set $\alpha = 2^K \hat{\alpha}$, and take K large while w and L are kept fixed. In terms of the entropic variables the message passing equations become sums with $O(K)$ terms and one can reasonably assume that their distribution is picked on their average values. Using this approximation we find for $z \in -L, \dots, L$

$$\varphi(z) = \hat{\alpha} K \left\{ \frac{1}{w} \sum_{k=0}^{w-1} \frac{e^{\frac{1}{w} \sum_{j=0}^{w-1} \varphi(z-j+k)} - 1}{e^{\frac{1}{w} \sum_{j=0}^{w-1} \varphi(z-j+k)} - \frac{1}{2}} \right\}^{K-1}$$

where $\varphi(z) = 2^{K-1} \hat{\alpha} K \mathbf{E}[\phi_z]$ is the scaled warning entropy emanating from nodes at position z . For $w = 1$ we get the equation satisfied by the individual uncoupled system, namely $\varphi = \hat{\alpha} K \left\{ \frac{e^\varphi - 1}{e^\varphi - \frac{1}{2}} \right\}^{K-1}$. This equation is the analog of the Van der Waals curve (1) (or EBP GEXIT function), and serves to fix the boundary conditions in the set of coupled equations. Given α , for $z \notin \{-L, \dots, L\}$ we fix $\varphi(z)$ to the trivial fixed point solution on the left and to the other non-trivial globally stable fixed point on the right. The Van der Waals curve for the coupled system is given here by the plot of $\hat{\alpha}$ as a function of φ where $\varphi = \frac{1}{2L+1} \sum_{z=-L}^L \varphi_z$ (see figure 5 for numerical solutions).

B. Q -Coloring

In the Q -coloring problem one assigns colors among $\{1, \dots, Q\}$ to all the vertices of a graph. Assignments such that any pair of adjacent nodes have different colors are called

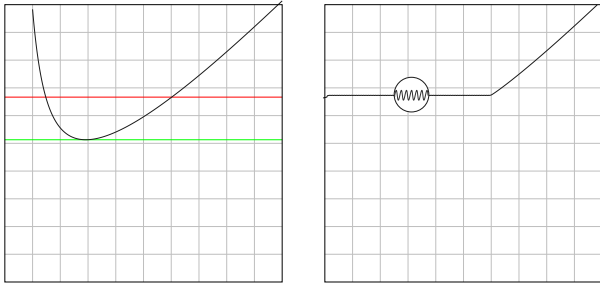


Fig. 5. VdW curves for 5-SAT. Vertical axis is $\hat{\alpha}$ and horizontal axis is the average warning entropy. *Left:* uncoupled 5-SAT; the upper red line is at $\hat{\alpha}_s = \ln 2 - \frac{1+\ln 2}{64} \approx 0.6666$ and the lower green line is at $\alpha_{SP} \approx 0.5129$. *Right:* ($L = 50, w = 3$). In the circle the vertical magnification is 10^2 . There are approximately 100 wiggles corresponding to transitions between kink states for the profile of the warning entropy. As w increases their amplitude rapidly diminishes.

satisfying assignments. The problem is equivalent to the Potts model Hamiltonian at zero temperature and it has been analyzed by the cavity method for instances of Erdős-Rényi random graphs [9]. This leads to a set of SP equations.

We analyze the SP equations for an ensemble of Erdős-Rényi graphs coupled into a one dimensional chain. At each position $z \in \{-L, \dots, L\}$ place a collection of vertices $i_z \in \{1, \dots, N\}$. Now for each pair of positions such that $|z_1 - z_2| \leq 2w$ (we allow $z_1 = z_2$) consider all pairs of distinct vertices $i_{z_1} j_{z_2}$ and connect them with an edge, with probability $\frac{c}{2w+1} \frac{1}{N}$. Given a position z in the bulk and a vertex i_z there are $d_{i_z} \sim \text{Poisson}(c)$ outgoing edges all connected to vertices that are at positions in the window $\{z - w, \dots, z + w\}$. The case $w = 0$ corresponds to the individual uncoupled system.

The system displays phase transitions as a function of the graph density c with the same numerical features as in K -SAT. An analytical analysis for the limit of large Q confirms the numerical findings.

IV. DISCUSSION

In the usual paradigms of statistical mechanics, LDPC and other coding constructions, or random constraint satisfaction problems, one looks at the macroscopic behavior of *large assemblies of interacting microscopic systems*. Here we look at the behavior of *large assemblies of mean field macroscopic systems coupled into a one-dimensional chain*. The equilibrium phases of the individual system are forced to coexist by the boundary conditions. This generates the kink solutions that appear as stable solutions of the fixed point equations describing the chain. It is the stability of these solutions that implies the saturation of the dynamic threshold of the coupled ensemble to the static one of the single system. Clearly this mechanism can work out only if the single system has no spatial or finite-dimensional geometrical structure (i.e. is mean field). Indeed any system defined on \mathbf{Z}^d can be thought as a coupled chain of systems on \mathbf{Z}^{d-1} ; but we know that the phenomenon of threshold saturation does not occur for such systems (e.g. finite dimensional Ising models).

Our systems are a hybrid between mean field models and Kac models. In Kac models degrees of freedom (e.g. spins,

atomic positions) live in a finite dimensional space and interact via a finite range pair potential, whose length scale is sent to infinity while its intensity is sent to zero in a proper way. In the limit, the Kac model Hamiltonian loses all trace of spatial structure and becomes mean field (e.g. it may resemble the CW Hamiltonian). But because the free energy of a system with local potential has to be convex, the free energy of the Kac model is still convex in the limit. This means that it will be given exactly by the Maxwell construction (or convex hull) applied to the one of the mean field limiting Hamiltonian. This was proven in the classic work [10]. Now, the convolutional LDPC ensembles, as well as the other models discussed in this note, have Hamiltonians that are already mean field in the direction "perpendicular" to the chain, and have a Kac interaction of width $O(w)$ along the direction "parallel" to the chain. Thus one would expect that as w grows the GEXIT/Van der Waals curves of the coupled chain comes close to the Maxwell construction for the limiting model. And since the limiting model is "just a bigger" uncoupled model, the GEXIT/Van der Waals curve of the coupled system should converge to that of the individual mean field system. These arguments show that threshold saturation should be expected.

Clearly there are many open questions that are worth investigating. Here let us just mention possible connections with coarse grained theories of interfaces, coupled map systems, discrete soliton equations, and perhaps most importantly algorithmic implications of the phenomenon of threshold saturation.

ACKNOWLEDGMENTS

We acknowledge instructive discussions with S. Kudekar, and A. Montanari. The work of S. H. Hassani was supported by grant no 200021-121903 of the Swiss National Science Foundation.

REFERENCES

- [1] A. J. Felstrom, K. S. Zizangirov, "Time-varying periodic convolutional codes with low density parity check matrix" in *IEEE Trans. Inform. Theory*, vol 45, no. 5 pp.2181-2190 (1999).
- [2] K. Engdahl, K. S. Zizangirov, "On the theory of low density convolutional codes I", in *Problemy Peredachi Informatsii*, vol 35, no. 4, pp. 295-310 (1999).
- [3] M. Lentmaier, D. V. Truhachev, K. S. Zizangirov, "To the theory of low-density convolutional codes ii", in *Probl. Inf. Transm.* vol 37, no. 4, pp. 288-306 (2001).
- [4] R. M. Tanner, D. Sridhara, A. Sridhara, T. E. Fuja, D. J. Costello, "Ldpc block and convolutional codes based on circulant matrices", in *IEEE Trans. Inform. Theory*, vol 50, no. 12 pp. 2966-2984 (2004).
- [5] M. Lentmaier, G. P. Fettweis, K. S. Zizangirov, D. J. Costello, "Approaching capacity with asymptotically regular ldpc codes", in *Information theory and Applications*, San Diego, USA, Feb (2009), pp. 173-177.
- [6] S. Kudekar, T. Richardson, R. Urbanke, "Threshold saturation via spatial coupling: why convolutional LDPC ensembles perform so well over the BEC", *Proc. ISIT* (2010) pp. 684-688; and in arXiv:1001.1826 (cs.IT).
- [7] M. Mézard, G. Parisi, "The cavity method at zero temperature", in *J. Stat. Phys* vol 111(1-2) pp. 1-34 (2003).
- [8] S. Mertens, M. Mézard, R. Zecchina, "Threshold values of random K-SAT from the cavity method", in *Rand. Struct. and Algorithms*, vol 28, pp. 340-373 (2006).
- [9] R. Mulet, A. Pagnani, M. Weigt, R. Zecchina, "Coloring random graphs", in *Phys. rev. Lett* vol 89, no. 26, pp. 268701-1-4 (2002)
- [10] J. L. Lebowitz, O. Penrose, "Rigorous Treatment of the Van Der Waals-Maxwell Theory of the Liquid-Vapor Transition", in *J. Math. Phys* vol 7, pp. 98-113 (1966).