

Charge transfer through single molecule contacts: How reliable are rate descriptions?

D. Kast,* L. Kecke, and J. Ankerhold

Universität Ulm, Institut für Theoretische Physik, Albert-Einstein-Allee 11, 89069 Ulm, Germany

(Dated: December 4, 2018)

Background: The trend to fabricate electrical circuits on nanoscale dimensions has led to impressive progress in the field of molecular electronics in the last decade. A theoretical description of molecular contacts as the building blocks of future devices is challenging though as it has to combine properties of Fermi liquids in the leads with charge and phonon degrees of freedom on the molecule. Apart from ab initio schemes for specific set-ups, generic models reveal characteristics of transport processes. Particularly appealing are descriptions based on transfer rates successfully used in other contexts such as mesoscopic physics and intramolecular electron transfer. However, a detailed analysis of this scheme in comparison with numerically exact data is elusive yet.

Results: It turns out that a formulation in terms of transfer rates provides a quantitatively accurate description even in domains of parameter space where in a strict sense it is expected to fail, e.g. for lower temperatures. Typically, intramolecular phonons are distributed according to a voltage driven steady state that can only roughly be captured by a thermal distribution with an effective elevated temperature (heating). An extension of a master equation for the charge-phonon complex to include effectively the impact of off-diagonal elements of the reduced density matrix provides very accurate data even for stronger electron-phonon coupling.

Conclusion: Rate descriptions and master equations offer a versatile instrument to describe and understand charge transfer processes through molecular junctions. They are computationally orders of magnitudes less expensive than elaborate numerical simulations that, however, provide exact data as benchmarks. Adjustable parameters obtained e.g. from ab initio calculations allow for the treatment of various realizations. Even though not as rigorously formulated as e.g. nonequilibrium Greens function methods, they are conceptually simpler, more flexible for extensions, and from a practical point of view provide accurate results as long as strong quantum correlations do not modify properties of relevant sub-units substantially.

I. INTRODUCTION

Electrical devices on the nanoscale have received substantial interest in the last decade [1]. Impressive progress has been achieved in contacting single molecules or molecular aggregates with normal-conducting or even superconducting metallic leads [2, 3]. The objective is to exploit nonlinear transport properties of molecular junctions as the elementary units for a future molecular electronics. While the first experimental set-ups have been operated at room temperature, meanwhile low temperatures down to the millikelvin range, the typical regime for devices in mesoscopic solid state physics, are accessible (see e.g. [4–6]). This allows for detailed studies of phenomena such as inelastic charge transfer due to molecular vibrations [7–9], voltage driven conformational changes of the molecular backbone [10], Kondo physics [11], and Andreev reflections [6] to name but a few.

These developments have been accompanied by efforts to advance theoretical approaches in order to obtain an understanding of generic physical processes on the one hand and to arrive at a tool to quantitatively describe and predict experimental data. For this purpose, basically two strategies have been followed. One is based on ab initio schemes that have been successfully employed

for isolated molecular structures as e.g. density functional theory (DFT). Combining DFT with nonequilibrium Greens functions (NEGF) allows to capture essential properties for junctions with specific molecular structures and geometries [2, 3, 12, 13]. This provides insight in electronic formations along contacted molecules and gives at least qualitatively correct results for currents and differential conductances. However, a quantitative description on the level of accuracy known from conventional mesoscopic devices seems out of reach yet. Further, these methods are not able to capture phenomena due to strong correlations such as e.g. Kondo resonances.

Thus, an alternative route, mainly inspired by solid state methodologies, starts with simplified models that are assumed to cover relevant physical features. The intention then is to reveal fundamental processes characteristic for molecular electronics that give a qualitative description of observations from realistic samples, but provide also the basis for a proper design of molecular junctions to exploit these processes. Information about specific molecular set-ups appears merely in form of parameters which offers a large amount of flexibility. In general, to attack the respective many body problems, perturbative schemes have been applied, the most powerful of which are nonequilibrium Greens functions [14, 15]. Conceptually simpler, easier to implement, and often better revealing the physics are treatments in terms of master or rate equations. Being approximations to the NEGF frame in certain ranges of parameters space, they

*Electronic address: denis.kast@uni-ulm.de

sometimes lack the strictness of perturbation series, but have been extensively employed for mesoscopic devices [16] and quantitatively often provide data of at least similar accuracy. Roughly speaking, these schemes apply as long as quantum correlations between relevant sub-units of the full compound are sufficiently weak [15]. Physically, it places charge transfer through molecular contacts in the context of inelastic charge transfer through ultra-small metallic contacts (dynamical Coulomb blockade [17]) and in the context of solvent or vibronic mediated intramolecular charge transfer (Marcus theory) [18–20].

While rate descriptions have been developed in a variety of formulations before [21–28], the performance of such a framework in comparison with numerically exact data has not been addressed yet. The reason for that is simple: a numerical method which provides numerically exact data in most ranges of parameters space (temperature, coupling strength, etc.) has been successfully implemented only very recently in form of a diagrammatic Monte Carlo approach [29]. Path integral Monte Carlo methods have been used previously for intramolecular charge transfer in complex aggregates [18, 19] in a variety of situations including correlated [30] and externally driven transfer [31] and, of particular relevance for the present work, transfer in presence of prominent phonon modes [32].

The goal of the present work is to study a simple yet highly non-trivial set-up, namely, a molecular contact with a single molecular level coupled to a prominent vibronic mode (phonon) which itself may or may not be embedded in a bosonic heat bath. We develop rate descriptions of various complexity, place them into the context of NEGF, and compare them with exact data. The essence of this study is, astonishingly enough, that rate theory provides quantitatively accurate results for mean currents over very broad ranges of parameter space, even in domains where they are not expected to be reliable.

II. RESULTS AND DISCUSSION

In Sec. II A we define the model and the basic ingredients for a perturbative treatment. A formulation which closely follows the $P(E)$ -theory for dynamical Coulomb blockade is discussed in Sec. II B. Nonequilibrium effects in the stationary phonon distribution are analyzed in Sec. II C based on a dynamical formulation of charge and phonon degrees of freedom. The presence of a secondary bath is incorporated in Sec. II D together with an improved treatment of the dot-lead coupling, which is exact for vanishing electron-phonon interaction. The comparison with numerically exact data and a detailed discussion is given in Sec. II E.

A. Model

We start with the minimal model of a molecular contact consisting of a single electronic level coupled to fermionic reservoirs, where a prominent internal molecular phonon mode interacting with the excess charge is described by a harmonic degree of freedom (cf. Fig. 1) [15, 33, 34]. Neglecting spin degrees of freedom the total compound is thus described by

$$\begin{aligned} H &= H_{L/R} + H_T + H_D + H_{D,Ph} + H_{Ph} \\ &= \sum_{\alpha=L,R; k} \epsilon_{k,\alpha} c_{k,\alpha}^\dagger c_{k,\alpha} + \sum_{\alpha=L,R; k} (T_{k,\alpha} c_{k,\alpha}^\dagger d + h.c.) \\ &\quad + \epsilon_D d^\dagger d + \frac{p_0^2}{2m} + \frac{m\omega_0^2}{2} (x_0 + l_0 d^\dagger d)^2 \end{aligned} \quad (1)$$

Here, the $T_{k,\alpha}$ denote tunnel couplings between dot level and reservoir α and $l_0 = M_0 \sqrt{2/\hbar\omega_0^3 m}$ contains the coupling M_0 between excess charge and phonon mode. An external voltage V across the contact is applied symmetrically around the Fermi level such that $\epsilon_{k,\alpha} = \epsilon_0(k) + \mu_\alpha$ with the bare electronic dispersion relation $\epsilon_0(k)$ and chemical potentials $\mu_L = +eV/2$, $\mu_R = -eV/2$. Below, this model will be further extended to include the embedding of the prominent mode into a large reservoir of residual molecular and/or solvent degrees of freedom acting as a heat bath. Qualitatively, since the dot occupation $d^\dagger d$ can only take the values $q = 0, 1$, the sub-unit $H_D + H_{D,Ph} + H_{Ph}$ describes a two state system coupled to a harmonic mode (spin-boson model [20]). Depending on the charge state of the dot the phonon mode is subject to potentials $V_q(x_0) = (m\omega_0^2/2)(x_0 + l_0 q)^2$. Now, the presence of the leads acts (for finite voltages) as an external driving force to alternately charging ($q = 1$) and discharging ($q = 0$) the dot, thus switching alternately between V_0 and V_1 for the phonon mode. The classical energy needed to reorganize the phonon is the so-called reorganization energy $\Lambda = V_1(0) - V_0(0) = M_0^2/\hbar\omega_0$. Quantum mechanically, the phonon mode may also tunnel through the energy barrier located around $x_0 = -l_0/2$ separating the minima of $V_{0,1}$.

It is convenient to work with dressed electronic states on the dot and thus to apply a polaron transformation generating the shift l_0 in the oscillator coordinate associated with a charge transfer process, i.e.,

$$U = \exp\left(-i \frac{p_0 l_0}{\hbar} d^\dagger d\right) \quad (2)$$

with momentum operator $p_0 = i\sqrt{\hbar m\omega_0/2}(b_0^\dagger - b_0)$ where b_0^\dagger, b_0 are creation and annihilation operators of the phonon mode, respectively. We mention in passing that complementary to the situation here, the theory of dynamical Coulomb blockade in ultra-small metallic contacts is based on a transformation which generates a shift in momentum (charge) rather than position [17]. Now, the electron-phonon interaction is completely absorbed in the tunnel part of the Hamiltonian,

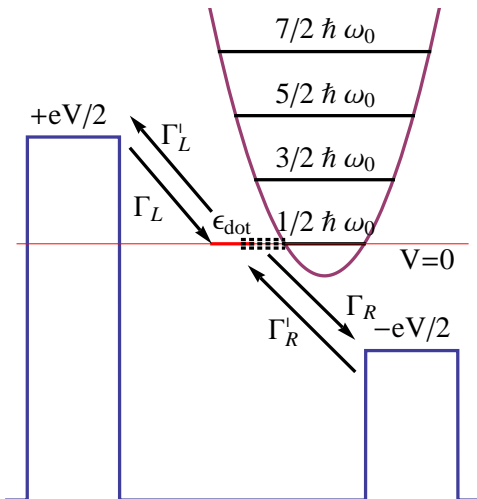


FIG. 1: Single charge transfer through a molecular contact consisting of a single electronic level coupled to a harmonic phonon mode and contacted to metallic leads. Forward (no prime) and backward (with prime) rates are the basic ingredients for the approximate treatment, see text for details.

thus capturing the cooperative effect of charge tunneling onto the dot and phonon excitation in the molecule, i.e. $\tilde{H} = H_{L/R} + H_D + \tilde{H}_{Ph} + \tilde{H}_T$ with

$$\begin{aligned} \tilde{H}_{Ph} &= \hbar\omega_0 \left(b_0^\dagger b_0 + \frac{1}{2} \right) \\ \tilde{H}_T &= \sum_{\alpha=L,R; k} T_{k,\alpha} c_{k,\alpha}^\dagger d \exp\left(\frac{i}{\hbar} p_0 l_0\right) + h.c. \end{aligned} \quad (3)$$

Single charge tunneling through the device can be captured formally exactly under weak conditions (e.g. instantaneous equilibration in the leads during charge transfer) within the Meir-Wingreen formulation based on nonequilibrium Greens functions [14, 15]. For the current voltage characteristics one finds

$$I(V) = \frac{4e}{\hbar} \int d\epsilon \frac{\Sigma_L \Sigma_R}{\Sigma_L + \Sigma_R} \left[f_\beta \left(\epsilon - \frac{eV}{2} \right) - f_\beta \left(\epsilon + \frac{eV}{2} \right) \right] \times [iG^>(\epsilon) - iG^<(\epsilon)] \quad (4)$$

with energy dependent lead self-energies $\Sigma_\alpha(\epsilon) = 2\pi \sum_k |T_{k,\alpha}|^2 \delta(\epsilon - \epsilon_k)$ and with the Fourier transforms of the time dependent Greens functions $G^<(t) = i\langle d^\dagger d(t) \rangle$ and $G^>(t) = -i\langle d(t) d^\dagger \rangle$. Upon applying the polaron transformation (2), one has

$$\begin{aligned} \tilde{G}^<(t) &= i \left\langle d^\dagger e^{-\frac{i}{\hbar} p_0 l_0} e^{\frac{i}{\hbar} p_0(t) l_0} d(t) \right\rangle \\ \tilde{G}^>(t) &= -i \left\langle e^{\frac{i}{\hbar} p_0(t) l_0} d(t) d^\dagger e^{-\frac{i}{\hbar} p_0 l_0} \right\rangle, \end{aligned} \quad (5)$$

where all expectation values are calculated with the full Hamiltonian (3). Of course, for $T_{k,\alpha} \rightarrow 0$,

the Greens functions factorize such as e.g. $\tilde{G}^<(t) \rightarrow i\langle d^\dagger d(t) \rangle_D \exp[J(t)]$ with the phonon correlation

$$e^{J(t)} = \left\langle e^{-\frac{i}{\hbar} p_0 l_0} e^{\frac{i}{\hbar} p_0(t) l_0} \right\rangle_{Ph} \quad (6)$$

into expectation values with respect to the dot (D) and the phonon (Ph), respectively. Any finite tunnel coupling induces correlations that in analytical treatments can only be incorporated perturbatively. There, the proper approximative scheme depends on the range of parameter space one considers. Generally speaking, there are four relevant energy scales $\Sigma_{L/R}$, M_0 , $k_B T$, and $\hbar\omega_0$ of the problem corresponding to three independent dimensionless parameters, e.g.,

$$m_0 = \frac{M_0}{\hbar\omega_0}, \quad \theta = \omega_0 \hbar \beta, \quad \sigma = \frac{\Sigma_L + \Sigma_R}{\hbar\omega_0}. \quad (7)$$

In the sequel we are interested in the low temperature domain $\theta > 1$ where thermal broadening of phonon levels is small so that discrete steps appear in the IV -characteristics. Qualitatively, seen from the dynamics of the phonon mode, two regimes can be distinguished according to the adiabaticity parameter $\Sigma/\hbar\omega_0 = \sigma$: For $\sigma < 1$ the phonon wave packet fulfills on a *given surface* V_0 or V_1 multiples of oscillations before a charge transfer process happens to occur. The electron carries excess energy due to a finite voltage which may be absorbed by the phonon to reorganize to the new conformation (in the classical case the reorganization energy Λ). In the language of intramolecular charge transfer this scenario corresponds to the diabatic regime with well-defined surfaces V_q . In the opposite regime $\sigma > 1$ charge transfer is fast so that the phonon may obey multiples of switchings *between the surfaces* $V_{0,1}$. This is the adiabatic regime. In this latter range the impact of the adiabaticity on the diabatic ground state wave functions is weak for $m_0 < 1$ when the distance of the diabatic surfaces is small compared to the widths of the ground states. For $m_0 > 1$ in both regimes electron transfer is accompanied by phonon tunneling through energy barriers separating minima of adiabatic or diabatic surfaces. The dynamics of the total compound is then determined by voltage driven collective tunneling processes. Master equation approaches to be investigated below, rely on the assumption that both sub-units, charge degree of freedom and phonon mode, basically preserve their bare physical properties even in case of finite coupling m_0 . Hence, since the model (1) can be solved exactly in the limits $m_0 = 0$ and $\sigma = 0$ and following the above discussion, we expect them to capture the essential physics quantitatively in the domain $m_0 < 1$ and for all ratios σ . We note that recently the strong coupling limit including the current statistics has been addressed as well [35, 36].

B. Rate approach I

The simplest perturbative approach considers the cooperative effect of electron tunneling and phonon exci-

tation in terms of Fermi's golden rule for the tunneling part \tilde{H}_T . For this purpose one derives transition rates for sequential transfer according to Fig. 1. A straightforward calculation for energy independent self-energies $\Sigma_{L/R}$ (wide-band limit) gives the forward rate onto the dot from the left lead

$$\Gamma_L(V, \epsilon_D) = \frac{\Sigma_L}{\hbar} \int d\epsilon f_\beta \left(\epsilon - \frac{eV}{2} \right) P_0(\epsilon - \epsilon_D), \quad (8)$$

where $f_\beta(\epsilon)$ is the Fermi distribution. Inelastic tunneling associated with energy emission / absorption of phonons is captured by the Fourier transform of the phonon-phonon correlation $\exp[J(t)]$ leading to

$$P_0(\epsilon) = e^{-\rho_a - \rho_e} \sum_{k,l} \frac{\rho_a^k \rho_e^l}{k!l!} \delta[\epsilon - \hbar\omega_0(l - k)] \quad (9)$$

with $\rho_{a/e} = (m_0^2/2) [\coth(\frac{\theta}{2}) \mp 1]$ denoting mean values for single phonon absorption (a) and emission (e). The exponentials in the prefactor contain the dimensionless reorganization energy $m_0^2 = \Lambda/\hbar\omega_0$. Apparently, inelastic charge transfer includes the exchange of multiple phonon quanta according to a Poissonian distribution. Further, one has the detailed balance relation $P_0(-\epsilon) = e^{-\beta\epsilon} P_0(\epsilon)$. For vanishing phonon-electron coupling $m_0 \rightarrow 0$ only the elastic peak survives $P_0(\epsilon) \rightarrow \delta(\epsilon)$. We note again the close analogy to the $P(E)$ -theory for dynamical Coulomb blockade [17]. Moreover, golden rule rates for intramolecular electron transfer between donor and acceptor sites coupled to a single phonon mode are of the same structure with the notable difference, of course, that in this case one has discrete density of states for both sites [20, 22]. The fundamental assumption underlying the golden rule treatment is that equilibration of the phonon mode occurs much faster than charge transfer. In the last two situations this is typically guaranteed by the presence of a macroscopic heat bath (secondary bath) strongly coupled to the prominent phonon mode. Here, the fermionic reservoirs in the leads impose phonon relaxation only due to charge transfer. Thus, for finite voltage the steady state is always a nonequilibrium state that can only roughly be described by a thermal distribution of the bare phonon system (see below). One way to remedy this problem is to introduce a phonon-secondary bath interaction as well, see below in Sec. IID. The remaining transition rates easily follow due to symmetry

$$\begin{aligned} \Gamma_R(V, \epsilon_D) &= \frac{\Sigma_R}{\Sigma_L} \Gamma_L(V, -\epsilon_D), \\ \Gamma'_R(V, \epsilon_D) &= \frac{\Sigma_R}{\Sigma_L} \Gamma_L(-V, \epsilon_D), \\ \Gamma'_L(V, \epsilon_D) &= \Gamma_L(-V, -\epsilon_D). \end{aligned} \quad (10)$$

Now, summing up forward and backward events, the dot population follows from

$$\frac{d\hat{p}_{\text{dot}}}{dt} = -\Gamma_{\text{tot},0} \hat{p}_{\text{dot}} + \Gamma_d \quad (11)$$

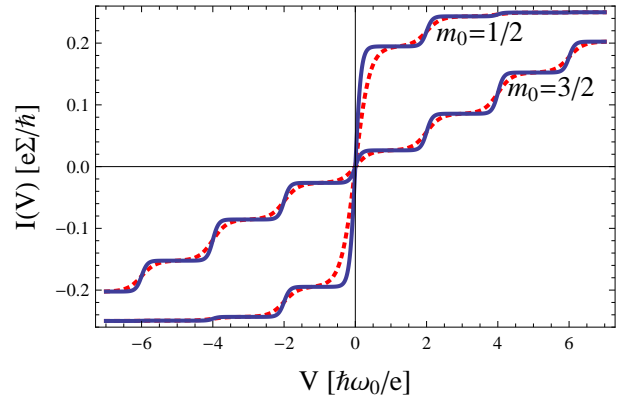


FIG. 2: IV -characteristics for symmetric coupling $\Sigma_L = \Sigma_R$ and for varying electron-phonon coupling m_0 at inverse temperature $\theta = 25$ (solid) and $\theta = 10$ (dashed).

with the total rate $\Gamma_{\text{tot},0} = \Gamma_L + \Gamma_R + \Gamma'_L + \Gamma'_R$ and the rate for transfer towards the dot $\Gamma_d = \Gamma_L + \Gamma'_R$ obtained according to (8). Note that for vanishing electron-phonon coupling $M_0 = 0$ one has $\hbar\Gamma_{\text{tot},0}(M_0 = 0) = \Sigma_L + \Sigma_R$. The steady state distribution $\hat{p}_{\text{dot}} \rightarrow p_{\text{dot}} = \Gamma_d/\Gamma_{\text{tot},0}$ is approached with relaxation rate $\Gamma_{\text{tot},0}$. For a symmetric situation $\Sigma_L = \Sigma_R$ with $\epsilon_D = 0$ one shows that $p_{\text{dot}} = 1/2$ independent of the voltage, while asymmetric cases lead to voltage dependent stationary populations. The steady state current is given by $I(V) = (e/2)[(\Gamma_L - \Gamma'_R)(1 - p_{\text{dot}}) - (\Gamma'_L - \Gamma_R)p_{\text{dot}}]$ so that

$$I(V) = e \frac{\Gamma_L \Gamma_R - \Gamma'_L \Gamma'_R}{\Gamma_{\text{tot},0}}. \quad (12)$$

A transparent expression is obtained for $\epsilon_D = 0$, namely,

$$\begin{aligned} I(V) &= \frac{e}{\hbar} \frac{\Sigma_L \Sigma_R}{\Sigma_L + \Sigma_R} \times \\ &\int d\epsilon \left[f_\beta \left(\epsilon - \frac{eV}{2} \right) - f_\beta \left(\epsilon + \frac{eV}{2} \right) \right] P_0(\epsilon). \end{aligned} \quad (13)$$

Despite its deficiencies mentioned above, the golden rule treatment provides already a qualitative insight in the transport characteristics. Typical results are shown in Fig. 2. The IV -curves display the expected steps at $eV = 2n\hbar\omega_0, n \in \mathcal{Z}$. Each time the voltage $\frac{eV}{2}$ exceeds multiples of $\hbar\omega_0$ new transport channels open associated with the excitation of one additional phonon. For higher temperatures the steps are smeared out by thermal fluctuations. The range of validity of this description follows from the fact that a factorizing assumption for the phonon-electron correlation has been used *and* an instantaneous equilibration of the phonon mode after a charge transfer, that means $\sigma < 1$ and $m_0 < 1$. The latter constraint guarantees that conformational changes of the phonon distribution remain small.

There are now three ways to go beyond this golden rule approximation. With respect to the phonon mode,

one is to explicitly account for its nonequilibrium dynamics, another is to introduce a direct interaction with a secondary heat bath in order to induce sufficiently fast equilibration. With respect to the dot degree of freedom one can exploit the fact that for vanishing charge-phonon coupling the model can be solved exactly.

C. Master equation for nonequilibrated phonons

To derive an equation of motion for the combined dynamics of charge and phonon degrees of freedom, one starts from a Liouville-von Neumann equation for the full polaron transformed compound (3). Then, applying a Born-Markov type of approximation with respect to the tunnel coupling to the fermionic reservoirs, one arrives at a Redfield-type of equation for the reduced density matrix of the dot-phonon system [15]. An additional rotating wave approximation (RWA) separates the dynamics of diagonal (populations) and off-diagonal (coherences) elements of the reduced density. Denoting with \hat{P}_q^n the probability to find q charges on the dot (here, for single charge transfer $q = 0, 1$) and the phonon in its n -th eigenstate, one has

$$\frac{d\hat{P}_q^n(t)}{dt} = -\frac{1}{\hbar} \sum_{\alpha=L,R; k} |f_{n,k}|^2 \Sigma_\alpha \times \left[f_\beta (E_{kn}^{q,\alpha}) \hat{P}_q^n - f_\beta (-E_{kn}^{q,\alpha}) \hat{P}_{q+\nu_q}^k \right] \quad (14)$$

with $\nu_0 = 1, \nu_1 = -1$ and energies $E_{kn}^{q,\alpha} = \hbar\omega_0(k - n) + \nu_q(\mu_\alpha + \epsilon_D)$. The matrix elements of the phonon shift operator $f_{n,k} = \langle n | \exp(ip_0 l_0 / \hbar) | k \rangle$ read

$$f_{n,k} = e^{-m_0^2/2} \frac{(-m_0)^{|n-k|}}{(n-k)!} \left(\prod_{l=\min(n,k+1)}^{\max(n,k)} l \right)^{\frac{1}{2}} \times {}_1F_1(\max(n,k) + 1, |n-k| + 1, -m_0^2), \quad (15)$$

where ${}_1F_1$ denotes a hypergeometric function. The underlying assumptions of this formulation require weak dot-lead coupling $\sigma < 1$ and sufficiently elevated temperatures $\sigma\theta < 1$ for a Markov approximation to be valid. We will see below when comparing low temperature results with numerically exact data that this seems to be only a weak constraint though.

The calculation of the steady state distribution $P_q^n = \lim_{t \rightarrow \infty} \hat{P}_q^n(t)$ reduces to a standard matrix inversion. One can show that for a symmetric system with $\epsilon_D = 0$, $\Sigma_L = \Sigma_R$ one has $P_0^n = P_1^n$. A typical example for the mean phonon number $\langle n \rangle = \sum_{q,n} n P_q^n$ is depicted in Fig. 3. The curve is well approximated by a/m_0 with $a \approx 0.7$. Apparently, $\langle n \rangle$ diverges for $m_0 \rightarrow 0$ since then P_0^n, P_1^n approach constants independent of the phonon number. Upon closer inspection one finds that excitation is more likely than absorption, i.e. $f(n, n+1) > f(n, n-1)$, for all $0 \leq n \leq N_0(m_0)$ where $N_0(m_0)$ increases with decreasing

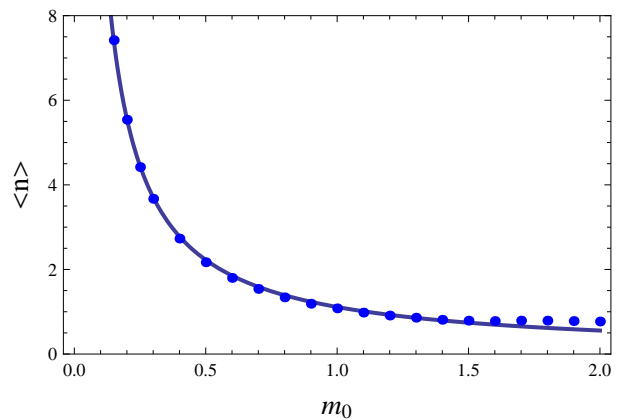


FIG. 3: Mean phonon number in nonequilibrium for $eV = 3\hbar\omega_0$ and vs. the electron-phonon coupling m_0 .

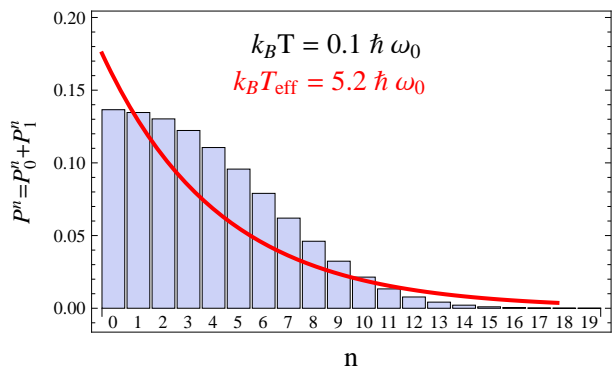


FIG. 4: Phonon number distribution in nonequilibrium for $eV = 5\hbar\omega_0$, $m_0 = 0.5$ and $k_B T / \hbar\omega_0 = 0.1$ (histogram). The solid line depicts a fit to a Boltzmann distribution. See text for details.

m_0 . The opposite is true for $n > N_0(m_0)$ so that in a steady state, depending on the voltage, the tendency is to have higher excited phonon states occupied for smaller couplings m_0 . In particular, for strong coupling transitions $n \rightarrow n+k, k \geq 0$ are basically blocked at quite small n .

A convenient strategy to include nonequilibrium effects in the phonon distribution, sometimes used in the interpretation of experimental data, is the introduction of an effective temperature T_{eff} . This way, one could return to the simpler modeling of the previous section. However, the procedure to identify $P_0^n + P_1^n \approx P_\beta^n = \exp(-\beta_{\text{eff}} \hbar\omega_0 n) / [1 - \exp(-\beta_{\text{eff}} \hbar\omega_0)]$ is not reliable as Fig. 4 reveals. While it clearly shows the general tendency of a substantial heating of the phonon degree of freedom induced by the electron transfer, the profile of a thermal distribution strongly differs from the actual steady state distribution.

Non-equilibrated phonons leave their signatures also in the IV -curves as compared to equilibrated ones. The

net current through the contact follows from summing up the transfer rates from / onto the dot according (14), namely,

$$I = \frac{e}{2\hbar} \sum_{n,k} |f_{n,k}|^2 \left\{ \left[\Sigma_L f_\beta \left(E_{nk}^{0,L} \right) - \Sigma_R f_\beta \left(E_{nk}^{0,R} \right) \right] P_0^n - \left[\Sigma_L f_\beta \left(E_{nk}^{1,L} \right) - \Sigma_R f_\beta \left(E_{nk}^{1,R} \right) \right] P_1^n \right\}. \quad (16)$$

Fig. 5 shows that deviations are negligible for low voltages in the regime around the first resonant step ($|eV/2| < \hbar\omega_0$), where at sufficiently low temperatures only the ground state participates so that the steady state distribution basically coincides with the thermal one. For larger voltages deviations occur with the tendency that for smaller couplings m_0 the nonequilibrated current is always smaller than the equilibrated one ($I_{\text{non}} < I_{\text{eq}}$), while the opposite scenario ($I_{\text{non}} > I_{\text{eq}}$) is observed for larger m_0 . At sufficiently large voltages, one always has $I_{\text{non}} < I_{\text{eq}}$. This behavior results from the combination of two ingredients, namely, the phonon distributions P_q^n and the Frank-Condon overlaps $|f_{n,k}|^2$. To see this in detail, let us consider a fixed voltage. Then, on the one hand, for smaller m_0 the steady state distribution is broad (cf. Fig. 3) so that due to normalization less weight is carried by lower lying states compared to a thermal distribution at low temperatures; on the other hand, for $m_0 < 1$ the overlaps $|f_{n,k}|^2$ favor contributions from low lying states in the current (16) which is thus smaller than I_{eq} . For increasing electron-phonon coupling $m_0 > 1$ overlaps $|f_{n,k}|^2$ tend to include broader ranges of phonon states also covered by P_q^n compared to those of low temperature thermal states. A voltage dependence arises since with increasing voltage higher lying phonon states participate in the dynamics supporting the scenario for smaller couplings. Interestingly, as already noted in [23] the overlaps $|f_{n,k}|^2$ may vanish for certain combinations of n, m depending on m_0 due to interferences of phonon eigenfunctions localized on different adiabatic surfaces $V_q, q = 0, 1$.

D. Rate approach II

The assumption of a thermally distributed phonon degree of freedom during the transport can be physically justified only if this mode interacts directly and sufficiently strongly with an additional heat bath (secondary bath) realized e.g. by residual molecular modes. Here we will generalize the formulation of Sec. II B to a situation where the secondary bath is characterized by Gaussian fluctuations. Its corresponding modes can thus effectively be represented by a quasi-continuum of harmonic oscillators for which the phonon correlation function (6) can be calculated easily

$$J(t) = \int_0^\infty \frac{d\omega}{\pi} \frac{I(\omega)}{\omega^2} \left[\coth \left(\frac{\omega \hbar \beta}{2} \right) [\cos(\omega t) - 1] - i \sin(\omega t) \right] \quad (17)$$

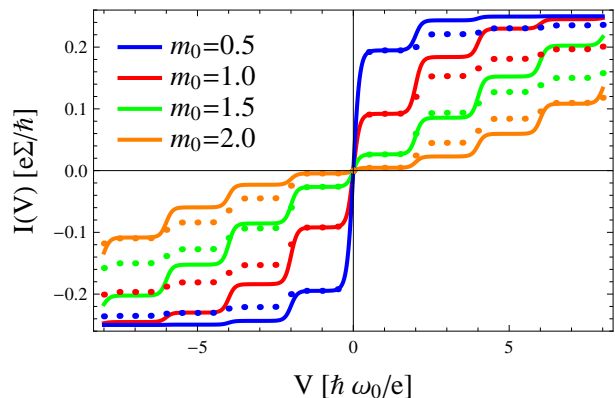


FIG. 5: IV -characteristics for equilibrated (solid) and nonequilibrated (dotted) phonon distributions according to (13) and (16), respectively.

Here the spectral density $I(\omega)$ describes now the combined distribution of the prominent mode and its secondary bath. It is thus proportional to the imaginary part of the dynamical susceptibility of a damped harmonic oscillator [20]. For a purely ohmic distribution of bath modes, one has

$$I(\omega) = 2m_0^2\omega_0^3 \frac{\gamma\omega}{(\omega^2 - \omega_0^2)^2 + \gamma^2\omega^2}, \quad (18)$$

where γ denotes the coupling between phonon mode and bath. The Fourier transform of $\exp(J)$ reads at finite temperatures

$$P_\gamma(\epsilon) = e^{-\rho_\gamma} \delta(\epsilon) + \frac{e^{-\rho_\gamma}}{\pi} \times \Re \sum_{(k,l) \neq (0,0)} \frac{\rho_{\gamma,a}^k \rho_{\gamma,e}^l}{k! l!} \frac{i}{\epsilon + \hbar\Omega k - \hbar\Omega^* l} \quad (19)$$

with frequency $\Omega = \omega_0 \xi + i\gamma/2$ and $\rho_{\gamma,a}(\Omega) = (m_0^2/2\xi\Omega^2)[\coth(\beta\hbar\Omega/2) - 1]$ where $\xi = \sqrt{1 - \gamma^2/4\omega_0^2}$. Further, $\rho_{\gamma,e}(\Omega) = -\rho_{\gamma,a}(-\Omega^*)$ (* means complex conjugation) and $\rho_\gamma = \Re[\rho_{\gamma,a} + \rho_{\gamma,e}]/2$. In the above expression contributions from the Matsubara frequencies in Equation (17) have been neglected since they are only relevant in the regime $\gamma\hbar\beta \gg 2\pi$ which is not studied here. Apparently, the coupling to the bosonic bath effectively induces a broadening of the dot levels $\hbar\gamma(k+l)/2$ compared to the purely elastic case (9). In the low temperature regime, where for equilibrated phonons absorption (related to k) is negligible, the widths grow proportional to l . The presence of the secondary bath drives the prominent phonon mode towards thermal equilibrium with a rate proportional to this broadening. Hence, if the time scale for thermal relaxation is sufficiently smaller than the time scale for charge transfer, i.e. $1/\tau_l \equiv \Sigma_L + \Sigma_R/\gamma \ll 1$, the assumption of an equilibrated phonon mode is justified and the golden rule formulation (13) can be used with $P_0(\epsilon) \rightarrow P_\gamma(\epsilon)$. However, this argument no longer applies in the overdamped situation $\gamma/\omega_0 \gg 1$, where the

phonon mode exhibits a sluggish thermalization on the time scale γ/ω_0^2 which may easily exceed τ_l .

As already mentioned above, for vanishing charge-phonon coupling $m_0 = 0$, the model (3) can be solved exactly to all orders in the lead-dot coupling [15]. In the frame of a rate description, one observes that in this limit the dot population (11) decays proportional to $\Sigma_L + \Sigma_R$. The golden rule version of the theory neglects this broadening in (13) since it is associated with higher order contributions to the current (13). Now, recalling that $P_0(\epsilon)$ reduces to a δ -function for $m_0 \rightarrow 0$, this finite lifetime of the electronic dot level is included to *all orders* by performing the time integral in the Fourier transform with $\epsilon \rightarrow \epsilon - i(\Sigma_L + \Sigma_R)/2 \equiv \epsilon - i\Gamma_{\text{tot}}(M_0 = 0)/2$ [see (11)]. In fact, this way one reproduces the *exact* solution (one electronic level coupled to leads with energy independent couplings), i.e., its exact spectral function. To be specific, let us restrict ourselves in the remainder to the symmetric situation $\Sigma_L = \Sigma_R \equiv \Sigma/2$, and $\epsilon_D = 0$. Then, in the presence of the phonon mode ($m_0 \neq 0$) the corresponding function $P_0^\Sigma(\epsilon)$ follows from (9) by replacing the δ -function by $i/[\epsilon + \hbar\omega(k-l) + i\Sigma/2]$. Again following the spirit of a rate treatment, an improved version of this result accounting for higher order electron-phonon correlations is obtained by using instead of the bare dot level width $\Sigma/\hbar \equiv \Gamma_{\text{tot},0}(M_0 = 0)$, the decay rate $\Gamma_{\text{tot},0}(M_0 \neq 0)$. Equivalently, one replaces $i/[\epsilon + \hbar\omega(k-l) + i\Sigma/2] \rightarrow i/[\epsilon + \hbar\omega(k-l) + i\hbar\Gamma_{\text{tot},0}/2]$ to arrive at an improved $P_1^\Sigma(\epsilon)$. We note that within a Greens-function approach and upon approximating the corresponding equations of motion a similar result has been found in [15, 33] with the difference though that there instead of $\Gamma_{\text{tot},0}$ an imaginary part of a phonon state dependent self-energy $\Sigma''_{k,l}$ appears. One can show that the $\Gamma_{\text{tot},0}$ appearing here within a rate scheme is related to a thermally averaged $\Sigma''_{k,l}$.

Now, an additional secondary bath can be introduced as above by combining (19) with P_1^Σ , leading eventually to

$$P_{\gamma,1}^\Sigma(\epsilon) = \frac{e^{-\rho_\gamma}}{\pi\hbar} \Re \sum_{(k,l) \geq (0,0)} \frac{\rho_{\gamma,a}^k \rho_{\gamma,e}^l}{k! l!} \frac{i}{\frac{\epsilon}{\hbar} + \Omega k - \Omega^* l + i\frac{\Gamma_{\text{tot},0}}{2}}. \quad (20)$$

The width of the electronic dot level is thus voltage dependent and approaches the bare width from below for large voltages, that is $\lim_{V \rightarrow \infty} \Gamma_{\text{tot},0}(V) = \Sigma/\hbar$. The range of validity of this scheme is the following: it applies to all ratios σ/m_0 in the domain where the electron-phonon coupling is weak $m_0 < 1$. For $m_0 > 1$ charge transfer is strongly suppressed and the phonon dynamics still occurs on diabatic surfaces for $\sigma/m_0 \ll 1$ so that we expect the approach to cover this range as well.

E. Comparison with numerically exact results

A numerically exact treatment of the nonequilibrium dynamics of the model considered here is a formidable

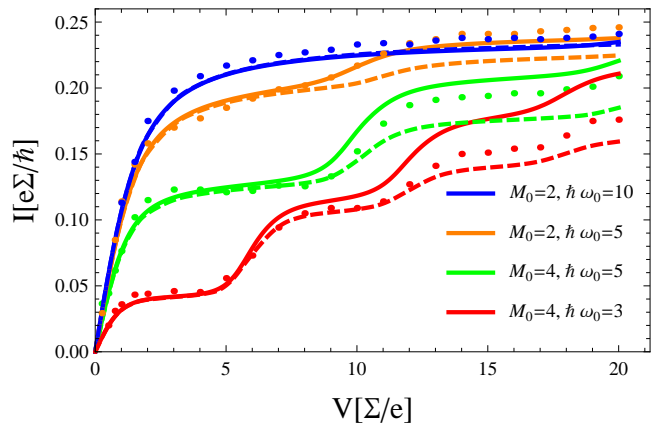


FIG. 6: IV -characteristics according to approximate models based on equilibrated phonons (solid) and nonequilibrated phonons (dashed) together with exact DQMC data (dots) for $k_B T/\Sigma = 0.2$ and without coupling to a secondary bath ($\gamma = 0$). All quantities are scaled with respect to the dot-lead coupling Σ .

task. The number of formulations which allow simulations in non-perturbative ranges of parameter space is very limited. Among them is a recently developed diagrammatic Monte Carlo approach (diagMC) based on a numerical evaluation of the full Dyson series which in contrast to numerical renormalization group (NRG) methods [37] covers the full temperature range. For the sector of single charge transfer results have been obtained with and without the presence of a secondary bath interacting with the dot phonon mode. We note that computationally these simulations are very demanding as for each parameter set and a given voltage the stationary current for the IV curve needs to be extracted from the saturated value of the time dependent current $I(t)$ for longer times. Typical simulation times are on the order of several days and even up to weeks depending on the parameter range. In contrast, rate treatments require minimal computational efforts and can be done within minutes. Here, we compare numerically exact findings with those gained from the various types of rate/master equations discussed above.

We start with the scenario where the coupling to a secondary bath is dropped ($\gamma = 0$) to reveal the impact of nonequilibrium effects in the phonon mode. The formulation for an equilibrated phonon is based on (13) with P_0 replaced by $P_{\gamma,1}^\Sigma$ in (20), while the steady state phonon distribution is obtained from the stationary solutions to (14). In the latter approach the intrinsic broadening of the dot electronic level due the lead coupling is introduced in the following way: One first determines via (14) a steady state distribution P_q^n . This result is used for an effective self-energy contribution (total decay rate) for

non-equilibrated phonons, i.e.,

$$\Gamma_{\text{tot,neq}}(V) = \frac{\Sigma}{\hbar} \sum_{\alpha=L,R; n,k,q} |f_{n,k}|^2 P_q^n f_\beta(E_{nk}^\alpha), \quad (21)$$

where $E_{nk}^\alpha = \hbar\omega_0(n-k) + \mu_\alpha$. We note in passing that $\lim_{V \rightarrow \infty} \Gamma_{\text{tot,neq}}(V) = \Sigma/\hbar \equiv \Gamma_{\text{tot}}(M_0 = 0)$. Subsequently, an improved result for the steady state phonon distribution at a given voltage is evaluated working again with (14) but using the replacement

$$f_\beta \left(\hbar\omega_0(k-l) \mp \frac{eV}{2} \right) \rightarrow \int \frac{d\epsilon}{2\pi} f_\beta \left(\epsilon \mp \frac{eV}{2} \right) \frac{\hbar\Gamma_{\text{tot,neq}}}{[\epsilon - \hbar\omega_0(k-l)]^2 + \hbar^2\Gamma_{\text{tot,neq}}^2/4}. \quad (22)$$

Of course, for $\Sigma \rightarrow 0$ the standard Fermi distribution is regained. The corresponding steady state phonon distribution eventually provides the current according to (16) using in this expression the same replacement (22). The procedure relies on weak electron-phonon coupling $m_0 < 1$ and requires in principle also sufficiently elevated temperatures.

Results are shown in Fig. 6 together with corresponding diagMC data for various coupling strengths m_0 . Interestingly, the equilibrated model describes the exact data very accurately from weak up to moderate electron-phonon coupling $m_0 \approx 1$, while deviations appear for stronger couplings $m_0 \gtrsim 1$ and voltages beyond the first plateau $eV > 2\hbar\omega_0$. For $m_0 > 1$ nonequilibrium effects are stronger and the corresponding master equation (14) gives a better description of higher order resonant steps. Moreover, as already addressed above, even in this low temperature domain the approximate description provides quantitatively reliable results. In Fig. 7 the frequency of the phonon mode is fixed and only the electron-phonon coupling is tuned over a wider range. For strong coupling (here $m_0 = 2$) the equilibrated (nonequilibrated) model predicts a smaller (larger) current than the exact one in contrast to the situation for smaller m_0 . This phenomenon directly results from what has been said above in Sec. II C: for stronger coupling the Franck-Condon overlaps favor also higher lying phonon states that are suppressed by a thermal distribution. After all, the approximate models give not only qualitatively a correct picture of the exact IV curves, but provide even quantitatively a reasonable description in this low temperature domain.

In a next step the coupling to a secondary bath is turned on ($\gamma \neq 0$) enforcing equilibration of the phonon mode, see (20). The expectation is that in this case departures from the equilibrated model are reduced. In Fig. 8 data are shown for a ratio $m_0 = 4/5$ where deviations occur at larger voltages as observed in the previous figures. Obviously, due to the damping of the phonon mode the resonant steps are smeared out with increasing γ . However, the approximate model predicts this effect

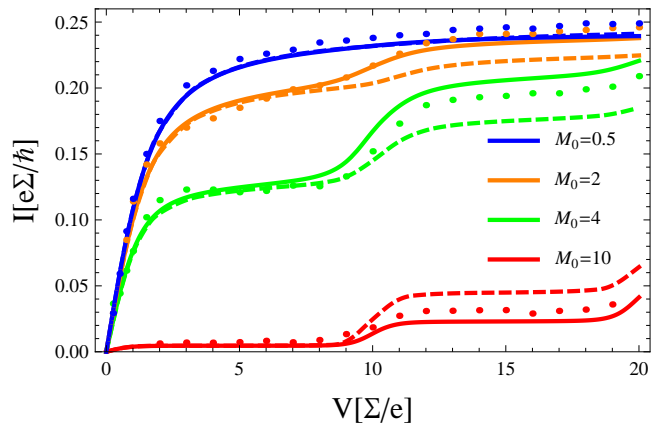


FIG. 7: Same as in Fig. 6 but for fixed $\hbar\omega_0/\Sigma = 5$ and varying electron-phonon coupling.

to be more pronounced as compared to the exact data, particularly for stronger coupling $\hbar\gamma/\Sigma > 1$, while still $\gamma/\omega_0 < 1$. In fact, in the limit of very large coupling only the $k = l = 0$ contribution to (20) survives so that at zero temperature one arrives at

$$\lim_{\gamma \rightarrow \infty} I(V) = I_\infty \frac{2}{\pi} \arctan \left(\frac{eV}{\hbar\Gamma_{\text{tot},0}(V)} \right) \quad (23)$$

with the current at large voltages $I_\infty = e\Sigma/4\hbar$ and $\Gamma_{\text{tot},0}(V) \leq \Sigma/\hbar$ where equality is approached for $V \rightarrow \infty$. It seems that a broadened equilibrium distribution of the phonon induced by the secondary bath according to (20) overestimates the broadening of individual levels. Since the approach is exact in the limit $m_0 \rightarrow 0$, the deviations appearing in Fig. 8 are due to intimate electron-phonon-secondary bath correlations not captured by the rate approach. In the overdamped regime, i.e. $\gamma/\omega_0 > 1$, the dynamics of the phonon mode slows down and may become almost static on the time scale of the charge transfer. In this adiabatic regime an extended version of the master equation (14) is not trivial since the conventional eigenstate representation becomes meaningless. One should then better switch to phase-space coordinates and develop a formulation based on a Fokker-Planck or Smoluchowski equation for the phonon. This will be the subject of future research.

The essence of this comparison is that, as anticipated from physical arguments already in Sec. II A, a rate description does indeed provide even quantitatively accurate results in the regime of weak to moderate electron-phonon coupling $m_0 < 1$ and for all σ/m_0 . Deviations that occur for larger values of m_0 can partially be explained by nonequilibrium distributions in the phonon distribution, where, however, the master equation approach seems to overestimate this effect. In order to obtain some insight into the nature of this deficiency, a minimal approach consists of adding to (14) with the extension (22) a mechanism that enforces relaxation to thermal equilibrium with a single rate constant Γ_0 that

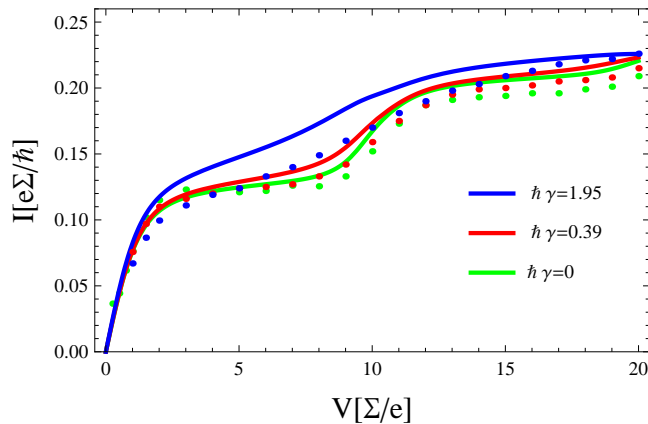


FIG. 8: *IV*-characteristics in presence of a secondary heat bath interacting with the phonon with various coupling constants γ . Shown are approximate results (solid) using (20) and diagMC data (dots); energies are scaled with Σ . Other parameters are $k_B T/\Sigma = 0.2$, $m_0 = 4/5$, $\sigma = 0.2$.

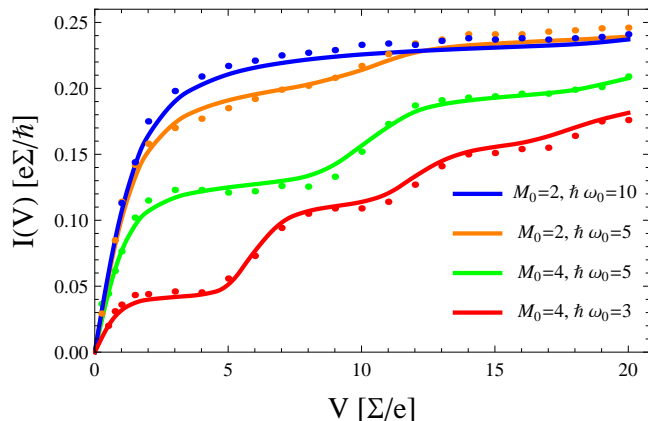


FIG. 9: Same as in Fig. 6, but for nonequilibrated phonons based on an extended master equation (solid) in comparison to exact diagMC data (dots).

serves as a fitting parameter. Accordingly, the respective time evolution equation for $P_q^n(t)$ receives an additional term $-\Gamma_0[P_q^n(t) - P_\beta^n/2]$ with the Boltzmann distribution for the bare phonon degree of freedom P_β^n . Corresponding results for the same parameter range as in

Figs. 6, 7 are shown in Figs. 9, 10 in comparison with exact diagMC data. There, the *same* equilibration rate $\hbar\Gamma_0/\Sigma = 0.25$ is used for *all* parameter sets. Astonishingly, this procedure provides an excellent agreement over the full voltage range. It improves results particularly in the range of moderate to stronger electron phonon coupling, but has only minor impact for $m_0 < 1$. The indication is thus that electron-phonon correlations neglected in the original form of the master equation have effectively the tendency to support faster thermalization of the phonon. Indeed, preliminary results with a gener-

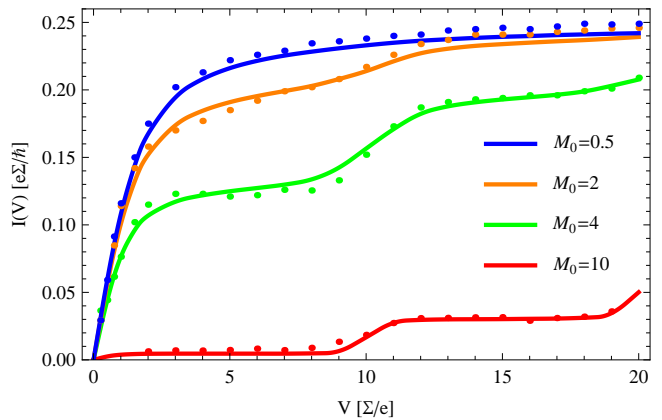


FIG. 10: Same as in Fig. 7, but for nonequilibrated phonons based on an extended master equation (solid) in comparison to exact diagMC data (dots).

alized master equation where the coupling between diagonal (populations) and off-diagonal (coherences) elements of the reduced charge-phonon density matrix are retained (no RWA approximation) indicate that this coupling leads to an enhanced phonon-lead interaction and thus to enhanced phonon equilibration.

Acknowledgments

We thank L. Mühlbacher for fruitful discussions and for providing numerical data of Ref. [29]. Financial support was provided by the SFB569, the Baden-Württemberg Stiftung, and the German-Israeli Foundation (GIF).

[1] K. Goser, P. Glösekötter, J. Dienststuhl, *Nanoelectronics and Nanosystems: From Transistors to Molecular and Quantum Devices*, (Springer, Berlin, 2004).
 [2] G. Cuniberti, G. Fagas, K. Richter (eds.), *Introducing Molecular Electronics*, (Springer, Berlin, 2005).
 [3] J. C. Cuevas, E. Scheer, *Molecular Electronics—An Introduction to Theory and Experiment*, (World Scientific, Singapore, 2010).

[4] J. Reichert, R. Ochs, D. Beckmann, H. B. Weber, M. Mayor, H. von Löhneysen, Phys. Rev. Lett. **88**, 176804 (2002).
 [5] M. Ruben, A. Landa, E. Lörtscher, H. Riel, M. Mayor, H. Görls, H. B. Weber, A. Arnold, F. Evers, Small **4**, 2229 (2008).
 [6] J.-D. Pillet, C. Quay, P. Morfin, C. Bena, A. Levy Yeyati, P. Joyez, Nature Physics **6**, 965 (2010).

- [7] H. Park et al., *Nature* **407**, 57 (2000).
- [8] H. Song, Y. Kim, Y. H. Jang, H. Jeong, M. A. Reed, T. Lee, *Nature* **462**, 1039 (2009).
- [9] D. Secker, S. Wagner, S. Ballmann, R. Härtle, M. Thoss, H. B. Weber, *Phys. Rev. Lett.* **106**, 136807 (2011).
- [10] L. Venkataraman, J. E. Klare, C. Nuckolls, M. S. Hybertsen, M. L. Steigerwald, *Nature* **442**, 904 (2006).
- [11] I. Fernandez-Torrente, K. J. Franke, and J. I. Pascual, *Phys. Rev. Lett.* **101**, 217203 (2008).
- [12] Y. Xue, S. Datta, M.A. Ratner, *Chem. Phys.* **281**, 151 (2002).
- [13] P. Damle, A.W. Ghosh, S. Datta, *Chem. Phys.* **281**, 171 (2002).
- [14] Y. Meir and N. S. Wingreen, *Phys. Rev. Lett.* **68**, 2512 (1992).
- [15] A. Mitra, I. Aleiner, and A.J. Millis, *Phys. Rev. Lett. B* **69**, 245302 (2004).
- [16] S. A. Gurvitz, *Phys Rev B* **57**, 6602 (1998).
- [17] G.-L. Ingold and Y.V. Nazarov, *Charge Tunneling Rates in Ultrasmall Junctions*, in: H. Grabert and M.H. Devoret (eds.), *Single Charge Tunneling*, (Plenum Press, New York, 1992).
- [18] L. Mühlbacher, J. Ankerhold, J. C. Escher, *J. Chem. Phys.* **121**, 12696 (2004).
- [19] L. Mühlbacher and Ankerhold, *J. Chem. Phys.* **122**, 184715 (2005).
- [20] U. Weiss, *Quantum Dissipative systems* (3rd edition, World Scientific, Singapore, 2008).
- [21] D. Segal, A. Nitzan, W.B. Davis, M.R. Wasielewski, M.A. Ratner, *J. Phys. Chem. B* **104**, 3817 (2000).
- [22] A. Nitzan, *Annu. Rev. Phys. Chem.* **52**, 681 (2001).
- [23] J. Koch, F. v. Oppen, *Phys. Rev. Lett.* **94**, 206804 (2005); J. Koch, M. Semmelhack, F. v. Oppen, A. Nitzan, *Phys Rev B* **73**, 155306 (2006).
- [24] A. Donarini, M. Grifoni, K. Richter, *Phys Rev Lett* **97**, 166801 (2006).
- [25] M. Leijnse, M. R. Wegewijs, *Phys. Rev. B*, **78**, 235424 (2008).
- [26] C. Timm, *Phys. Rev. B* **77**, 195416 (2008).
- [27] H. Hübener, T. Brandes, *Phys. Rev. B* **80**, 155437 (2009).
- [28] R. Härtle, M. Thoss, *Phys. Rev. B* **83**, 115414 (2011).
- [29] L. Mühlbacher and E. Rabani, *Phys. Rev. Lett.* **100**, 176403 (2008).
- [30] L. Mühlbacher, J. Ankerhold, and A. Komnik, *Phys. Rev. Lett.* **95**, 220404 (2005).
- [31] L. Mühlbacher and J. Ankerhold, *New J. Phys.* **11**, 035001 (2009).
- [32] J. C. Escher and J. Ankerhold, *Phys. Rev. A* **83**, 032122 (2011).
- [33] K. Flensberg, *Phys. Rev. B* **68**, 205323 (2003); S. Braig and K. Flensberg, *ibid* **68**, 205324 (2003).
- [34] R. Egger, A. O. Gogolin, *Phys Rev. B* **77**, 113405 (2008).
- [35] S. Maier, T.L. Schmidt, A. Komnik, *Phys. Rev. B* **83**, 085401 (2011).
- [36] T.L. Schmidt, A. Komnik, *Phys. Rev. B* **80**, 041307 (2009).
- [37] R. Bulla, T. A. Costi, T. Pruschke, *Rev. Mod. Phys.* **80**, 395 (2008).