

Stochastic resonance in a simple model of magnetic reversals

Roberto Benzi⁽¹⁾, Jean-François Pinton⁽²⁾

(1) Dip. di Fisica and INFN, Università “Tor Vergata”
Via della Ricerca Scientifica 1, I-00133 Roma (Italy)

(2) Laboratoire de Physique, CNRS & École Normale Supérieure de Lyon,
46 allée d’Italie, F69007 Lyon (France)

We discuss the effect of stochastic resonance in a simple model of magnetic reversals. The model exhibits statistically stationary solutions and bimodal distribution of the large scale magnetic field. We observe a non trivial amplification of stochastic resonance induced by turbulent fluctuations, i.e. the amplitude of the external periodic perturbation needed for stochastic resonance to occur is much smaller than the one estimated by the equilibrium probability distribution of the unperturbed system. We argue that similar amplifications can be observed in many physical systems where turbulent fluctuations are needed to maintain large scale equilibria.

PACS numbers: 47.27-i,91.25.Cw,47.27.Ak

THE PROBLEM

In this paper we discuss the effect of Stochastic Resonance (SR) for a simple model of magnetic reversals. As we will discuss later on, we show that the effect of SR can be amplified for systems where statistically stationary states are observed, i.e. where metastable equilibria are due to non linear equilibration between turbulent fluctuations and non linear large scale effect. We argue that this effect is relevant in many physical systems and could be eventually observed experimentally.

Before defining more precisely the problem we want to focus, it is worthwhile to review shortly the basic idea behind SR. SR was introduced almost 30 years ago in [1] and [2] within the framework of long term climate theory. One can be understood the mechanism of SR in the simple case of the stochastic differential equation:

$$d\phi = (m\phi - g\phi^3)dt + \sqrt{\sigma}dW(t) \quad (1)$$

where $dW(t)$ is gaussian white noise δ -correlated in time. Because of the noise, ϕ shows a bimodal probability distribution peaked around $\pm\phi_m$ where $\phi_m^2 = m/g$. The average transition time τ between the two peaks is proportional to

$$\tau \sim \exp \frac{2g\phi_m^2}{\sigma} \quad (2)$$

It is well known that the transition time is a random variable exponentially distributed for small σ . If we add on the r.h.s of (1) a periodic perturbation $A\sin(\omega t)$, something interesting can happen. For $\pi/\omega \sim \tau$ the behavior of ϕ becomes nearly periodic, i.e. ϕ “jumps” between the two states $\pm\phi_m$ periodically with period $2\pi/\omega$. This behavior can be understood in a number of different ways and we refer the reader to the original papers [1] and [2], see also [3] for a review on SR. For ω small and the

deterministic time scale $1/m$ much shorter than τ , the condition for SR to occur [1] can be written as

$$\frac{A\phi_m}{\sigma} \sim 2 \quad (3)$$

In the simplified model (1), the equilibrium probability distribution $P(\phi)$ is peaked around $\pm\phi_m$ which are stable stationary solutions of (1) for $\sigma = 0$. In many physical systems, however, the probability distribution of the relevant order parameter (let us still call it ϕ) is bimodal although there exists no stable stationary states: the peaks in the probability distribution arise because non trivial equilibration of internal dynamics which on the average can be approximated by an effective equation similar to (1). This implies that the peaks in the bimodal probability distribution should correspond to statistically stationary solutions. A particular interesting case is the one where statistically stationary solutions are due to the balance between non linear terms and internal fluctuations. In these cases, the effect of an external periodic perturbation can change the magnitude of the fluctuations which, in turn, change the parameters of the effective equation (1) i.e. the value of ϕ_m . Because of (3), we can observe an amplification of SR. Such a mechanism is indeed observed in [4] for the case of two dimensional Landau-Ginzburg equation. It is the purpose of this paper to describe the amplification of traditional SR in the case of a simplified model of magnetic reversals. Our major point is that, due to turbulent fluctuations in the presence of statistically stationary solutions, SR is strongly amplified. Our example is just one of the many possible cases where the same amplification of SR may be observed and the present study outline the role of turbulent fluctuations in amplification of SR. We argue that other cases, relevant to turbulent flows and large scale dynamics of geophysical flows, may show similar amplification.

SIMPLE MODEL OF MAGNETIC REVERSALS

The question of transitions between statistically solutions is central in the behavior of many out-of-equilibrium systems in physics and geophysics [5–8]. As one particular example addressed here, we note that natural dynamos are intrinsically dynamical. Complex magnetic field evolutions have been reported for many systems, including the Sun and the Earth [9]. Formally, the coupled set of momentum and induction equations are invariant under the transform: $(\mathbf{u}, \mathbf{B}) \rightarrow (\mathbf{u}, -\mathbf{B})$ so that states with opposite polarities can be generated from the same velocity field (\mathbf{u} and \mathbf{B} are respectively the velocity and magnetic fields). Such reversals have been observed recently in laboratory experiments using liquid metals, in arrangements where the dynamo cycle is either favored artificially [10] or stems entirely from the fluid motions [11, 12]. In these laboratory experiments, as also presumably in the Earth core, the ratio of the magnetic diffusivity to the viscosity of the fluid (magnetic Prandtl number P_M) is quite small. As a result, the kinetic Reynolds number R_V of the flow is very high because its magnetic Reynolds number $R_M = R_V P_M$ needs to be large enough so that the stretching of magnetic fields lines balances the Joule dissipation. Hence, the dynamo process develops over a turbulent background and in this context, it is often considered as a problem of ‘bifurcation in the presence of noise’.

Building upon the above observations, we shortly review here a recent model proposed in [13] which which incorporates hydromagnetic turbulent fluctuations (as opposed to ‘noise’) in a dynamo instability. We consider an ‘energy cascade’ model *i.e.* a shell model aimed at reproducing few of the relevant characteristic features of the statistical properties of the Navier-Stokes equations [14]. In a shell models, the basic variables describing the ‘velocity field’ at scale $r_n = 2^{-n}r_0 \equiv k_n^{-1}$, is a complex number u_n satisfying a suitable set of non linear equations (here $r_0 = 2$). There are many version of shell models which have been introduced in literature. Here we choose the one referred to as *Sabra* shell model. MHD shell model – introduced in [15] – allow a description of turbulence at low magnetic Prandtl number since the steps of both cascades can be freely adjusted [16, 17]. We consider a formulation extended from the Sabra hydrodynamic shell model:

$$\frac{du_n}{dt} = \frac{i}{3}(\Phi_n(u, u) - \Phi_n(B, B)) - \nu k_n^2 u_n + f_n, \quad (4)$$

$$\frac{dB_n}{dt} = \frac{i}{3}(\Phi_n(u, B) - \Phi_n(B, u)) - \nu_m k_n^2 B_n, \quad (5)$$

where $n = 1, 2, \dots$ and

$$\begin{aligned} \Phi_n(u, w) &= k_{n+1}[(1 + \delta)u_{n+2}w_{n+1}^* + (2 - \delta)u_{n+1}^*w_{n+2}] \\ &+ k_n[(1 - 2\delta)u_{n-1}^*w_{n+1} - (1 + \delta)u_{n+1}w_{n-1}^*] \\ &+ k_{n-1}[(2 - \delta)u_{n-1}w_{n-2} + (1 - 2\delta)u_{n-2}w_{n-1}], \end{aligned} \quad (6)$$

for which following [18] we chose $\delta = -0.4$. For this value of δ , the Sabra model is known to show statistical properties (*i.e.* anomalous scaling) close to the ones observed in homogenous and isotropic turbulence. The model, without forcing and dissipation, conserve the kinetic energy $E_V = \sum_n |u_n|^2$, the magnetic energy $E_B = \sum_n |B_n|^2$ and the cross-helicity $Re(\sum_n u_n B_n^*)$. In the same limit, the model has a $U(1)$ symmetry corresponding to a phase change $\exp(i\theta)$ in both complex variables u_n and B_n . The quantity $\Phi_n(v, w)$ is the shell model version of the transport term $\bar{v}\nabla\bar{w}$. The forcing term f_n is given by $f_n \equiv \delta_{1n}f_0/u_1^*$, *i.e.* we force with a constant power injection in the large scale. We want to introduce in eq. (5) an extra (large scale) term aimed at producing two statistically stationary equilibrium solutions for the magnetic field. For this purpose, we add to the r.h.s. of (5) an extra term $M_2(B_2)$, namely for $n = 2$ eq.(5) becomes:

$$\frac{dB_2}{dt} = F_2(u, B) - M_2(B_2) - \nu_m k_2^2 B_2 \quad (7)$$

where $F_2(u, B)$ is a short hand notation for $i/3(\Phi_2(u, B) - \Phi_2(B, u))$. The term $M_2(B_2)$ is chosen with two requirements: 1) it must break the $U(1)$ symmetry; 2) it must introduce a large scale dissipation needed to equilibrate the large scale magnetic field production. There are many possible ways to satisfy these two requirements. Here we simply choose $M_2(B_2) = a_m B_2^3$. From a physical point of view, symmetry breaking also occurs in real dynamos since the magnetic field is directed in one preferential direction which changes sign during a reversal. Also, large scale dissipation must be responsible of the equilibration mechanism of the large scale field. The choice of a non linear equilibration is made here to highlight the the existence of a non linear center manifold for the large scale dynamics. In other words, eq.(4) with $M_2(B_2) = a_m B_2^3$ is supposed to describe the ‘normal form’ dynamics of the large scale magnetic field. Note, that our assumption on M_2 does not necessarily imply a time scale separation between the characteristic time scale of B_2 and the magnetic turbulent field. Finally, since the system has an inverse cascade of helicity, we set $B_1 = 0$ as boundary condition at large scale in order to prevent non stationary behavior.

The free parameters of the model are the power input f_0 , the magnetic viscosity ν_m and the saturation parameters a_m . Our numerical simulations have been done with $n = 1, 2, \dots, 25$. Actually, the parameter f_0 could be eliminated by a suitable rescaling of the velocity field. We shall keep it fixed to $f_0 = 1 - i$. In this system, a possible estimate of Reynolds numbers is $R_V = \sqrt{\langle E_V \rangle} / k_2 \nu = \sqrt{\langle E_V \rangle} r_0 / 4\nu$ and $R_M = \sqrt{\langle E_V \rangle} r_0 / 4\nu_m$.

For very large ν_m , the magnetic field does not grow. Then, for ν_m lower than some critical value, $\langle B_2 \rangle$ as well as E_B increases for decreasing ν_m . Eventually, $\langle |B_2| \rangle$ saturates at a given value while E_B still increases, showing

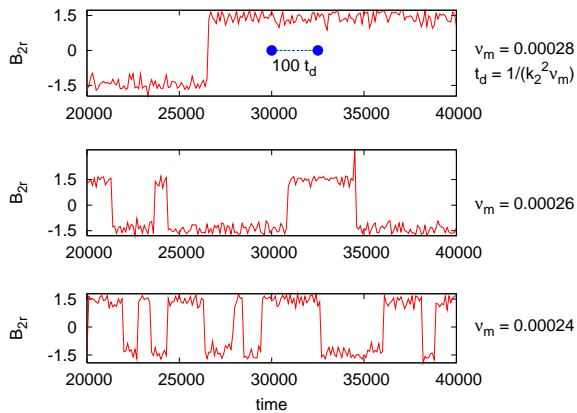


FIG. 1: Time behavior of B_{2r} for three different values of ν_m (displayed on the left side) and constant ν . The blue segment in the upper panel shows $100t_d$, where t_d is the dissipative time scale computed as $t_d = 1/(k_2^2\nu_m)$. One time unit in the figure corresponds to the large scale eddy turnover time $1/(k_1|u_1|)$. Numerical simulations have run for much longer than the time intervals shown here – in the complete time series there is no asymmetry in between the $\pm B_2$ states.

that for ν_m small enough a fully developed spectrum of B_n is achieved. This type of behavior is in agreement with previous studies of Taylor-Green flows [19, 20], s_2t_2 flows in a sphere [21] or MHD shell models [22].

The onset of dynamo implies that there exists a net flux of energy from the velocity field to the magnetic field. At the largest scale, the magnetic field B_2 is forced by the velocity field due to the terms $F_2(u, B)$. The quantity $S \equiv \mathcal{R}[F_2(u, B)B_2^*]$ in (10) is the energy pumping due to the velocity field which is independent on B_2 and a_m . Thus, from eq.(13) we can obtain:

$$\frac{1}{2} \frac{d|B_2|^2}{dt} = S - a_m|B_2|^2(B_{2r}^2 - B_{2i}^2) - \nu_m k_2^2 |B_2|^2 \quad (8)$$

where B_{2r} and B_{2i} are the real and imaginary part of B_2 . For large ν_m , the amplitude of B_2 is small and the symmetry breaking term proportional to a_m is negligible. Under this condition, and with the boundary condition constrains, we expect from (8) or (10) that the behavior of B_2 is periodic, as it has been observed in the numerical simulations. On the other hand for relatively small ν_m , the non linear equilibration breaks the U(1) symmetry and B_{2i} becomes rather small and statistically stationary solutions can be observed with $B_{2r}^2 = \sqrt{S/a_m}$. In [13], it is discussed a systematic study of the magnetic reversal as a function of ν_m . In figure 1, we show three different time series of the $B_{2r} = \text{Re}(B_2)$ as a function of time for three different, relatively large, values of the magnetic diffusivity. The figure highlights the two major informations, namely the observation of reversals between the two possible large scale equilibria and the dramatic increase of the time delay between reversals for increasing ν_m values. Note that this long time scale, as observed in

the upper panel of figure 1, is much longer than the characteristic time scale of B_2 near one of the two equilibrium states. The system spontaneously develops a significant time scale separation, for which given polarity is maintained for times much longer than the magnetic diffusion time. In figure 2 we show the average reversal time as a function of ν_m .

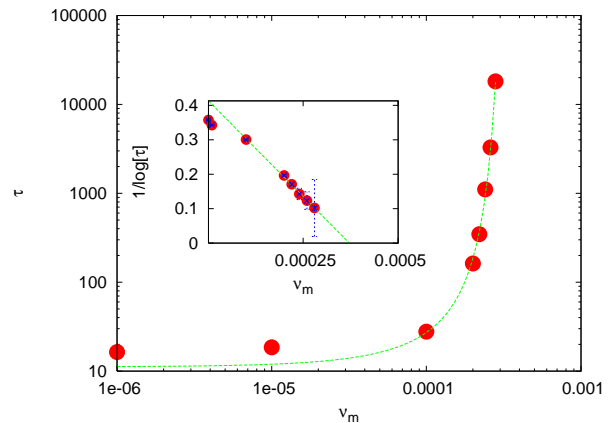


FIG. 2: Average persistence time τ as a function of the magnetic viscosity ν_m for $a_m = 0.1$ and $\nu = 10^{-7}$. The green line corresponds to the fit given by equation (12). In the insert we plot $1/\ln(\tau)$ and its error bars versus ν_m to highlight the linear behavior predicted by (12). Note that the error bars are smaller than the symbol size except for the very last point

In order to develop a theoretical framework aimed at understanding the result shown in figure 2, we assume, in the region where $\langle |B_2|^2 \rangle$ is independent on ν_m , that $B_{2i} \sim 0$ and that the term $F_2(u, B)$ can be divided into an average forcing term proportional to B_{2r} and a fluctuating part:

$$F_2(u, B) = \beta B_2 + \phi' \quad (9)$$

where β depends on f_0 and ϕ' is supposed to be uncorrelated with the dynamics of B_2 , i.e. $\langle \phi' B_2^* \rangle = 0$. Note that in the context of the mean-field approach to MHD, the first term βB_2 would correspond to an ‘alpha-effect’. Using (9), we can rewrite the equations for B_2 as follows:

$$\frac{dB_2}{dt} = \beta B_2 - a_m B_2^3 + \phi' \quad (10)$$

where we neglect the dissipative term since $\beta \gg \nu_m k_2^2$ in the region of interest. eq.(10) must be considered an effective equation describing the dynamics of the magnetic field B_2 and its reversals, and the fluctuations ϕ' incorporates the turbulent fluctuations from the velocity and magnetic field turbulent cascades. It is the effect of ϕ' which makes the system ‘jump’ between the two statistically stationary states. Using (8) we can obtain $\beta = \sqrt{S a_m}$ while the two statistical stationary states can be estimated as $\pm B_0$, $B_0^2 = \beta/a_m$.

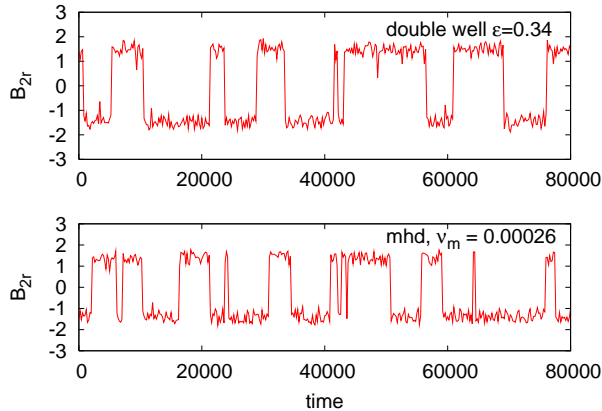


FIG. 3: Solutions of eq. (13) as compared to the behavior of B_{2r} obtained from (4)-(5) for $\nu_m = 0.00026$. The choice of σ in (13) is chosen to reproduce the mean transition time τ close to the solution of (4)-(5)

Interpreting eq.(10) as an effective stochastic differential equation, we can predict τ to be

$$\tau \sim \exp\left(\frac{\beta^2}{a_m \sigma}\right) = \exp\left(\frac{S}{\sigma}\right), \quad (11)$$

where σ is the variance of the noise ϕ' acting on the system. In [13] it is suggested that $\sigma = A(\nu_m^* - \nu_m)/uL$ which leads to

$$\tau \sim \exp\left(\frac{C}{\nu_m^* - \nu_m}\right), \quad (12)$$

where C is a constant independent of ν_m . This functional form is displayed in figure 2; it agrees remarkably with the observed numerical values of τ for a rather large range. In the insert of figure 1 we show $1/\log(\tau)$ as a function of ν_m to highlight the linear behavior predicted by eq.(12). The physical statement represented by (12) is that the average reversal time should show a critical slowing down for relatively large ν_m . In other words, we expect that fluctuations around the statistical equilibria increase as R_M increases. The increase of fluctuations may not be monotonic for very large R_M , which explains why we are not able to fit the entire range of ν_m shown in figure (1).

THE EFFECT OF SMALL PERIODIC FORCING

As shown in the previous section, eq.(10) can be considered an effective stochastic differential equation. More precisely, we can approximate the reversals of magnetic field B_{2r} by using eq. (1) with $\phi \equiv B_{2r}$ and suitable values of m and g such that ϕ_m corresponds to the magnitude of the observed statistically stationary states in the probability distribution of B_{2r} . Finally we must choose σ in (1) such that the average transition time is equal

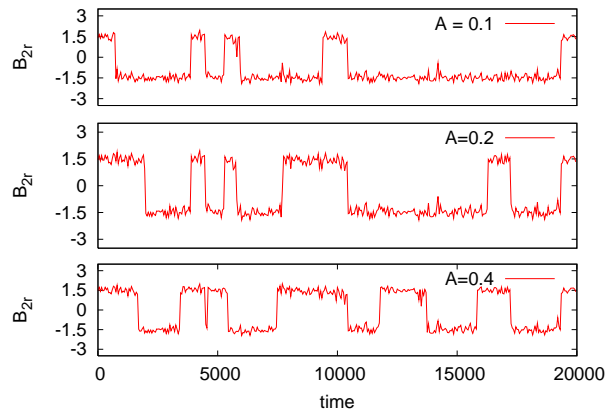


FIG. 4: Numerical solutions of (14) for different values of the external periodic forcing $A \sin(2\pi t/\omega)$. For $A = 0.4$ the dynamics of ϕ starts to behave periodically

to the one observed for the magnetic reversals (see figure (3)). For our purpose, we choose $\nu_m = 0.00026$ so that the average transition time is order 4000. Then the effective equation (1) is

$$d\phi = \phi(\phi_m^2 - \phi^2)dt + \sqrt{\sigma}dW(t) \quad (13)$$

where $\phi_m = 1.51$ and $\sigma = 0.34$ are the numerical values chosen in (13) for the dynamics of ϕ to be close to the observed numerical behavior of B_{2r} . In figure (3) we show the behavior of the numerical solution of (13) as compared to the time behavior of B_{2r} computed for $\nu_m = 0.00026$. Hereafter we refer to eq. (13) as "double well" model while we use the term "mhd" for eq.s (4)-(5).

Following our discussion in the introduction, we can use (3) to estimate the amplitude of an external periodic forcing $A \sin(\omega t)$ applied on the r.h.s of (13) with $2\pi/\omega = 4000$. It turns out that (3) gives $A \sim 0.5$ for SR to occur. This agrees very well with the numerical results shown in figure (4) where we plot the numerical solution of

$$d\phi = \phi(\phi_m^2 - \phi^2)dt + \sqrt{\sigma}dW(t) + A \sin(2\pi/\omega t) \quad (14)$$

with $A = 0.1$ (upper panel) $A = 0.2$ (middle panel) and $A = 0.4$ (bottom panel). A more quantitative description can be obtained by looking at the average Fourier amplitude $P_A \equiv \langle |\hat{\phi}(\omega)| \rangle$ and plotting P_A as a function of A . This is done in figure (6) (red circles).

We now turn our attention to the system (4)-(5) which describes the magnetic reversals within the simplified model discussed in the previous section. We add to the equation of motion of B_{2r} an external periodic forcing $A \sin(2\pi t/\omega)$ with the same period $2\pi t/\omega = 4000$ chosen for the numerical simulations of figure (3). In figure (5) we show the behavior of B_{2r} as a function of time for $A = 0.08$ and compared it against the solution of (14) for

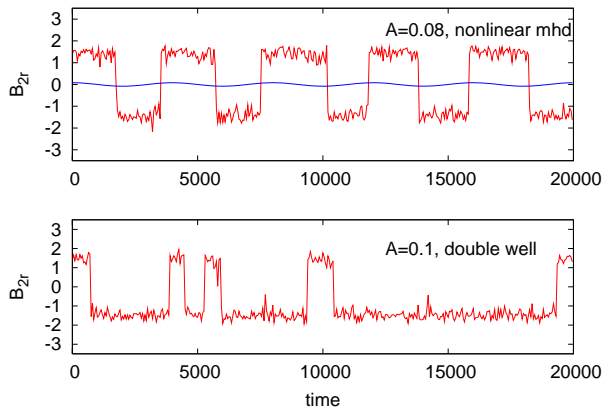


FIG. 5: Upper panel: numerical behavior of B_{2r} obtained from (4)-(5) when an external forcing $A \sin(2\pi t/\omega)$ is added to r.h.s. of (5) for $n = 2$. The blue curve shows the periodic forcing. Lower panel: solution of (14) with $A = 0.1$.

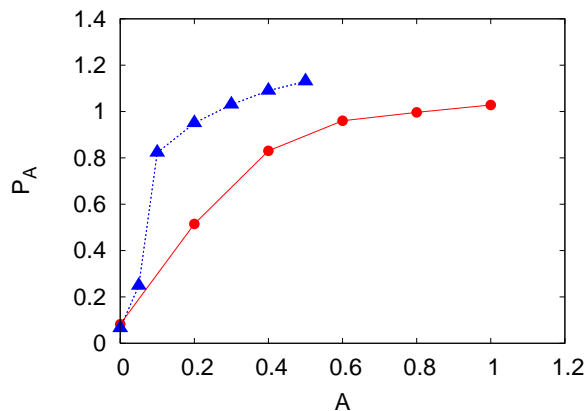


FIG. 6: The average Fourier amplitude $P_A \equiv \langle |\hat{\phi}(\omega)| \rangle$ as a function of A for eq. (14) (red circles). The blue triangles refer to the same quantity computed for the eq.s (4)-(5): the response function is much larger than for the case of stochastic differential equation (14).

the same A . We can clearly observe SR in the mhd equations (4-5) while for eq.(14) the effect of A is too small. In figure (6) we show the the average Fourier amplitude $P_A \equiv \langle |\hat{B}_{2r}(\omega)| \rangle$ and plotting P_A as a function of A comparing the result with the same quantity computed for the stochastic differential equation (14). The conclusion is that SR is amplified in the mhd equations (4)-(5) by almost a factor 5!

We remark that the effect shown in figure (5) is highly non trivial, i.e. it is not trivial to figure out an effective stochastic differential equation similar to (13) which shows the same sensitivity to the external perturbation A . Using a different language, borrowed by statistical field theory, we can say the the effective eq. (13) is described in terms of renormalized parameters which depends on the turbulent fluctuations. Since the statisti-

cally stationary states are due (on the average) to non linear equilibration between the fluctuating forcing term $F_2(u, B)$ and the large scale term $a_m B_2^3$, the effect of external perturbation changes (probably in a non linear way) the amount of fluctuations which fix the values of the renormalized parameter in (13). Another important point to remark is that the behavior observed in our simplified mhd model can be *blindly* parameterized as "stochastic noise", i.e. although turbulence is qualitatively acting as a noise in the dynamics, the turbulent fluctuations are correlated to the statistical equilibria in a way which is hardly to parameterize as an external noise.

CONCLUSION

In this paper we have shown a relatively simple example of amplification of SR in a system characterized by statistically stationary states. It is interesting to remark that, in our system, the large scale magnetic field is fluctuating in time around some state which is fully maintained by the turbulent energy flux from the velocity field (i.e. the dynamo instability). The effect on external perturbation changes this equilibria and amplifies the susceptibility of the system. The amplification observed shows that turbulent fluctuations cannot be parameterized as "noise" *independent* of statistical equilibria.

We argue that there may exist many different physical systems where similar effects can be observed. In particular, it will be interesting to explore whether such a strong sensitivity to external perturbation is relevant in geophysical flows where many theories of large scale multiple equilibria have been proposed in the past. Also, concerning the climate theory, our simple but non trivial example, shows how non linear fluctuations could be coupled to external forcing in a rather non intuitive way. This may open the possibility to reconsider SR in climate theory in the framework of more complex models where internal turbulent fluctuations of climate dynamics are explicitly taken into account and simulated. Finally, within the application of our present result in the case of dynamo instability, we argue whether a similar effect could be observed experimentally, i.e. whether by applying a small external forcing a large SR is observed for relatively low value of the external amplitude.

Acknowledgments This paper has been written for celebrating Madame Catherine Nicolis birthday and her long and outstanding career. One of the author (RB) have had many occasions in the past to work together with Catherine and to enjoy many long conversations on how to push the idea of non trivial dynamic behavior within the framework of stochastic differential equations applied to climate theory. Although the idea was accepted with some interest by the scientific community working on climate, the basic physical point of representing short term dynamic behavior of climate variables

by using external noises was considered, for many years, to be more a mathematical curiosity rather than a deep physical intuition. It is a pleasure to recognize that, after 30 years, the scientific community does consider today the effect of noise as physically meaningful and potentially important in both climate theory and weather forecasting. We are honored to share this achievement with Catherine and her husband Gregoire and thank Catherine for her wonderful work.

-
- [1] R. Benzi, G. Parisi, A. Suter and A. Vulpiani, *Tellus*, **34**, 1, (1982)
- [2] C. Nicolis, *Tellus*, **34**, 1, (1982)
- [3] L. Gammaitoni, P. Hanggi, P. Jung and F. Marchesoni, *Rev. Mod. Phys.*, **70**, 223, (1998)
- [4] R. Benzi, A. Suter, *J. Phys. A.*, **37**, L391, (2004)
- [5] Weeks, ER et al., *Science* **278**(5343), 1598 (1997); Majda AJ et al. *PNAS* **103**(22)8309 (2006)
- [6] Busse FH, in *CISM courses and lectures* **442**, 77 (2002)
- [7] R. Verzicco, R. Camussi, *J. Fluid Mech.* **383**, 55 (1999);
- R. Verzicco, R. Camussi, *J. Fluid Mech.* **477**, 19 (2003); Chilla et al., *Eur. Phys. J. B* **40**(2), 223 (2004); Stevens et al. *Phys. rev. Lett.* **103**(2), 024503 (2009)
- [8] Monchaux et al., *Phys. Rev. Lett.* **98**, 044502 (2007)
- [9] *Magnetohydrodynamics and the Earth's Core: Selected Works of Paul Roberts*, A. M. Soward Ed., CRC Press (2003)
- [10] M. Bourgoin, R. Volk, N. Plihon, P. Augier, J.-F. Pinton, *New J. Phys.* **8**, 329, (2006)
- [11] R. Monchaux et al., *Phys. Rev. Lett.* **98** 044502, (2007)
- [12] M. Berhanu et al., **77**, 59007 (2007)
- [13] R. Benzi and J.F. Pinton, *Phys. Rev. Lett.*, **105**, 0031-9007,(2010)
- [14] L. Biferale, *Annu. Rev. Fluid Mech.* **35**, 441 (2003)
- [15] Frick P and Sokoloff D., *Phys. Rev.* **E57**, 4155(1998)
- [16] Stepanov R and Plunian P, *J. Turb.* **7**, 39 (2006)
- [17] Plunian et al., *New Journal of Physics* **9**, 294 (2007)
- [18] R. Benzi, *Phys. Rev. Lett.*, **95**, 024502 (2005)
- [19] Y. Ponty et al., *Phys. Rev. Lett.* **94**, 164502 (2005)
- [20] J-P. Laval et al., *Phys. Rev. Lett.* **96**, 204503 (2006)
- [21] A. Bayliss et al., *Phys. Rev. E* **75**(2), 026303 (2007)
- [22] P. Frick, R. Stepanov, D. Sokoloff, *Phys. Rev. E* **74**, 066310 (2006)