

Quenching of the DOS beats in a two-dimensional electron gas in tilted magnetic fields

Rayda Gammag*, Cristine Villagonzalo

Structure and Dynamics Group, National Institute of Physics
University of the Philippines, Diliman, 1101 Quezon City, Philippines

Abstract

A two-dimensional electron gas exposed to a tilted magnetic field is considered with the Rashba spin-orbit interaction and the Zeeman effect. An exact solution for the eigenvalues was obtained assuming that two opposite spin states of adjacent Landau levels have equal probability. No crossings between adjacent eigenenergies were observed, for the tilt angles studied here ($\theta \leq 80^\circ$), unlike in the perpendicular-magnetic-field case. The absence of crossings lead to quenched beating structures in the oscillations of the density of states (DOS). Persistent spin-splittings were observed at the weak magnetic field region. The splittings, however, can be effectively screened by an increased Landau level broadening. The results shed light on how spins can be controlled through the Rashba interaction strength, the disorder-related broadening and the magnetic field tilt angle.

Keywords: A. heterojunctions, D. spin-orbit effects

1. Introduction

The focus and interest in the development of spintronics lies in the maneuvering of the spin, rather than solely the charge, as the medium of transport in microelectronics [1, 2, 3]. For instance, the spin field-effect transistor (spin-FET) proposed by Datta and Das consists of a two-dimensional electron gas (2DEG) connected to ferromagnetic electrodes [2]. Here spin-polarized electrons from a ferromagnetic source electrode are injected into the 2DEG. The spin can be rotated because an effective magnetic field, modulated by the gate voltage, is induced by the spin-orbit interaction.

Rashba first studied a wurtzite lattice semiconductor where an energy extremum is reached not at isolated points in the Brillouin zone but over an extended region [4]. He considered that spin-orbit interaction (SOI) serves as a measure of the depth of this extremum loop. Using the effective mass approximation, Rashba obtained the eigenvalues of electrons with SOI under a perpendicular magnetic field. His work has since then served as a benchmark of SOI studies arising from inversion asymmetric potentials.

Whenever a 2DEG layer is sandwiched in a host system that lacks structure inversion symmetry the spin degeneracy of the electron states is lifted even in the absence of an external magnetic field [5]. This zero-magnetic-field spin splitting is relativistic in nature. With respect to a laboratory frame, the electrons are moving in an electric field brought about by the potential well asymmetry. In the electrons' rest frame, however, it is the electric field that is varying. Hence, the electric field appears to the electrons as a magnetic field, which is now called the Rashba field B_R . This nonzero B_R has been measured, for

example, in GaAs and InSb and other III-V heterostructures and in some narrow-gap II-VI semiconductor devices [6, 7, 8, 9].

Most research investigations on 2DEG with Rashba SOI have dealt with the case when an external magnetic field \vec{B} is oriented perpendicular to the plane [10, 11]. A common feature of these studies is the manifestation of beating patterns in the Shubnikov-de Haas (SdH) oscillations which is attributed to the unequally spaced energy spectrum brought about by the Rashba SOI [12]. In general, however, there are two types of spin-orbit interactions that govern the nature of a 2DEG found in heterostructures, namely, the Rashba and the Dresselhaus terms. The latter's electric field is associated with the host crystal's inversion asymmetry and is enhanced by the confinement [5] and by temperature [13]. The Rashba contribution is usually stronger as evidenced by III - V semiconductors [2, 7] and also in HgTe quantum wells [13]. When only one type of SOI is present or when one dominates the other, the beats in the oscillations are expected. But when the two SOI contributions are equal, the SdH oscillations are described by a singular frequency, that is, the beats are suppressed. The absence of the beating pattern in the resistivity versus B , for example, is attributed to equidistant energy levels [12].

Although most studies dwelt on the perpendicular-magnetic-field problem [10, 14, 15, 16], some also explored the effects of tilting the orientation of B with respect to the 2DEG plane. In an experimental work on an AlGaAs/GaAs heterojunction, for example, it was found that the magnetization versus B_z exhibits beating patterns at large tilt angles [17]. On the contrary, a collapse of the ringlike structures in the longitudinal resistivity was observed for increasing tilt angles. The ringlike structures originate from the crossings of two sets of spin split Landau levels from different sub-bands [18]. A theoretical work, on the other hand, found that when a 2DEG confined to a parabolic potential is under a tilted \vec{B} , its magnetoresistance exhibit beating

*Corresponding author

Email address: rayda.gammag@up.edu.ph (Rayda Gammag)

patterns [19]. The beats occurred when the cyclotron frequency is less than the frequency of the confining potential and \vec{B} is nearly parallel to the 2DEG plane. Another research group observed a beating pattern in the Fermi energy versus the tilt angle of a 2DEG under a parabolic potential, free of spin-orbit interaction but inclusive of Zeeman splitting [20]. When the same group included the Rashba SOI no pronounced beats were observed. In between adjacent quantum Hall plateaus, they found that in the presence of Rashba SOI or tilted fields, new intermediate plateaus arise. These are attributed to the lifted degeneracy [21].

The aim of this work is to solve the eigenvalues of a 2DEG with Rashba and Zeeman interactions when the external magnetic field is applied at an angle relative to the gas plane's normal. No exact solution to this problem is established yet. After obtaining the eigenenergies, the density of states will be calculated numerically in order to compare the results with experimental data and other theoretical studies.

2. Theoretical Formalism: An Analytic Solution

2.1. The Rashba SOI Hamiltonian

The Hamiltonian of an electron in the presence of a magnetic field $\vec{B} = (B_x, B_y, B_z)$ can be written as

$$H = H_0 + H_R + H_Z = \frac{\hbar^2 \vec{k}^2}{2m^*} + \alpha(\vec{\sigma} \times \vec{k}) \cdot \hat{z} - \vec{\mu} \cdot \vec{B}, \quad (1)$$

where H_0 is the free particle energy, H_R is the Rashba spin-orbit interaction, and H_Z is the Zeeman energy. Here m^* is the electron's effective mass. The strength of the Rashba SOI is indicated by the parameter α which is assumed to be constant for this present work. Here $\vec{\sigma}$ are the Pauli matrices and \vec{k} is the wave vector. The magnitude of the latter is determined by $k_j = -i\nabla_j + \frac{e}{\hbar}A_j$, where e is the electronic charge, \hbar is Planck's constant h over 2π , and A_j is the j -th component of the magnetic vector potential.

One expects from Eq. (1) that for strong \vec{B} the Zeeman term dominates while the Rashba term leads in the weak field region. However, in HgTe quantum wells, SOI is larger or comparable to the $sp-d$ exchange-interaction-induced giant Zeeman splitting [13]. Note that the spin-splitting brought about by H_R does not require an external \vec{B} unlike H_Z . The magnitude of H_R is determined by the potential well asymmetry or by an external strain [22] while that of H_Z is regulated mainly by the intensity of \vec{B} .

Electrons in the $x - y$ plane, when subject to a perpendicular field of magnitude B , follow cyclotron orbits with angular frequency $\omega_c = eB/m^*$. Hence, they are essentially under a harmonic oscillator potential. Here we followed Rashba's formulation [4] where we let $k_{\pm} = k_x \pm ik_y$. When \vec{B} is tilted at an angle θ with respect to the perpendicular z -axis, the commutation of the wave vectors depends on the magnitude and direction, that is,

$$[k_x, k_y] = -\frac{ieB_z}{\hbar} = -\frac{ieB}{\hbar} \cos \theta. \quad (2)$$

When $\theta = 0$, we obtain Rashba's results that $[k_x, k_y]$ depends on B only. Moreover, since the momentum components do not commute they represent incompatible observables with an underlying uncertainty principle [23]. Relating the wave vector to the momentum by $p_i = \hbar k_i$, the uncertainty in simultaneous measurements of the momentum components becomes

$$\sigma_{p_x} \sigma_{p_y} \geq \frac{1}{2} \left(\frac{\hbar e B_z}{c} \right). \quad (3)$$

Keeping this in mind, the analytic solution can be conveniently obtained by using the ladder operators

$$a = \sqrt{\frac{\hbar c}{2eB_z}} k_- \quad \text{and} \quad a^\dagger = \sqrt{\frac{\hbar c}{2eB_z}} k_+, \quad (4)$$

which satisfy the canonical commutation relation $[a, a^\dagger] = 1$.

The Hamiltonian can be rewritten as

$$H = \begin{pmatrix} H_n + \Omega_z & i\Upsilon a + \Omega_- \\ -i\Upsilon a^\dagger + \Omega_+ & H_n - \Omega_z \end{pmatrix} \quad (5)$$

where $H_n = \frac{1}{2}(aa^\dagger + a^\dagger a)$, $\Omega_j = B_j m^*/2B_z m_e$ is the j -th component of the rescaled Zeeman energy, $\Upsilon = 2\alpha \sqrt{\zeta/\hbar\omega_c}$ is the rescaled Rashba parameter, $\zeta = m^*/2\hbar^2$ and $\Omega_{\pm} = \Omega_x \pm i\Omega_y$. Here we have assumed that the g -factor $g = 2$. In this work, energy units are given in terms of $\hbar\omega_c$ where $\omega_c = eB_z/m^*$. We used $m^* = 0.05m_e$ where m_e is the rest mass of an electron.

In solving the Schrödinger equation,

$$\begin{pmatrix} H_n + \Omega_z - E & i\Upsilon a + \Omega_- \\ -i\Upsilon a^\dagger + \Omega_+ & H_n - \Omega_z - E \end{pmatrix} \begin{pmatrix} \sum_{n=0} a_n \phi_n \\ \sum_{n=0} b_n \phi_n \end{pmatrix} = 0, \quad (6)$$

we express the wave function solutions in terms of a superposition of the harmonic oscillator basis functions ϕ_n where the coefficients a_n and b_n are the unknown spin-up and spin-down complex coefficients of the n th Landau level, respectively. This yields a set of secular equations

$$\left(n + \frac{1}{2} + \Omega_z - E \right) a_n + i\Upsilon \sqrt{n+1} b_{n+1} + \Omega_- b_n = 0, \quad (7)$$

$$-i\Upsilon \sqrt{n} a_{n-1} + \Omega_+ a_n + \left(n + \frac{1}{2} - \Omega_z - E \right) b_n = 0. \quad (8)$$

Note that the secular equations derived by Rashba [4] are recovered when \vec{B} is normal to the 2DEG plane, that is, when we let $\Omega_+ = \Omega_- = 0$. We will impose this latter condition on secular Eqs. (7) and (8) to obtain the 2DEG behavior when $\theta = 0$. Later we will be needing such information for comparison with our results on tilted fields.

When we consider the pure Zeeman case ($\Upsilon = 0$), the eigenvalues are shown to be

$$E_Z^\pm = n + \frac{1}{2} \pm \Omega. \quad (9)$$

Accounting for the contribution of the in-plane magnetic field, the general Zeeman term $\Omega = \sqrt{\Omega_x^2 + \Omega_y^2 + \Omega_z^2}$ replaces the Ω_z in the perpendicular-magnetic-field case. As expected, the spin-splitting brought about by the Zeeman effect $\Delta_Z = 2\Omega$ is determined by the magnitude of \vec{B} which includes both the in-plane

and perpendicular components. On the other hand, when only the Rashba SOI is the source of spin splitting ($\Omega = 0$), the eigenvalues can be expressed as

$$E_R^\pm = n \pm \frac{1}{2} \sqrt{1 + 4\Upsilon^2 n}. \quad (10)$$

The spin splitting brought about solely by the Rashba SOI $\Delta_R = E_R^+ - E_R^- = \sqrt{1 + 4\Upsilon^2 n}$ is directly proportional to the strength of the spin-orbit interaction and to the square root of Landau level index. The number of filled Landau levels n is inversely proportional to $B_z = B \cos \theta$. This means that for a given direction θ , the Rashba splitting is more pronounced as $B \rightarrow 0$. When the intensity B is fixed, Δ_R becomes larger as θ approaches 90° .

2.2. The Energy Spectrum

We need to solve Eq. (7) and Eq. (8) in order to obtain the general eigenvalues when both the Zeeman and Rashba terms are present. Here one needs to have additional specifications about the 2DEG since there are more unknown coefficients than there are secular equations. This makes the tilted-field case difficult to deal with. A probable additional equation would be the normalization condition but establishing it is not straightforward because of the coupling of adjacent orthogonal states. Due to these challenges, some researchers resorted to using perturbation theory [24], the continued fraction numerical method [21], and a quasi-classical approach [25]. But as far as we know, an exact solution for the tilted-magnetic-field case has not yet been done. In this work we will take advantage of Landau level crossings in order to obtain an analytical solution to the problem.

When \vec{B} is oriented normal to the 2DEG plane, energy level crossings are observed. These crossings are caused by the widening energy gap Δ between opposite spins of the same Landau level n . The gap widens due either to an increasing Rashba SOI strength [15, 24] or magnetic field [26] until opposite spins of different Landau levels intersect, that is, $E_{n-1\uparrow}$ crosses with $E_{n\downarrow}$ while $E_{n+1\downarrow}$ crosses with $E_{n\uparrow}$. The state $|n-1, \uparrow\rangle$ becomes closer to $|n, \downarrow\rangle$ than to $|n-1, \downarrow\rangle$. We invoke that $|n-1, \uparrow\rangle$ and $|n, \downarrow\rangle$ are equally probable. This also applies to $|n+1, \downarrow\rangle$ and $|n, \uparrow\rangle$. Since the coefficients a_n and b_n measure the probability of obtaining the state ϕ_n , we hypothesize that a particular solution can be based on the following

$$|b_n|^2 = |a_{n-1}|^2 \quad \longleftrightarrow \quad ib_n = a_{n-1}, \quad (11)$$

$$|b_{n+1}|^2 = |a_n|^2 \quad \longleftrightarrow \quad b_{n+1} = -ia_n. \quad (12)$$

Using Eq. (12), the secular Eq. (7) becomes

$$\left(n + \frac{1}{2} + \Omega_z - E\right)a_n + \Upsilon \sqrt{n+1}a_n + \Omega_- b_n = 0. \quad (13)$$

Similarly, substituting Eq. (11), Eq. (8) becomes

$$\Upsilon \sqrt{n}b_n + \Omega_+ a_n + \left(n + \frac{1}{2} - \Omega_z - E\right)b_n = 0. \quad (14)$$

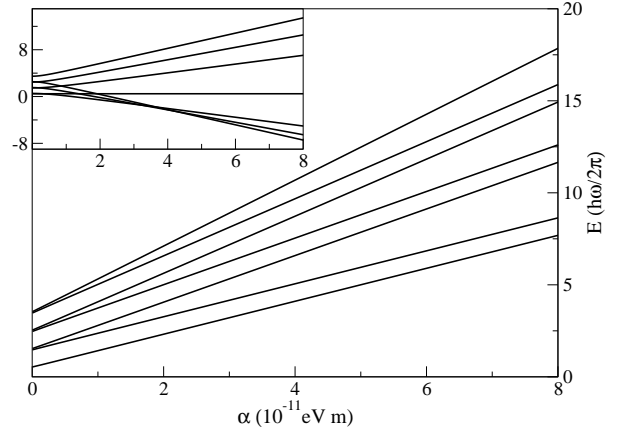


Figure 1: The eigenvalues as a function of the Rashba parameter. Here $B = 0.1$ T. The main frame corresponds to $\theta = 45^\circ$ while the inset to $\theta = 0$.

Therefore, we obtain

$$a_n = -\left(\frac{n + \frac{1}{2} - \Omega_z - E + \Upsilon \sqrt{n}}{\Omega_+}\right)b_n. \quad (15)$$

Equation (15) is valid in the tilted-magnetic-field case only. Otherwise we need to set $\Omega_+ = \Omega_- = 0$ in Eqs. (7) and (8).

Substituting Eq. (15) into Eq. (13), we have

$$\left((E_z^+)_z - E + \Upsilon \sqrt{n+1}\right)\left((E_z^-)_z - E + \Upsilon \sqrt{n}\right) - \Omega_+ \Omega_- = 0, \quad (16)$$

where $(E_z^\pm)_z = n + \frac{1}{2} \pm \Omega_z$ which is the z -component of Eq. (9). This system of equations leads to a quadratic equation in E which can be expressed as

$$E^2 - \left\{2\left(n + \frac{1}{2}\right) + \Upsilon(\sqrt{n} + \sqrt{n+1})\right\}E + \left(n + \frac{1}{2}\right)^2 + \Upsilon^2 \sqrt{n} \sqrt{n+1} + \left(n + \frac{1}{2}\right)\Upsilon(\sqrt{n} + \sqrt{n+1}) - \Omega_z^2 + \Omega_z \Upsilon(\sqrt{n} - \sqrt{n+1}) - \Omega_+ \Omega_- = 0, \quad (17)$$

with the following roots

$$E = n + \frac{1}{2} + \frac{\Upsilon}{2}(\sqrt{n} + \sqrt{n+1}) \pm \frac{1}{2} \sqrt{\left[\Upsilon(\sqrt{n+1} - \sqrt{n}) + 2\Omega_z\right]^2 + 4\Omega_+ \Omega_-}. \quad (18)$$

The effect of tilting, based on Eq. (18), is to increase the gap between the spin up and spin down states. This results into the suppression of the crossings (See Fig. 1.) that are observed when \vec{B} is perpendicular to the 2DEG plane (See inset.). This is true for the range of the Rashba strength studied in Fig. 1 and for the case when $0 < \theta \leq 80^\circ$. In the presence of an in-plane component¹ of the magnetic field B_{\parallel} , the Landau levels are now substantially separated as shown in the main frame of

¹Here “in-plane” and “perpendicular” are with respect to the 2DEG while the angle θ is measured in reference to the axis normal to the system’s plane.

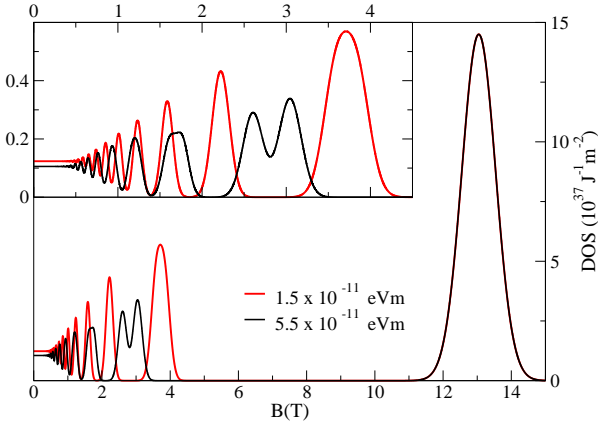


Figure 2: The density of states as a function of B for $E \approx 13.18$ meV and for two different Rashba parameters. Note that the two curves coincide at $B \gtrsim 4.5$ T. The plot is taken for $\Gamma = 0.5$ meV and $\theta = 22.5^\circ$.

the same figure. The same absence of crossings due to B_{\parallel} was also shown in Ref. [25] where they considered a quasi-classical limit. However, our preliminary investigation shows that beyond 80° crossings reappear.

Inspecting Fig. 1 closely, for a given n the splitting Δ is minimal, but not zero, when $\alpha = 0$. At this point the splitting originates solely from the Zeeman term and the energies of the $|n, \uparrow\rangle$ and $|n, \downarrow\rangle$ are close to each other. As the Rashba parameter is increased, the gap widens until we can observe that the gap between $|n+1, \downarrow\rangle$ and $|n, \uparrow\rangle$ becomes smaller than that of the $|n, \uparrow\rangle$ and $|n, \downarrow\rangle$. It is remarkable that the $|n+1, \downarrow\rangle$ and $|n, \uparrow\rangle$ indicate parallelism assuring that crossings are unlikely to occur even at strong Rashba SOI.

3. Density of States

In analyzing the properties of a 2DEG we usually refer to the density of states (DOS) which indicate the number of one-electron levels in the energy range E to $E + dE$ [27]. In this work, we will be employing its Gaussian form

$$\text{DOS}(E) = \frac{eB\cos\theta}{h} \sum_n \left(\frac{1}{2\pi}\right)^{1/2} \frac{1}{\Gamma} \exp\left[-\frac{(E - E_n)^2}{2\Gamma^2}\right]. \quad (19)$$

The tilt angle θ affects both the magnitude and the center E_n of the Gaussian peaks. The parameter Γ denotes the Landau level broadening width. Any variations of the DOS with reference to the different tunable parameters involved can be used to predict and explain the behavior of thermodynamic quantities.

3.1. Rashba interaction effects

For a particular energy level, we plot the DOS versus B for two different Rashba SOI strengths in Figs. 2 and 3. In addition to the Zeeman term, the presence of the Rashba interaction usually widens the spin-splitting gap as can be seen in the eigenvalues obtained in Eq. (18). This is evident in Fig. 2 especially in

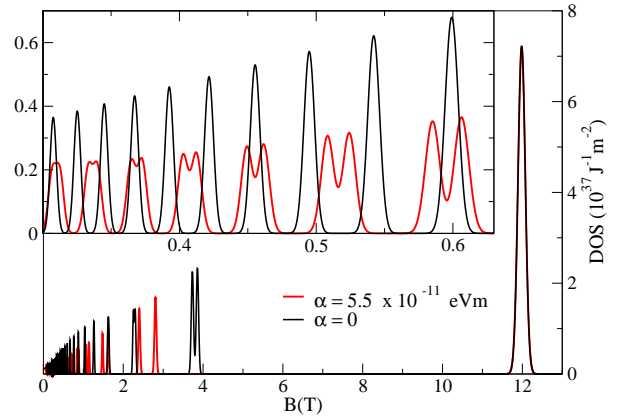


Figure 3: The density of states as a function of B for $E \approx 13.18$ meV in the absence and presence of Rashba SOI. Here $\theta = 80^\circ$ and $\Gamma = 0.1$ meV.

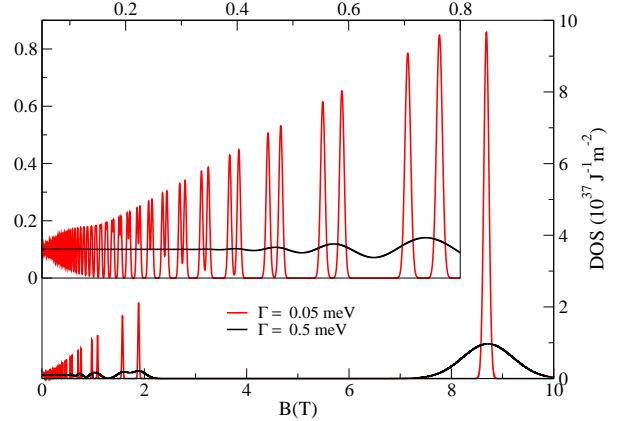


Figure 4: The density of states as a function of B for $E \approx 8.79$ meV for different Landau level widths. Here $\alpha = 5.5 \times 10^{-11}$ eVm and $\theta = 22.5^\circ$.

the region $2 \text{ T} < B < 4 \text{ T}$. We can attribute the splitting for different α to the Rashba interaction exclusively since both curves are under the same magnetic field region. At these moderately strong fields, the Zeeman splitting is hardly noticeable. In contrast, at a very strong magnetic field region ($B > 10 \text{ T}$), changes in the Rashba interaction strength will have a negligible effect on the DOS. This is expected since the Zeeman term is dominant at large B . The precise coincidence of the two curves at very strong B region supports this. This is further emphasized in Fig. 3 where the Rashba term was completely turned off for the solid line. At the main frame, the splitting at $B > 2 \text{ T}$ originates from the Zeeman term. From the inset, we notice that at weak magnetic fields ($B < 1 \text{ T}$, see inset of Fig. 3), the spin-splitting brought about by the Rashba SOI persists while that arising from the Zeeman interaction becomes negligible.

3.2. Landau level broadening effects

The broadening parameter is considered to be a measure of disorder in the system [28]. Based on Fig. 4 wider broadening obscures the oscillations and spin splittings at the lower B

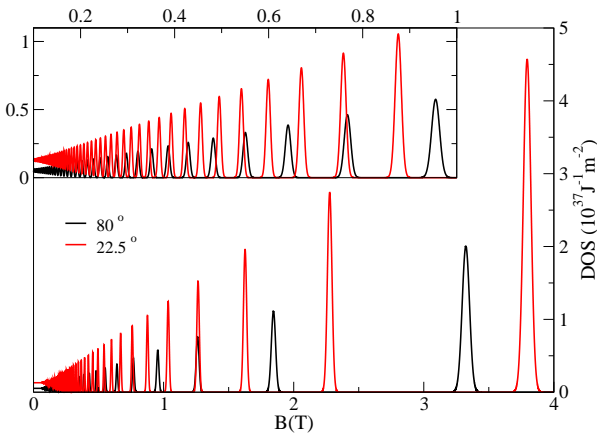


Figure 5: The density of states as a function of B for $E \approx 13.18$ meV at different tilt angles when the Zeeman term is neglected. Here $\alpha = 5.5 \times 10^{-11}$ eVm and $\Gamma = 0.1$ meV.

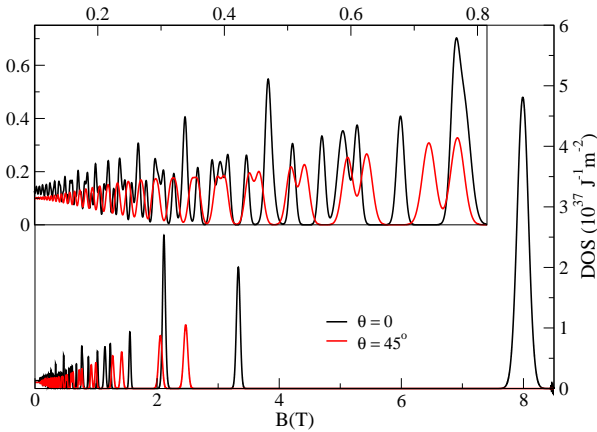


Figure 6: The density of states as a function of B for $E \approx 8.79$ meV showing the comparison of the no tilt scenario from the tilted case. Here $\alpha = 5.5 \times 10^{-11}$ eVm and $\Gamma = 0.1$ meV.

region. Together with Fig. 2, we can infer that both the reduction of disorder in the system (smaller Γ) and increase of the heterostructure asymmetry (larger α) pave the way for the oscillations at the weak field region to manifest. A similar obscuring effect was observed for the spinless case [29]. Hence, samples with smaller Γ will likely be able to exhibit the pronounced splittings.

3.3. Tilt effects

The presence of an in-plane component of B causes a non-uniform phase shift to the DOS oscillations as can be seen in Fig. 5. From Eq. (19), the height of the DOS peaks is determined only by the prefactor $B_z = B \cos \theta$. This explains the taller peaks for $\theta = 22.5^\circ$. The “phase shift” in the DOS oscillations that depends on the direction of the field might be related to the anisotropy measured in the magnetization data of Ref. [17]. Since the magnetization leads to a measure of the ground state

DOS, it is likely that the behavior of the experimental results for magnetization reflects a similar shifting of the DOS phase.

In order to compare the influence of the tilt angle, we study Fig. 6. For the perpendicular case ($\theta = 0$), the presence of taller peaks in between shorter ones is reminiscent of beating patterns observed in thermodynamic quantities [5, 30, 31]. The monotonic increase in the height of the DOS peaks for $\theta = 45^\circ$ can point to obscured beats. We can deduce here that the occurrence of beats can be traced from the crossings of energy levels which are present only in the perpendicular-magnetic-field case. This is unlike the data of Ref. [17] where the beat structures become more prominent at large tilt angles. We note, however, that the measurements reported by their group was with respect to B_z only and not with respect to the total B as is the case in this present work. Moreover, they have fitted their empirical data with a broadening parameter $\Gamma \propto \sqrt{B}$ while a constant Γ is assumed herein. In comparison we also simulated the DOS using the \sqrt{B} -dependent broadening and found stronger oscillations when $B < 1$ T. Smearing and broader Gaussian peaks are observed when $B > 1$ T. This is expected because narrower widths would be anticipated in weak fields and wider widths in stronger fields. Nonetheless there were still no noticeable beating patterns.

4. Conclusions

A two-dimensional electron gas under a tilted magnetic field with Rashba and Zeeman interactions was studied. An exact solution was obtained for the case when opposite spin states of neighboring Landau levels are equally probable. Eigenvalue crossings were not observed for the tilt angles studied here ($\theta \leq 80^\circ$). This agrees with the numerical result of Ref. [26] wherein the energy crossing degeneracies are lifted for a 2DEG without disorder. The tilting of magnetic fields for ($0 < \theta \leq 80^\circ$) resulted to quenching of the beating patterns in the density of states. We conclude that it is not the unequal spacing between energy levels but the presence of crossings that directly cause the beats observed in literature. The persistence of the spin-splitting in weak and moderately strong magnetic fields brought about by the Rashba interaction is more perceptible in systems with less disorder. Although the Rashba interaction causes splittings, it also reduces the amplitude of the oscillations similar to the effect of the Landau level broadening. The Zeeman contribution to the splitting is comparable to that of the Rashba term at moderate fields and becomes dominant at strong fields. The determination of these different regimes as well as the effects of the field’s tilt angle will enable the fitting of the 2DEG according to their desired state and application.

This work shows that tuning the Rashba interaction with tilted fields yields 2DEG behavior which varies differently if the magnetic field is purely perpendicular. While this manuscript was in preparation, the authors came across new results in Ref. [32] which reveal a drastic change in the behavior of the longitudinal resistance from the perpendicular to the case with tilted fields, even for small angles. How this transition is approached must come from self-organizing electron interactions in addition to the Rashba and Zeeman interactions.

Acknowledgment

R. Gammag is grateful to the Commission on Higher Education (CHED) for the Ph.D. scholarship provided through the CHED - National Institute of Physics as a Center of Excellence Program.

References

- [1] D. Grundler, *Physics World* 15 (2002) 39.
- [2] S. Datta, B. Das, *Appl. Phys. Lett.* 56 (1990) 665.
- [3] J. Nitta, T. Bergsten, *IEEE Trans. Electron Dev.* 54 (2007) 955.
- [4] É.I. Rashba, *Sov. Phys. Solid State* 2 (1960) 1109.
- [5] J. Luo, H. Munekata, F.F. Fang, P.J. Stiles, *Phys. Rev. B* 41 (1990) 7685.
- [6] K. Fujii, Y. Morikami, T. Ohyama, S. Gozu, S. Yamada, *Physica E* 12 (2002) 432.
- [7] S. Giglberger, L.E. Golub, V.V. Bel'kov, S.N. Danilov, D. Schuh, C. Gerl, F. Rohlfing, J. Stahl, W. Wegscheider, D. Weiss, W. Prettl, S.D. Ganichev, *Phys. Rev. B* 75 (2007) 035327.
- [8] L. Meier, G. Salis, I. Shorubalko, E. Gini, S. Schön, K. Ensslin, *Nature Physics* 3 (2007) 650.
- [9] Y.S. Gui, C.R. Becker, J. Liu, V. Daumer, V. Hock, H. Buhmann, L.W. Molenkamp, *Europhys. Lett.* 65 (2004) 393.
- [10] X.F. Wang, P. Vasilopoulos, *Phys. Rev. B* 67 (2003) 085313.
- [11] K.S. Cho, C-T. Liang, Y.F. Chen, J.C. Fan, *Semicond. Sci. Technol.* 22 (2007) 870.
- [12] N.S. Averkiev, M.M. Glazov, S.A. Tarasenko, *Solid State Commun.* 133 (2005) 543.
- [13] Y.S. Gui, C.R. Becker, N. Dai, J. Liu, Z.J. Qiu, E.G. Novik, M. Schäfer, X.Z. Shu, J.H. Chu, H. Buhmann, L.W. Molenkamp, *Phys. Rev. B* 70 (2004) 115328.
- [14] Z. Wang, W. Zhang, P. Zhang, *Phys. Rev. B* 79 (2009) 235327.
- [15] S.-Q. Shen, M. Ma, X.C. Xie, F.C. Zhang, *Phys. Rev. Lett.* 92 (2004) 256603.
- [16] S.-Q. Shen, Y.-J. Bao, M. Ma, X.C. Xie, F.C. Zhang, *Phys. Rev. B* 71 (2005) 155316.
- [17] M.A. Wilde, D. Reuter, Ch. Heyn, A.D. Wieck, D. Grundler, *Phys. Rev. B* 79 (2009) 125330.
- [18] G.J. Ferreira, J.C. Egues, *J. Supercond. Nov. Magn.* 23 (2010) 19 - 22.
- [19] C. Zhang, Y. Takahashi, *Semicond. Sci. Technol.* 12 (1997) 835.
- [20] A.C.A. Ramos, T.F.A. Alves, G.A. Farias, R.N. Costa Filho, N.S. Almeida, *Physica E* 41 (2009) 1267.
- [21] T.F.A. Alves, A.C.A. Ramos, G.A. Farias, R.N. Costa Filho, N.S. Almeida, *Eur. Phys. J. B* 67 (2009) 213.
- [22] É.I. Rashba, *Physica E* 34 (2006) 31.
- [23] R. Shankar, *Principles of Quantum Mechanics*, Springer, New York, 1994.
- [24] E. Lipparini, M. Barranco, F. Malet, M. Pi, *Phys. Rev. B* 74 (2006) 115303.
- [25] Yu.A. Bychkov, V.I. Mel'nikov, É.I. Rashba, *Sov. Phys. JETP* 71 (1990) 401.
- [26] Z-F. Jiang, S-Q. Shen, F-C. Zhang, *Phys. Rev. B* 80 (2009) 195301.
- [27] N.W. Ashcroft, N.D. Mermin, *Solid State Physics*, Saunders College, Forth Worth, 1976.
- [28] Q. Li, X.C. Xie, S. Das Sarma, *Phys. Rev. B* 40 (1989) 1381.
- [29] R. Gammag, C. Villagonzalo, *Solid State Commun.* 146 (2008) 487.
- [30] J.P. Heida, B.J. van Wees, J.J. Kuipers, T.M. Klapwijk, G. Borghs, *Phys. Rev. B* 57 (1998) 11911.
- [31] S.A. Studenikin, P.T. Coledridge, G. Yu, P.J. Poole, *Semicond. Sci. Technol.* 20 (2005) 1103.
- [32] J. Xia, J. P. Eisenstein, L.N. Pfeiffer and K.W. West, *Nature Physics* 7 (2011) 845.