

A comparative measurement of $\phi \rightarrow K^+K^-$ and $\phi \rightarrow \mu^+\mu^-$ in In-In collisions at the CERN SPS

NA60 Collaboration

R. Arnaldi^a, K. Banicz^{b,c}, J. Castor^d, B. Chaurand^e, W. Chen^f, C. Cicalò^g, A. Colla^h, P. Cortese^h, S. Damjanovic^{b,c}, A. David^{b,i}, A. de Falco^{j,*}, A. Devaux^d, L. Ducroux^k, H. En'yo^l, J. Fargeix^d, A. Ferretti^h, M. Floris^j, A. Förster^b, P. Force^d, N. Guettet^{b,d}, A. Guichard^k, H. Gulkanian^m, J. M. Heuser^l, M. Keil^{b,i}, Z. Li^f, C. Lourenço^b, J. Lozanoⁱ, F. Manso^d, P. Martins^{b,i}, A. Masoni^g, A. Nevesⁱ, H. Ohnishi^l, C. Oppedisano^a, P. Parracho^{b,i}, P. Pillot^k, T. Poghosyan^m, G. Puddu^j, E. Radermacher^b, P. Ramalhete^b, P. Rosinsky^b, E. Scomparin^a, J. Seixasⁱ, S. Serci^j, R. Shahoyan^{b,i}, P. Sondereggerⁱ, H. J. Specht^c, R. Tieulent^k, A. Uras^j, G. Usai^j, R. Veenhof^b, H. K. Wöhri^{j,i}

^aINFN sezione di Torino, Italy

^bCERN, 1211 Geneva 23, Switzerland

^cPhysikalisches Institut der Universität Heidelberg, Germany

^dLPC, Université Blaise Pascal and CNRS-IN2P3, Clermont-Ferrand, France

^eLLR, Ecole Polytechnique and CNRS-IN2P3, Palaiseau, France

^fBNL, Upton, NY, USA;

^gINFN sezione di Cagliari, Italy

^hUniversità di Torino and INFN, Italy

ⁱInstituto Superior Técnico, Lisbon, Portugal

^jUniversità di Cagliari and INFN, Cagliari, Italy

^kIPN-Lyon, Université Claude Bernard Lyon-I and CNRS-IN2P3, Lyon, France

^lRIKEN, Wako, Saitama, Japan

^mYerPhI, Yerevan Physics Institute, Yerevan, Armenia

Abstract

The NA60 experiment at the CERN SPS has studied ϕ meson production in In-In collisions at 158A GeV via both the K^+K^- and the $\mu^+\mu^-$ decay channels. The yields and inverse slope parameters of the m_T spectra observed in the two channels are compatible within errors, different from the large discrepancies seen in Pb-Pb collisions between the hadronic (NA49) and dimuon (NA50) decay channels. Possible physics implications are discussed.

Keywords: Heavy Ion Collisions, ϕ puzzle

The theory of Quantum Chromo-Dynamics (QCD) predicts that matter under extreme conditions of temperature and energy density undergoes a phase

transition from hadronic matter to a plasma of deconfined quarks and gluons (QGP). The occurrence of this phase can be studied in the laboratory by means of high energy heavy-ion collisions. Strangeness enhancement has been suggested as a signature of QGP formation [1]. The ϕ meson, being composed of an $s\bar{s}$ pair, is an ideal probe for the study of strangeness production. Moreover, the ϕ mass and branching ra-

*Corresponding author at: Università di Cagliari and INFN, Cagliari, Italy

Email address: alessandro.de.falco@ca.infn.it
(A. de Falco)

Table 1: Centrality bins, measured number of ϕ , ratio between background and signal, measured ϕ mass and width.

$dN_{ch}/d\eta$ range	$\langle N_{part} \rangle$	N_{ϕ} (meas.)	B/S	m_{ϕ} (MeV/ c^2)	σ_m (MeV/ c^2)
29-42	41	$1.5 \cdot 10^4$	188	1019.9 ± 1.7	6.5 ± 1.2
42-95	78	$1.3 \cdot 10^5$	240	1019.9 ± 1.2	7.5 ± 1.1
96-160	133	$6.5 \cdot 10^5$	310	1019.3 ± 1.8	7.4 ± 2.3
161-250	177	$6.8 \cdot 10^5$	465		

Table 2: ϕ inverse slope and yield extracted from the analyses in the muon and kaon channels as a function of centrality.

$\langle N_{part} \rangle$	$T_{\text{eff}}^{\mu\mu}$ (MeV)	$\langle \phi \rangle_{\mu\mu}(p_T > 0.9 \text{ GeV})$	T_{eff}^{KK} (MeV)	$\langle \phi \rangle_{KK}(p_T > 0.9 \text{ GeV})$	$\langle \phi \rangle_{KK}(p_T > 0)$
15	209 ± 4	$0.044 \pm 0.002 \pm 0.005$	-	-	-
41	232 ± 4	$0.197 \pm 0.009 \pm 0.021$	-	$0.16 \pm 0.05 \pm 0.08$	$0.64 \pm 0.17 \pm 0.03$
78	245 ± 4	$0.48 \pm 0.02 \pm 0.05$	-	$0.47 \pm 0.06 \pm 0.02$	$1.60 \pm 0.18 \pm 0.06$
133	250 ± 4	$1.03 \pm 0.03 \pm 0.07$	$253 \pm 11 \pm 5$	$1.01 \pm 0.07 \pm 0.05$	$3.5 \pm 0.2 \pm 0.2$
177	249 ± 5	$1.65 \pm 0.06 \pm 0.07$	$254 \pm 13 \pm 6$	$1.49 \pm 0.11 \pm 0.07$	$4.6 \pm 0.3 \pm 0.4$

tios for the decay into kaon and lepton pairs may be modified in the medium [2, 3].

ϕ meson production was first studied at the CERN SPS by the NA49 [4, 5] and NA50 [6, 7] experiments. NA49 detected the ϕ through its decay into K^+K^- pairs, while NA50 studied the $\phi \rightarrow \mu^+\mu^-$ channel. The results obtained by the two experiments in Pb-Pb collisions show discrepancies both in the yield and in the inverse slope parameter T_{eff} of the m_T spectra. The ϕ multiplicity in central Pb-Pb collisions measured by NA50 in the dimuon channel is higher by about a factor of 4 with respect to the corresponding NA49 measurement in the K^+K^- channel. The T_{eff} value found by NA50 is about 220-230 MeV, showing a mild dependence on centrality, while NA49 measured an inverse m_T slope that increases with centrality and saturates at $T_{\text{eff}} \sim 300$ MeV. It has to be stressed that the NA50 acceptance is limited to high p_T , while NA49 is dominated by low p_T .

The discrepancy between the NA49 and NA50 results, known as “ ϕ puzzle”, triggered a considerable effort to explain the observed differences [8, 9, 10, 11]. It was argued that in-medium effects may affect the spectral function of the ϕ , causing a modification of its mass and partial decay widths. Moreover, kaon absorption and rescattering in the medium can result in a loss of signal in the region of the ϕ invariant mass in the K^+K^- channel, thus reducing the observed yield. This effect would be concentrated at low p_T , causing a hardening of the p_T spectrum in

this channel [11, 9]. Nevertheless, according to those calculations, the yield in lepton pairs is expected to exceed the one in kaon pairs by about 50%, which is much lower than the observed differences. More recently, the CERES experiment at the SPS studied ϕ production in Pb-Pb collisions both in the K^+K^- and dielectron channels, finding an agreement with the NA49 results [12]. However, CERES’ measurement of the T_{eff} parameter is affected by a large statistical error that does not allow to draw firm conclusions.

The NA60 experiment measured ϕ production in In-In collisions at the CERN SPS. The ϕ meson is detected through its decay both in muon and kaon pairs. In this paper, results on the $\phi \rightarrow K^+K^-$ channel will be presented and compared to the already published ones for the $\phi \rightarrow \mu^+\mu^-$ decay mode [13] and to the existing SPS measurements in different systems.

The detectors relevant for the present work are a muon spectrometer (MS) inherited from NA50 and a vertex telescope (VT). They are fully described in [14, 15]. The muon spectrometer is composed of a toroidal magnet, 8 multi-wire proportional chambers for the tracking and a set of scintillator hodoscopes that provides the main trigger, which selects muon pairs coming from a common vertex. It is preceded by a $12 \lambda_I$ thick hadron absorber. The VT is a high-granularity, radiation tolerant Si pixel detector, placed between the target and the absorber in a 2.5 T dipole field. It is used to determine the primary ver-

tex, the charged particle multiplicity and to measure the momentum of the charged tracks.

The sample used for the results presented in this paper was collected with a 158 A·GeV In beam impinging on a 0.17 λ_I thick In target, composed of 7 subtargets placed in vacuum. The acquired statistics consists of 230 million triggers, mainly dimuons. More than 99% of the dimuon events consist of uncorrelated pairs coming from the decay of pions and kaons in muons, or non-muon tracks. Since the tracks used in the present analysis are reconstructed using the Si tracker alone, the dimuon trigger acts like a minimum bias trigger. The distortion of the multiplicity distribution introduced by the dimuon trigger drops out, since the results are obtained normalizing the number of $\phi \rightarrow K^+K^-$ obtained in each multiplicity class to the number of events in that class, as discussed later in the text. Therefore, no bias is introduced by the dimuon trigger.

The charged tracks associated to the vertices reconstructed in the vertex tracker are used for this analysis. In order to avoid events with reinteractions of nuclear fragments in the subsequent targets, only events with one vertex in the target region are selected. The vertices are required to lay inside one of the Indium subtargets. In addition, this cut eliminates events with ambiguous vertices and pile-up events, and rejects about 55% of the statistics.

The tracks are selected requiring that the reduced χ^2 of the track fit is lower than 3. The collision centrality is determined through the measurement of the charged particle multiplicity. The number of produced charged particles N_{ch} is extracted from the raw charged track multiplicity, applying a correction that takes into account the detector acceptance, reconstruction efficiency and secondary particle production. The number of participants is then obtained assuming $N_{part} \propto dN_{ch}/d\eta$. We find $N_{part} \approx dN_{ch}/d\eta|_{3.7}$ [13], with a systematic error of about 10% for peripheral collisions and 5% for central collisions.

The analysis in the K^+K^- channel is performed assuming that all the charged particles associated with the primary vertex are kaons, and building all the possible opposite sign pairs among the tracks of each event (as discussed below, like sign pairs are used

for systematic checks and normalization purposes). This results in a considerable combinatorial background, which is reduced by a factor 10 in the ϕ mass range applying a cut on the pair's opening angle, $0.005 < \theta_{KK} < 0.15$ rad. Due to the low acceptance for the signal at low p_T , and to the corresponding high background to signal ratio (about three times higher than at high p_T) a cut on the pair transverse momentum $p_T > 0.9$ GeV/ c was applied. Furthermore, in order to exclude the borders of the detector acceptance, only tracks in the rapidity region $2.9 < y < 3.7$ are selected, where the rapidity is calculated assigning the kaon mass to the tracks. After applying these cuts, the ratio between background and signal ranges from ~ 190 to ~ 460 , depending on centrality.

The residual background is subtracted with an event mixing technique: events from runs taken in homogeneous conditions are grouped in pools according to the position of the target associated to the vertex, the centrality of the collision and the direction of the event plane [16]. The event plane azimuthal angle is calculated by means of the *flow vector*. Its components for the second harmonic are $Q_2^x = \sum_i w_i \cos(2\varphi_i)$ and $Q_2^y = \sum_i w_i \sin(2\varphi_i)$ [17], where the weight w_i associated to the i -th track is its transverse momentum and φ_i is its azimuthal angle. Tracks from different events belonging to the same pool are mixed. Each event is mixed with two other events. Mixed events are subject to the same cuts as the ones applied to the real data.

The obtained mixed spectra are normalized asking that in the mass region $1.02 < m < 1.06$ GeV/ c^2 the number of mixed like-sign pairs coincides with the corresponding one in the real data. Changing the mass range yields negligible differences in the results. Alternatively, the normalization factor is chosen such that the integral of the opposite sign mass spectra in the whole mass range is equal for the real and mixed samples. For both methods, the normalization factor is evaluated either for each subtarget separately, or averaged over the targets. The differences in the results coming from the choice of the normalization criterion, causing variations of about 4% in the determination of the number of ϕ mesons per centrality bin, are taken into account in the systematic error.

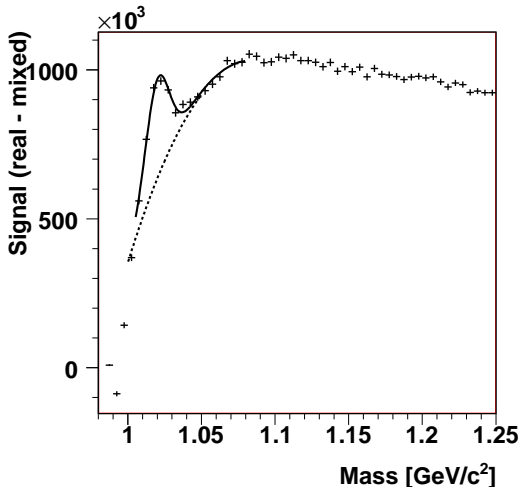


Figure 1: Invariant mass spectrum of the opposite sign pairs after combinatorial background subtraction for $p_T > 0.9$ GeV/ c integrated in centrality.

The invariant mass spectrum of the opposite sign pairs after combinatorial background subtraction (normalized with the like-sign pairs) is shown in Fig. 1, integrated in centrality. The function for the ϕ peak is determined fitting the mass distribution obtained with an overlay Monte Carlo simulation, that consists in reconstructing a generated ϕ decaying into a kaon pair on top of a real event. We use a gaussian superimposed to an empirical function that takes into account the mass tails and accounts for about 5% of the total number of ϕ . Several functions and fit mass ranges have been tested to describe the residual background, including polynomials of first and second order and functions that are null at the KK mass threshold. In order to check that the fit functions correctly reproduce the signal and the residual background, the fit procedure has been applied to the like-sign invariant mass spectra in several p_T intervals, after the subtraction of the event-mixed spectra. The like-sign pairs spectra have a shape which is very similar to the corresponding opposite sign ones for masses above the ϕ peak ($m > 1.04$ GeV/ c^2), and show a smooth trend down to $m = 1$ GeV/ c^2 . Since these pairs do not contain any signal, then a fit

applied to them should result in a null signal component, while the presence of a fictitious peak would indicate a bias in the fitting procedure. The fit applied to the like-sign pairs gives a signal component compatible with zero in all the p_T bins, showing that no artifact is introduced by the choice of the fit function.

It has to be noted that if the ϕ peak position and width are left as free parameters of the fit, the corresponding values are $m_\phi = 1019.5 \pm 0.3 \pm 1.2$ MeV/ c^2 and $\sigma_m = 7.8 \pm 0.3 \pm 1.2$ MeV/ c^2 , in good agreement with the simulations. Corresponding results as a function of centrality are reported in Table 1, together with the number of reconstructed ϕ mesons, obtained by integrating the function describing the ϕ peak, and the ratio between background and signal in the mass range $1.005 < m < 1.035$ GeV/ c^2 . Statistical and systematic errors for m_ϕ and σ_m are added in quadrature. The values show no dependence on centrality, indicating that no modification of the spectral function is visible within the sensitivity of the measurement. A similar result is obtained in the dimuon channel [13]. The results shown in the following are obtained fixing m_ϕ and σ_m to 1.019 GeV/ c^2 and 7.8 MeV/ c^2 , according to the Monte Carlo values.

In order to extract the m_T distributions, the fit to the invariant mass spectra is performed in several p_T intervals having a size of 200 MeV/ c . It was checked that results do not depend on the choice of the bin size. The m_T distributions are then corrected for the geometrical acceptance and reconstruction efficiency with an overlay Monte Carlo simulation. The rapidity and decay angle distributions used for the ϕ generation are tuned to the ones measured in muons. The former is a gaussian with $\sigma_y = 1.13$, while the $dN/d\cos\theta$ distribution is assumed to be flat [13].

The acceptance is multiplied by reconstruction efficiency is almost flat for $p_T > 0.9$ GeV/ c , about 15% in full rapidity. A reliable m_T distribution could be extracted only for semicentral ($\langle N_{part} \rangle = 133$) and central ($\langle N_{part} \rangle = 177$) collisions, while for semiperipheral collisions ($\langle N_{part} \rangle = 78$), due to statistics limitations, the resulting inverse slope parameter was not stable when varying the analysis criteria. Results are reported in Fig. 2, where the distributions in the

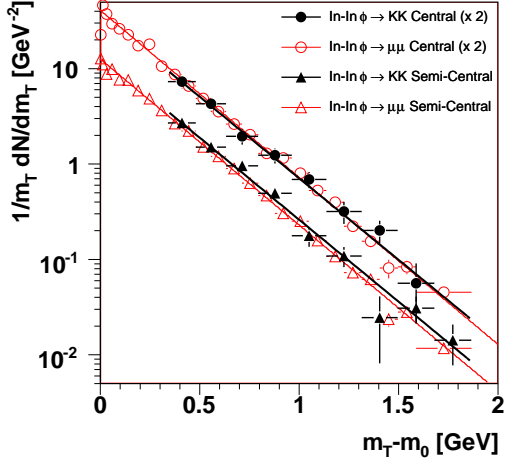


Figure 2: Normalized transverse mass spectra for semi-central (triangles) and central (circles) collisions for the $\phi \rightarrow K^+K^-$ channel (full symbols) compared to the corresponding ones in muon pairs (open symbols) [13]. Results for central collisions are scaled by a factor 2 in order to improve readability. Colour online.

$\phi \rightarrow \mu\mu$ channel in the same centrality intervals are reported for comparison. All the spectra are normalized to the ϕ multiplicity as shown in Table 2 (details on the method used to measure the ϕ yield are reported below). The m_T spectra are fitted with the function $1/m_T dN/dm_T \propto e^{-m_T/T_{\text{eff}}}$. The reduced χ^2 is ~ 1 in both cases. Results are reported in Table 2. The systematic error is dominated by the choice of the function used for the background. The systematic errors due to the choice of the normalization criterion, to the variation of the analysis cuts and of the starting point of the fit to the mass spectra are also taken into account. Results are in good agreement with the ones obtained in dimuons in the full p_T range, also reported in Table 2. Since in presence of radial flow the T_{eff} value may depend on the p_T range, the fit to the dimuon spectra was restricted to the range $p_T > 0.9$ GeV/c, giving $T_{\text{eff}} = 252 \pm 4$ and 247 ± 3 MeV for semicentral and central collisions, still in agreement with the measurement in kaons.

The raw ϕ multiplicity is determined fitting the mass spectra for $p_T > 0.9$ GeV/c and dividing the

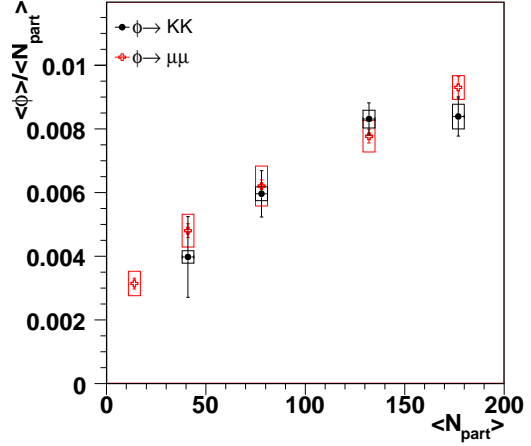


Figure 3: $\langle\phi\rangle/N_{\text{part}}$ as a function of the number of participants in In-In collisions in the $\phi \rightarrow K^+K^-$ (full circles) and $\phi \rightarrow \mu\mu$ (open crosses) channels for $p_T > 0.9$ GeV/c. Boxes: systematic errors. Colour online.

number of ϕ mesons obtained by the total number of events selected for this analysis. This value is then corrected for the branching ratio in kaon pairs, $(49.2 \pm 0.6)\%$ [18] and for the acceptance, evaluated through a Monte Carlo simulation. The inverse m_T slopes used for the calculation of the acceptance are the ones measured in the kaon channel, where available; otherwise the values obtained in dimuons are used. Table 2 reports the results for the ϕ multiplicity in the dimuon and kaon channels for $p_T > 0.9$ GeV/c. The main contributions to the systematic error are given by the uncertainty in the choice of the fit function for the residual background component in the fit of the invariant mass spectra and the normalization criterion. The systematic errors due to the variation of the analysis cuts and of the starting point of the fit to the mass spectra are also taken into account.

In Fig. 3 the ratio $\langle\phi\rangle/N_{\text{part}}$ as a function of N_{part} in the $\phi \rightarrow K^+K^-$ channel for $p_T > 0.9$ GeV/c is compared to the corresponding one in dimuons. The additional contribution due to the systematic error in N_{part} , affecting both channels in the same way, is not displayed. It can be seen that the yield in

the hadronic channel and the one in the dileptonic channel are in agreement within the errors. A ratio between the ϕ yields in dimuons and in kaons larger than 1.18 in the common p_T range is excluded at 95% C.L.

The ϕ multiplicity in kaons was also calculated in the full p_T range. Results are reported in the last column of Table 2. The systematic error due to the uncertainty in the extrapolation to full p_T caused by the error in the inverse slope was taken into account. It has to be stressed that the extrapolation to $p_T = 0$ was done under the hypothesis that the inverse slope does not change. Models like AMPT [9] predict that kaon rescattering causes a depletion in the number of reconstructed $\phi \rightarrow KK$ which is concentrated at low p_T , causing an increase of T_{eff} in that region. In Pb-Pb central collisions, the effect would be already visible for $m_T - m_0 \geq 0.34$ GeV, corresponding to the region covered in this analysis. In that region, the difference between T_{eff} in kaon and muon pairs would range from 30 to 50 MeV, and the fractional loss in kaons at $m_T - m_0 \sim 0.34$ GeV would range from 35% to 50%. Such effects are not seen in our data, suggesting that if any rescattering effect is present, it would be concentrated at lower p_T . In the range $0 < m_T - m_0 < 0.34$ GeV the AMPT model predicts an inverse m_T slope of about 330 MeV, close to the value observed by NA49 in central Pb-Pb collisions. Since no theoretical predictions for In-In collisions are available, we estimated the effect of the change of slope in the extrapolation to $p_T = 0$ under the extreme hypothesis $T_{\text{eff}} = 330$ MeV for $0 < m_T - m_0 < 0.34$ GeV, while for $m_T - m_0 \geq 0.34$ GeV the measured value is kept. This variation would cause a reduction of the ϕ yield in kaons of about 12%. This quantity can be considered as a conservative estimation of the uncertainty in the extrapolation due to a possible suppression mechanism of the hadronic channel.

In order to compare to other collision systems, the inverse slope and the enhancement, quantified as the ratio $\langle\phi\rangle/N_{\text{part}}$ in the full p_T range, are plotted in Fig. 4 as a function of the number of participants for central C-C, Si-Si, In-In and Pb-Pb collisions [4, 5]. For this comparison, the systematic error on N_{part} , of about 5% in central collisions, is taken into account

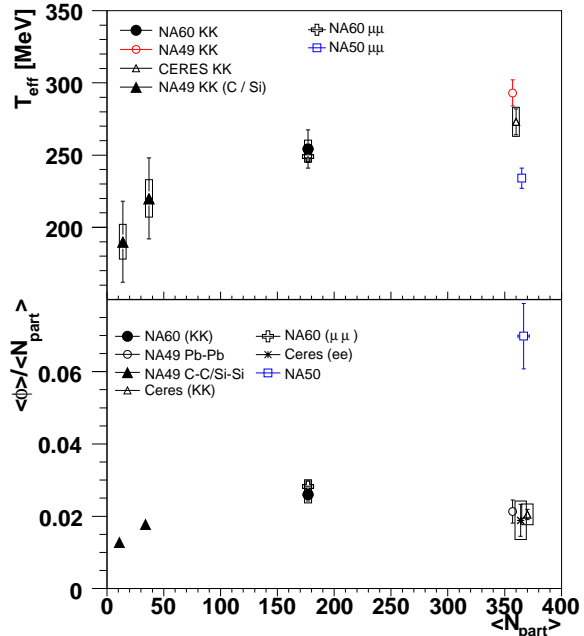


Figure 4: Inverse slope (top) and $\langle\phi\rangle/N_{\text{part}}$ in full p_T range (bottom) as a function of N_{part} for central collisions. Boxes: systematic errors. Colour online.

in the calculation of the ratio $\langle\phi\rangle/N_{\text{part}}$ for the NA60 points.

The inverse slope shows an initial fast increase at low N_{part} values, that becomes less pronounced going towards higher N_{part} . A lower value is observed by NA50 as compared both to the CERES and NA49 measurements in Pb-Pb and to the NA60 In-In points in the hadronic and dileptonic channels.

As stated above, in the presence of radial flow T_{eff} depends on p_T . The NA60 analysis in dimuons [13], performed at low and high p_T ranges, shows a difference limited to about 15 MeV in In-In. This fact, complemented by the detailed blast wave analysis of the dimuon data discussed in [13], makes it difficult to ascribe only to radial flow the large differences in T_{eff} shown in Fig. 4. A further flattening caused by kaon rescattering and absorption may lead to larger T_{eff} values in the hadronic channel in Pb-Pb.

Concerning the enhancement, the NA60 measurements in the dilepton and hadron channels can differ up to 18% (at 95% CL) for $p_T > 0.9$ GeV/ c and 22% in full p_T considering the uncertainty in the extrapolation arising from a possible suppression of the hadronic channel at low p_T . In Fig. 4 the NA50 result is extrapolated to full phase space using $T_{\text{eff}} = 220$ MeV, according to the NA50 measurement in peripheral collisions. Even assuming as an extreme case $T_{\text{eff}} = 300$ MeV, as obtained by NA49 in central collisions, the NA50 enhancement would exceed by a factor of ~ 2 the central Pb-Pb values measured in kaons.

The yield per participant measured in In-In exceeds the one observed in Pb-Pb in the hadronic channel (both NA49 and CERES) by about 30%. This might suggest a suppressing mechanism for the kaon channel, below experimental sensitivity in In-In, which shows up in Pb-Pb. The CERES measurement in dielectrons is in agreement with the one in kaons but, given the measurement errors, it cannot rule out differences of the order of 40-50%, expected by models including kaon rescattering. If one assumes that no suppression mechanism affects the Pb-Pb collisions, it is then difficult to understand why the ϕ multiplicity in central Pb-Pb is smaller than in central In-In.

In conclusion, the inverse slopes and yields measured in the kaon and muon channels in In-In collisions are in agreement, excluding for central collisions a difference in the yields larger than 18 % (at 95 % C.L.) in the common p_T range. In addition, no modification of the ϕ mass and width is observed as a function of centrality. When the comparison is extended to other systems, it is difficult to reconcile all of the observations into a coherent picture, albeit there is some hint for a possible physics mechanism leading to a difference in the two channels in Pb-Pb collisions, while producing no remarkable difference in In-In collisions.

References

[1] J. Rafelski, B. Muller, Phys. Rev. Lett. 48 (1982) 1066.

[2] D. Lissauer, E. V. Shuryak, Phys. Lett. B253 (1991) 15–18.

[3] F. Klingl, T. Waas, W. Weise, Phys. Lett. B431 (1998) 254–262.

[4] V. Friese, Nucl. Phys. A698 (2002) 487–490.

[5] C. Alt, et al., Phys. Rev. Lett. 94 (2005) 052301.

[6] B. Alessandro, et al., Phys. Lett. B555 (2003) 147–155.

[7] D. Jouan, et al., J. Phys. G35 (2008) 104163+.

[8] E. V. Shuryak, Nucl. Phys. A661 (1999) 119–129.

[9] S. Pal, C. M. Ko, Z.-w. Lin, Nucl. Phys. A707 (2002) 525–539.

[10] E. Santini, G. Burau, A. Faessler, C. Fuchs, Eur. Phys. J. A28 (2006) 187–192.

[11] S. C. Johnson, B. V. Jacak, A. Drees, Eur. Phys. J. C18 (2001) 645–649.

[12] D. Adamova, et al., Phys. Rev. Lett. 96 (2006) 152301.

[13] R. Arnaldi, et al., Eur. Phys. J. C64 (2009) 1–18.

[14] M. Keil, et al., Nucl. Instrum. Meth. A546 (2005) 448–456.

[15] G. Usai, et al., Eur. Phys. J. C43 (2005) 415–420.

[16] J. Adams, et al., Phys. Lett. B612 (2005) 181–189.

[17] A. M. Poskanzer, S. A. Voloshin, Phys. Rev. C 58 (1998) 1671–1678.

[18] W. M. Yao, et al., J. Phys. G33 (2006) 1–1232.