

# Circle Graph Recognition in Time $O(n + m)\alpha(n + m)$

Emeric Gioan<sup>1</sup>, Christophe Paul<sup>1</sup>, Marc Tedder<sup>2</sup>, Derek Corneil<sup>2</sup>

## Abstract

Circle graphs are the intersection graphs of chords in a circle. This paper presents the first sub-quadratic recognition algorithm for the class of circle graphs. Our algorithm is  $O(n + m)$  times the inverse Ackermann function,  $\alpha(n + m)$ , whose value is smaller than 4 for any practical graph. The algorithm is based on a new incremental Lexicographic Breadth-First Search characterization of circle graphs, and a new efficient data-structure for circle graphs, both developed in the paper. The algorithm is an extension of a Split Decomposition algorithm with same running time developed by the authors in a companion paper.

## 1 Introduction

A *chord diagram* can be defined as a circle inscribed by a set of chords. A graph is a *circle graph* if it is the intersection graph of a chord diagram: the vertices correspond to the chords, and two vertices are adjacent if and only if their chords intersect. Combinatorially, chord diagrams are defined by double occurrence circular words. Circle graphs were first introduced in the early 1970's, under the name *alternance graphs*, as a means of sorting permutations using stacks [7]. The polynomial time recognition of circle graphs was posed as an open problem by Golumbic in the first edition of his book [13]. The question received considerable attention afterwards and was eventually settled independently by Naji [15], Bouchet [1], and Gabor et al. [8].

Bouchet's  $O(n^5)$  algorithm is based on a characterization of circle graphs in terms of local complementation, a concept originated in his work on isotropic systems [2], of which the recently introduced rank-width and vertex-minor theories are extensions [16, 9]. It is conjectured that circle graphs are related to rank-width and vertex-minors as planar graphs are related to tree-width and graph-minors: just as large tree-width implies the existence of a large grid as a graph-minor, it is conjectured that large rank-width implies the existence of a large circle graph vertex-minor [17]. The conjecture has already been verified for line-graphs [17].

Both Naji's  $O(n^7)$  algorithm and Gabor et al.'s  $O(n^3)$  algorithm are based on split decomposition, introduced by Cunningham [5]. A *split* is a bipartition  $(A, B)$  (with  $|A|, |B| > 1$ ) of a graph's vertices, where there are subsets  $A' \subseteq A$  and  $B' \subseteq B$  such that no edges exist between  $A$  and  $B$  other than those between  $A'$  and  $B'$ , and every possible edge exists between  $A'$  and  $B'$ . Intuitively,

---

<sup>1</sup>CNRS - LIRMM, Univ. Montpellier II France; {emerico.gioan,christophe.paul}@lirmm.fr; financial support was received from the French ANR project ANR-O6-BLAN-0148-01: *Graph Decomposition and Algorithms* (GRAAL).

<sup>2</sup>Department of Computer Science, University of Toronto; {dgc,mtedder}@cs.toronto.edu; financial support was received from Canada's Natural Sciences and Engineering Research Council (NSERC).

split decomposition finds a split and recursively decomposes its parts. A graph is called *prime* if it does not contain a split. It is known that a graph is a circle graph if and only if its prime split decomposition components are circle graphs [8]. This property is used by Bouchet, Naji, and Gabor et al. to reduce the recognition of circle graphs to the recognition of prime circle graphs. The latter problem is made somewhat easier by the fact that prime circle graphs have unique chord diagrams (up to reflection) [1] (see also [4]).

The algorithm of Gabor et al. was improved by Spinrad in 1994 to run in time  $O(n^2)$  [19]. A key component is an  $O(n^2)$  prime testing procedure he developed with Ma [14]. A linear time prime testing procedure now exists in the form of Dahlhaus' split decomposition algorithm [6]; however, a faster circle graph recognition algorithm has not followed. In fact, the complexity bottleneck in Spinrad's algorithm is not computing the split decomposition, but rather his procedure to construct the unique chord diagram for prime circle graphs.

This paper presents the first sub-quadratic circle graph recognition algorithm. Our algorithm runs in time  $O(n+m)\alpha(n+m)$ , where  $\alpha$  is the inverse Ackermann function [3, 20]. We point out that this function is so slowly growing that it is bounded by 4 for all practical purposes<sup>3</sup>.

We overcome Spinrad's bottleneck in two ways: we use the recent reformulation of split decomposition in terms of graph-labelled trees (GLTs) [10][11], and we derive a new characterization of circle graphs in terms of Lexicographic Breadth-First Search (LBFS) [18]. The key technical concept we deal with is that of *consecutiveness* in a chord diagram (Section 3), a property that can be efficiently preserved under certain GLT transformation (Section 3.1). On one hand, this concept provides a new property for chord diagrams of the components in the split decomposition of a circle graph (Section 3.2). On the other hand, it provides a new property for prime circle graphs w.r.t. an LBFS ordering (Section 3.3). Finally, these results allow us to characterize how a prime circle graph can be built incrementally, according to an LBFS ordering (Section 3.4).

This treatment of prime circle graphs can be integrated with the incremental split decomposition algorithm from the companion paper [12], whose running-time is  $O(n+m)\alpha(n+m)$ . That algorithm operates in the GLT setting, computing the split decomposition incrementally, only it adds vertices according to an LBFS ordering (Section 4). Throughout that process, our proposed circle graph recognition algorithm maintains chord diagrams for all prime components in the split decomposition so long as possible. We do so by applying the new results mentioned above for prime circle graphs in an incremental LBFS setting. A new data-structure for chord diagrams is developed in the paper so that these results can be efficiently implemented (Section 5). In particular, our new data-structure is what enables the efficiency of the GLT transformations that preserve consecutiveness. Our results represent substantial progress on a long-standing open problem.

---

<sup>3</sup> Let us mention that several definitions exist for this function, either with two variables, including some variants, either with one variable. For presentation commodities, we choose to use the one variable one. This makes no practical difference since all of them could be used in our complexity bound, and are practically constant. As an example, the two variable function considered in [3] satisfies  $\alpha(k, n) \leq 4$  for all integer  $k$  and for all  $n \leq \underbrace{2^{\cdot^{\cdot^{\cdot^2}}}}_{17 \text{ times}}$ .

## 2 Preliminaries

### 2.1 Basic Definitions and Terminology

All graphs in this document are simple, undirected, and connected. The set of vertices in the graph  $G$  is denoted  $V(G)$  (or  $V$  when the context is clear). The subgraph of  $G$  *induced* on the set of vertices  $S$  is signified by  $G[S]$ . We let  $N_G(x)$ , or simply  $N(x)$ , denote the set of neighbours of  $x$ , and if  $S$  is a set of vertices, then  $N(S) = (\cup_{x \in S} N(x)) \setminus S$ . A vertex is *universal* to a set of vertices  $S$  if it is adjacent to every vertex in  $S$ ; it is *isolated* from  $S$  if it is adjacent to no vertex in  $S$ . A vertex is *universal* in a graph if it is adjacent to every other vertex in the graph. A *clique* is a graph in which every pair of vertices is adjacent. We require in this paper that cliques have at least three vertices. A *star* is a graph with at least three vertices in which one vertex, called its *centre*, is universal, and no other edges exist. The clique on  $n$  vertices is denoted  $K_n$ ; the star on  $n$  vertices is denoted  $S_n$ .

The graph  $G + (x, N(x))$  is formed by adding the vertex  $x$  to the graph  $G$  adjacent to the subset  $N(x)$  of vertices, its neighbourhood; when  $N(x)$  is clear from the context we simply write  $G + x$ . The graph  $G - x$  is formed from  $G$  by removing  $x$  and all its incident edges.

To avoid confusion with graphs, the edges of a tree are called *tree edges*. If  $T$  is a tree, then  $|T|$  represents the number of its vertices. The non-leaf vertices of a tree are called its *nodes*. The tree edges not incident to leaves are *internal* tree edges. In a rooted tree, an *ancestor* of a vertex  $x$  is any vertex (other than  $x$ ) on the path from  $x$  to the root. The *parent* of  $x$  is its ancestor at greatest depth.

In a graph  $G$ , a *split* is a bipartition, denoted  $(A, B)$ , of the set of vertices  $V(G)$ , where  $|A| > 1$  and  $|B| > 1$ , such that  $A' = N(B)$  and  $B' = N(A)$ , and no other edges exist between vertices of  $A$  and  $B$ . The subsets of vertices  $A'$  and  $B'$  are called the *frontiers* of the split  $(A, B)$ . A graph not containing any split is called *prime*. Cliques and stars are called *degenerate* as every non-trivial bipartition of their vertices forms a split.

Given two connected graphs  $G$  and  $G'$ , each having at least two vertices, and given two vertices  $q \in V(G)$  and  $q' \in V(G')$ , the *join* between  $G$  and  $G'$  w.r.t.  $q$  and  $q'$ , denoted by  $(G, q) \otimes (G', q')$ , is the graph formed from  $G$  and  $G'$  as follows: all possible edges are added between  $N_G(q)$  and  $N_{G'}(q')$ , and then  $q$  and  $q'$  are deleted. In this case, observe that  $(V(G) \setminus \{q\}, V(G') \setminus \{q'\})$  is a split of the graph  $(G, q) \otimes (G', q')$ .

### 2.2 The Split-Tree of a Graph

The split decomposition and the related split-tree play a central role in the circle graph recognition problem. This subsection essentially recalls definitions from [10][11] and from [12]. Here, we will give only the material required in the present paper. More involved definitions and details are given in [12].

**Definition 2.1.** [10][11] A *graph-labelled tree (GLT)* is a pair  $(T, \mathcal{F})$ , where  $T$  is a tree and  $\mathcal{F}$  a set of graphs, such that each node  $u$  of  $T$  is labelled by the graph  $G(u) \in \mathcal{F}$ , and there exists a bijection  $\rho_u$  between the edges of  $T$  incident to  $u$  and the vertices of  $G(u)$ . (See Figure 1.)

When we refer to a node  $u$  in a GLT  $(T, \mathcal{F})$ , we usually mean the node itself, although we may sometimes use the notation  $u$  as a shorthand for its label  $G(u) \in \mathcal{F}$ , the meaning being clear from context; for instance, notation will be simplified by saying  $V(u) = V(G(u))$ . The vertices in  $V(u)$

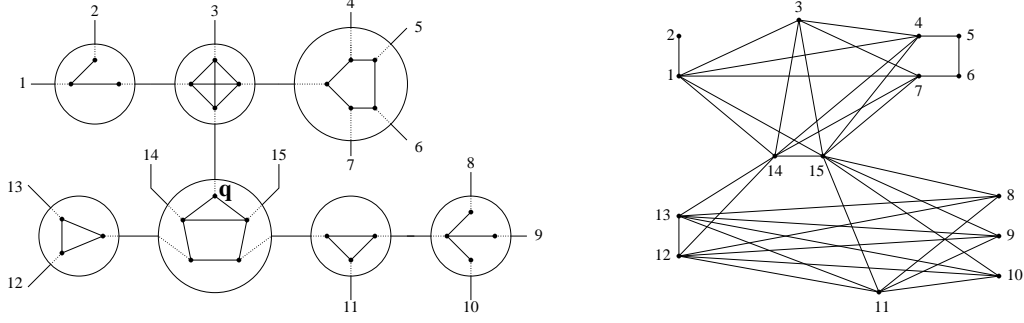


Figure 1: On the left: a graph-labelled tree  $(T, \mathcal{F})$ ; on the right: its accessibility graph  $Gr(T, \mathcal{F})$ . For the pictured marker vertex  $q$ , we have  $L(q) = \{1, 2, 3, 4, 5, 6, 7\}$ . The leaves accessible from  $q$  are  $\{1, 3, 4, 7, 14, 15\}$ , and we have  $A(q) = \{1, 3, 4, 7\}$ .

are called *marker vertices*, and the edges between them in  $G(u)$  are called *label edges*. For a label edge  $e = uv$  we may say that  $u$  and  $v$  are *the (marker) vertices of  $e$* . The edges of  $T$  are *tree-edges*. For the internal tree edge  $e = uv$ , we say the marker vertices  $\rho_u(e)$  and  $\rho_v(e)$  are the *extremities* of  $e$ . For convenience, we may say that a tree edge and its extremities are *incident*. Furthermore,  $\rho_v(e)$  is the *opposite* of  $\rho_u(e)$  (and vice versa). A leaf is also considered an *extremity* of its incident tree edge, and its opposite is the other extremity of that tree edge (marker vertex or leaf). If  $q$  is a marker vertex belonging to the node  $u$ , and  $e$  is the tree edge such that  $\rho_u(e) = q$ , then we let  $L(q)$  denote the set of leaves of the tree not containing  $u$  in the forest  $T - e$ . The subtree of  $T$  spanning the leaves in  $L(q)$  is denoted  $T(q)$ . The central notion for GLTs with respect to split decomposition is that of *accessibility*:

**Definition 2.2.** [10][11] *Let  $(T, \mathcal{F})$  be a GLT. Two marker vertices  $q$  and  $q'$  such that  $q \in T(q')$  and  $q' \in T(q)$  are accessible from one another if there is a sequence  $\Pi$  of marker vertices  $q, \dots, q'$  such that:*

1. *every two consecutive elements of  $\Pi$  are either the vertices of a label edge or the extremities of a tree edge;*
2. *the edges thus defined alternate between tree edges and label edges.*

*This definition naturally extends when the first and/or the last element of  $\Pi$  is a leaf (providing accessibility between two leaves, or between a leaf and a marker vertex).*

Note that, obviously, if two leaves or marker vertices are accessible from one another, then the sequence  $\Pi$  with the required properties is unique, and the set of tree edges in  $\Pi$  forms a path in the tree  $T$ . If  $q$  is a marker vertex, then we denote  $A(q)$  the set of leaves in  $L(q)$  accessible from  $q$ .

**Definition 2.3.** [10][11] *Let  $(T, \mathcal{F})$  be a GLT. Then its accessibility graph, denoted  $Gr(T, \mathcal{F})$ , is the graph whose vertices are the leaves of  $T$ , with an edge between two distinct vertices if and only if the corresponding leaves are accessible from one another. Conversely, we may say that  $(T, \mathcal{F})$  is a GLT of  $Gr(T, \mathcal{F})$ .*

Accessibility allows us to view GLTs as encoding graphs; an example appears in Figure 1. The following remarks directly follow from Definition 2.3:

**Remark 2.4.** A graph  $G$  is connected if and only if every label in a GLT of  $G$  is connected.

**Remark 2.5.** Let  $(T, \mathcal{F})$  be a GLT, with  $Gr(T, \mathcal{F})$  connected. For every marker vertex  $q$  in  $(T, \mathcal{F})$ , we have that  $A(q)$  is non-empty.

**Remark 2.6.** Let  $e$  be an internal tree-edge of a GLT  $(T, \mathcal{F})$ , with  $Gr(T, \mathcal{F})$  connected, and let  $p$  and  $q$  be the two extremities of  $e$ . Then the bipartition  $(L(q), L(p))$  is a split of  $Gr(T, \mathcal{F})$ . Moreover  $A(q)$  and  $A(p)$  are the frontiers of that split.

**Remark 2.7.** Let  $(T, \mathcal{F})$  be a GLT, with  $Gr(T, \mathcal{F})$  connected. For every graph label  $G(u) \in \mathcal{F}$ , there exists a subset  $L$  of leaves of  $T$  such that  $G(u)$  is isomorphic to the subgraph of  $Gr(T, \mathcal{F})$  induced by  $L$ . Note that  $L$  can be built by choosing, for every vertex  $q$  of  $G(u)$ , an element of  $A(q)$ .

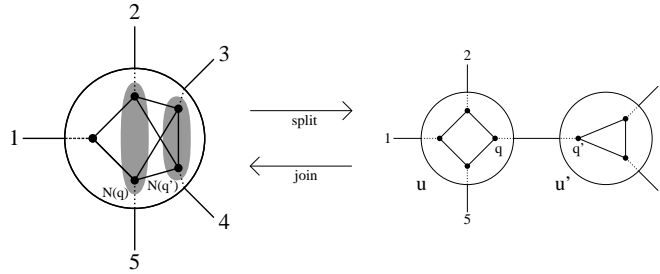


Figure 2: Example of the node-join and node-split.

Let  $e = uu'$  be an internal tree edge of a GLT  $(T, \mathcal{F})$ , and let  $q \in V(u)$  and  $q' \in V(u')$  be the extremities of  $e$ . The *node-join* of  $u$  and  $u'$  is the following operation: contract the tree edge  $e$ , yielding a new node  $v$  labelled by the join between  $G(u)$  and  $G(u')$  w.r.t.  $q$  and  $q'$ . Every other tree edge and their pairs of extremities are preserved. The *node-split* is the inverse of the node-join. Both operations are illustrated in Figure 2. A key property to observe is that the node-join operation and the node-split operation preserve the accessibility graph of the GLT.

To end this subsection, we recall the main result of split decomposition theory [5], which we restate below in terms of GLTs, as in [10][11]:

**Theorem 2.8.** [5] [10][11] For any connected graph  $G$ , there exists a unique graph-labelled tree  $(T, \mathcal{F})$  whose labels are either prime or degenerate, having a minimal number of nodes, and such that  $Gr(T, \mathcal{F}) = G$ .

**Definition 2.9.** The unique graph-labelled tree guaranteed by Theorem 2.8 is called the *split-tree* for  $G$ , and is denoted  $ST(G)$ .

For example, the GLT in Figure 1 is the split-tree for the accessibility graph pictured there. The split-tree of a graph  $G$  could be thought as a representation of the set of splits: it is known that every split either corresponds to a tree-edge of the split-tree or to the tree-edge resulting from a node-split of some degenerate-node (for more details, the reader should refer to the companion paper [12]).

---

**Algorithm 1:** Lexicographic Breadth-First Search

---

**Input:** A graph  $G$  with  $n$  vertices.

**Output:** An ordering  $\sigma$  of  $V(G)$  defined by a mapping  $\sigma : V(G) \rightarrow \{1, \dots, n\}$ .

**foreach**  $x \in V(G)$  **do** label( $x$ )  $\leftarrow$  null;

**for**  $i = 1$  **to**  $n$  **do**

    pick an unnumbered vertex  $x$  with lexicographically largest label;

$\sigma(x) \leftarrow i$ ; // assign  $x$  the number  $i$

**foreach** unnumbered vertex  $y \in N(x)$  **do** append  $n - i + 1$  to label( $y$ );

**end for**

---

## 2.3 Lexicographic Breadth-First Search

Lexicographic Breadth-First Search (LBFS) was developed by Rose, Tarjan, and Lueker for the recognition of chordal graphs [], and has since become a standard tool in algorithmic graph theory []. It appears here as Algorithm 1.

By an LBFS ordering of the graph  $G$  (or its set of vertices  $V(G)$ ), we mean any ordering  $\sigma$  produced by Algorithm 1 when input  $G$ . We write  $x <_\sigma y$  if  $\sigma(x) < \sigma(y)$ . For a subset  $S$  of  $V(G)$ , we denote  $\sigma[S]$  as the restriction of  $\sigma$  to  $S$ : that is, for  $x, y \in S$ ,  $x <_{\sigma[S]} y$  iff  $x <_\sigma y$ . A *prefix* of  $\sigma$  is a subset  $S$  such that  $x <_\sigma y$  and  $y \in S$  implies that  $x \in S$ .

The following remarks are obvious and well-known observations:

**Remark 2.10.** *If  $\sigma$  is an LBFS ordering of a graph  $G$ , and  $x$  is a universal vertex in  $G$ , then  $\sigma[V(G) - \{x\}]$  is an LBFS ordering of  $G - x$ .*

**Remark 2.11.** *Let  $S$  be a prefix of any LBFS ordering  $\sigma$  of a graph  $G$ . Then  $\sigma[S]$  is an LBFS ordering of  $G[S]$ .*

Our circle graph recognition algorithm is based on special properties of *good vertices* and on the hereditary property of LBFS orderings with respect to the label graphs of a GLT (and thus of the split tree).

**Definition 2.12.** *A vertex  $x \in V(G)$  is good for the graph  $G$  if there is an LBFS ordering of  $G$  in which  $x$  appears last.*

**Definition 2.13.** *(Definition 3.5 in [12]) Let  $u$  be a node of a GLT  $(T, \mathcal{F})$  and let  $\sigma$  be an LBFS ordering of  $G = Gr(T, \mathcal{F})$ . For any marker vertex  $p$ , let  $x_p$  be the earliest vertex of  $A(p)$  in  $\sigma$ . Define  $\sigma_u$  to be the ordering of  $G(u)$  such that for  $q, r \in V(u)$ ,  $q <_{\sigma_u} r$  if  $x_q <_\sigma x_r$ .*

**Lemma 2.14.** *(Lemma 3.6 in [12]) Let  $\sigma$  be an LBFS ordering of graph  $G = Gr(T, \mathcal{F})$ , and let  $u$  be a node in  $(T, \mathcal{F})$ . Then  $\sigma_u$  is an LBFS ordering of  $G(u)$ .*

## 2.4 Circle Graphs

We will work with circle graphs using a variant of the double occurrence words mentioned in the introduction. A *word* over an alphabet  $\Sigma$  is a sequence of letters of  $\Sigma$ . If  $S$  is a word over  $\Sigma$ , then  $S^r$  denotes the reversed sequence of letters. The concatenation of two words  $A$  and  $B$  is denoted  $AB$ . A *circular word*  $C$  over an alphabet  $\Sigma$  is represented by a sequence  $S$  of letters of  $\Sigma$  that can



be arranged clockwise around a circle, that is: if  $S$  is the concatenation  $AB$  of the words  $A$  and  $B$ , then  $BA$  represents the same circular word  $C$  as  $S = AB$ , and we denote this by  $C \sim AB \sim BA$ . A *factor* of a word, (resp. of a circular word), over  $\Sigma$  is a sequence of consecutive letters in this word (resp. in a word representing this circular word). Formally, we may sometimes make the abuse to consider a factor of a given (circular) word as a set of letters, and conversely, as soon as this set of letters forms a factor in this (circular) word. If the sequence  $S$  of elements of  $\Sigma$  defines a circular word  $C$ , then the reversed sequence  $S^r$  defines the *reflection* of  $C$ , denoted  $C^r$ .

We define formally the chord diagrams mentioned in the introduction using circular words. For a set  $V$ , called a set of *chords*, a *chord diagram* on  $V$  is a circular word on the alphabet  $\mathcal{V} = \bigcup_{v \in V} \{v_1, v_2\}$  where every letter appears exactly once. The elements of  $\mathcal{V}$  are called *endpoints*, and, for every chord  $v \in V$ , the letters  $v_1$  and  $v_2$  of  $\mathcal{V}$  are called *the endpoints of  $v$* . Now, if  $C$  is a chord diagram on  $\mathcal{V}$ , then the *simple* chord diagram induced by  $C$  is the circular word  $\bar{C}$  on  $V$  obtained by replacing the endpoints appearing in  $C$  by the corresponding chords of  $V$  (or equivalently, removing the subscripts from the endpoints). Geometrically, a (simple) chord diagram can be represented as a circle inscribed by a set of chords. If  $a$  and  $b$  are two endpoints of the chord diagram  $C \sim AaBbA'$ , with  $A, B, A'$  words on  $\mathcal{V}$ , then we define the factors  $C(a, b) = B$  and  $C(b, a) = A' \cdot A$ , similarly  $C^r(a, b) = A' A^r$  and  $C^r(b, a) = B^r$ .

The chord diagram  $C$  on  $V$  encodes the graph  $G = (V, E)$  as follows: two vertices  $x$  and  $y$  of  $V$  are adjacent if and only if the chords  $x$  and  $y$  *intersect*, meaning that the factor  $C(x_1, x_2)$  contains either  $y_1$  or  $y_2$  but not both. The *circle graphs* are the graphs that can be encoded by chord diagrams in this way. We say that  $C$  is a *chord diagram for  $G$* , or that  $C$  *encodes  $G$* . The above definitions are naturally extended to simple chord diagrams. Notice that if  $C$  is a chord diagram for  $G$ , then  $C^r$  is a chord diagram for  $G$  as well. An example appears in Figure 3.

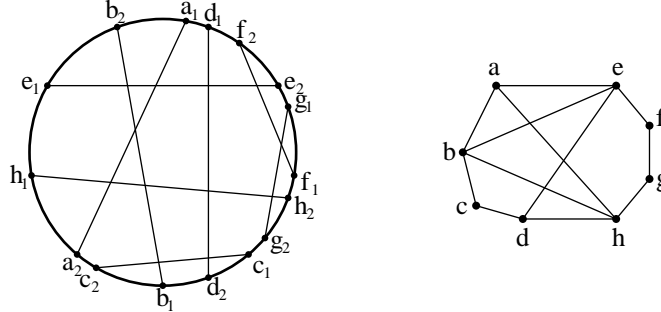


Figure 3: A chord diagram  $C$  drawn on a circle (on the left) and the corresponding circle graph  $G$  (on the right). By convention we read the sequences clockwise from figures. We have  $C(a_2, f_2) = h_1 e_1 b_2 a_1 d_1$  and  $C(f_2, a_2) = e_2 g_1 f_1 h_2 g_2 c_1 d_2 b_1 c_2$ .

If  $L$  is a subset of chords of  $C$ , then  $C[L]$  is the chord diagram formed by removing from  $C$  all endpoints of chords not in  $L$ . The following is obvious:

**Remark 2.15.** *If  $C$  is a chord diagram for  $G$ , and  $L$  a set of its chords, then  $C[L]$  is a chord diagram for  $G[L]$ .*

Simple chord diagrams are in general not uniquely determined by the graph they encode, as demonstrated by the example of cliques and stars (depicted in Figure 4). A chord diagram  $C$  of a clique  $G = (V, E)$  is of the form  $C \sim AA$ , where  $A = \pi(V)$  is any permutation of  $V$ . If  $G$  is a

star with centre vertex  $c$ , a chord diagram  $C$  is of the form  $C \sim cAcA^r$ , where  $A = \pi(V \setminus \{c\})$  is any permutation of  $V \setminus \{c\}$  and  $A^r$  its reversal. In both cases, one can transpose any two chords (distinct from the centre, in case of a star). On the contrary, it is known that a circle graph is prime (i.e. has no split) if and only if it has a unique simple chord diagram (up to reflection) [1] (see also [4]).

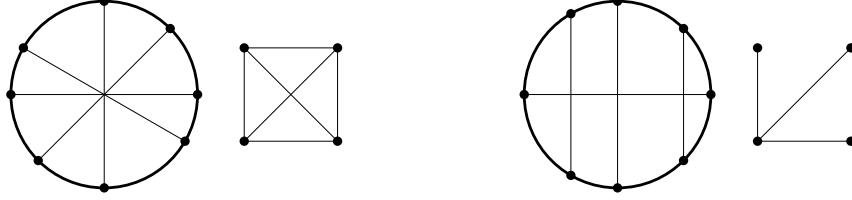


Figure 4: A simple chord diagram for a clique; a simple chord diagram for a star.

The concept of join between two graphs  $G$  and  $G'$  with respect to two vertices  $q \in V(G)$  and  $q' \in V(G')$  was defined in Section 2.1. A similar join operation directly applies to chord diagrams. It will be thoroughly used in our incremental split-tree construction of circle graphs.

**Definition 2.16.** Let  $C$  and  $C'$  be chord diagrams on  $V$  and  $V'$ , respectively, and let  $q \in V$  and  $q' \in V'$ . We define two circle-join operations between  $C$  and  $C'$  w.r.t.  $q$  and  $q'$  as follows

$$(C, q) \odot (C', q') \sim C(q_1, q_2)C'(q'_1, q'_2)C(q_2, q_1)C'(q'_2, q'_1)$$

$$(C, q) \hat{\odot} (C', q') \sim C(q_1, q_2)C'(q'_2, q'_1)C(q_2, q_1)C'(q'_1, q'_2)$$

Observe that, by construction, the resulting sequences of letters define chord diagrams on the set of chords  $(V \setminus \{q\}) \cup (V' \setminus \{q'\})$ . An illustration of this construction and of the obvious remark below is given in Figure 5.

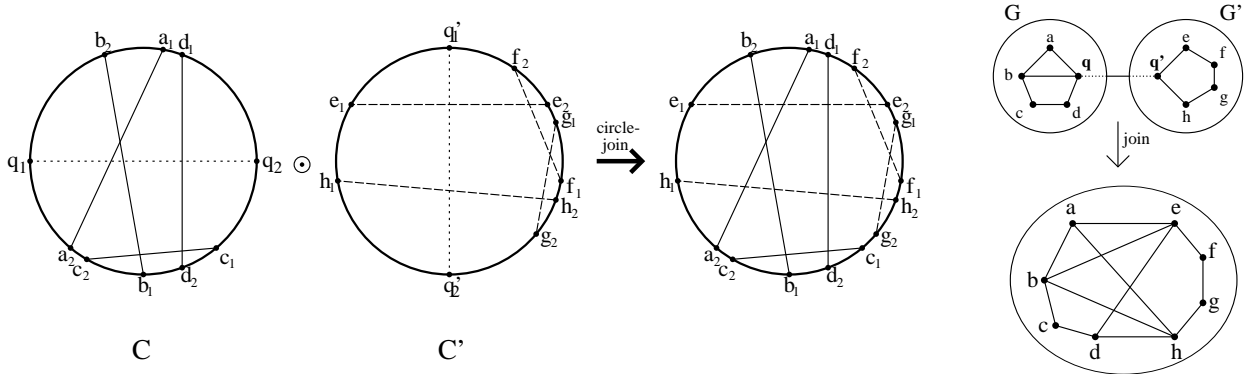


Figure 5: A circle-join  $(C, q) \odot (C', q')$ , and the corresponding node-join between graphs  $G$  and  $G'$  encoded by  $C$  and  $C'$  respectively (Remark 2.17).

**Remark 2.17.** Let  $C$  and  $C'$  be chord diagrams of  $G$  and  $G'$ , respectively, and let  $q \in V(G)$  and  $q' \in V(G')$ . The chord diagrams  $(C, q) \odot (C', q')$  and  $(C, q) \hat{\odot} (C', q')$  encode the graph  $H = (G, q) \otimes (G', q')$ .



Assume that  $G'$  and  $C'$  are as in Remark 2.17. Let us also remark that, as  $C'^r$  is a chord diagram of  $G'$ , both  $(C, q) \odot (C'^r, q')$  and  $(C, q) \hat{\odot} (C'^r, q')$  are also chord diagrams of the same graph  $H$ . Finally, Remark 2.17 also allows us to obtain the following well-known result, restated in terms of graph-labelled trees:

**Corollary 2.18.** *Let  $(T, \mathcal{F})$  be a GLT. The accessibility graph  $Gr(T, \mathcal{F})$  is a circle graph if and only if every label graph of  $\mathcal{F}$  is a circle graph.*

*Proof.* Notice that by recursively performing node-joins, any GLT can be reduced to a single node labelled by its accessibility graph. Thus, by Remark 2.17, if every label in the GLT is a circle graph, then so is its accessibility graph. For the converse, notice that every label in a GLT is isomorphic to an induced subgraph of its accessibility graph (Remark 2.7). Since every induced subgraph of a circle graph is also a circle graph (Remark 2.15), if  $G$  is a circle graph, so is every label in a GLT having  $G$  as its accessibility graph.  $\square$

### 3 Consecutiveness and LBFS Incremental Characterization

The key technical concept for this paper is given by the definition below of consecutiveness. The Subsections 3.1, 3.2 and 3.3 that follow are independent from each other and provide general properties of circle graphs w.r.t. consecutiveness. Their results will be merged in Subsection 3.4 with the incremental construction of the split-tree from [12] to get the main theorem of this section.

**Definition 3.1.** *Let  $C$  be a chord diagram on a set  $V$  of chords. If a set of endpoints  $S_e \subseteq \mathcal{V}$  is a factor of  $C$  (i.e. appears consecutively), then the first and last endpoint in this factor are called bookends for  $S_e$ .*

**Definition 3.2.** *A set of chords  $S \subseteq V$  is consecutive in  $C$  if  $C$  contains a set of endpoints  $S_e$  as a factor such that  $|S_e \cap \{x_1, x_2\}| = 1$  for all  $x \in S$ , and  $S_e \cap \{x_1, x_2\} = \emptyset$  for all  $x \notin S$ . In this case,  $S_e$  certifies the consecutiveness of  $S$ , and a vertex  $x \in S$  is a bookend for  $S$  if one of its endpoints is a bookend for  $S_e$ . The definition naturally extends to a simple chord diagram  $\bar{C}$  by considering any chord diagram  $C$  whose underlying simple chord diagram is  $\bar{C}$ .*

Observe that if  $S$  is a consecutive set of at least two chords, then two distinct chords of  $S$  are bookends. On the chord diagram  $C$  depicted in Figure 5, the consecutiveness of the subset of chords  $S = \{b, c, v\}$  is certified by  $S_e = \{c_1, d_2, b_1\}$ ; the bookends of  $S_e$  are  $c_1$  and  $b_1$ , meaning  $b$  and  $c$  are bookends for  $S$ .

#### 3.1 Circle-Join Property

Lemma 3.3 below will be crucial (in Section 3.4) for maintaining chord diagrams during the vertex insertions constructing the split-tree in the companion paper [12]. It is illustrated in Figure 6 below.

**Lemma 3.3.** *Let  $C$  and  $C'$  be chord diagrams on the sets of chords  $V$  and  $V'$  respectively. Let  $S \subseteq V$  and  $S' \subseteq V'$  be consecutive sets of chords in their respective chord diagrams. If  $q$  is a bookend of  $S$ , and  $q'$  a bookend of  $S'$ , then the set of chords  $(S \setminus \{q\}) \cup (S' \setminus \{q'\})$  is consecutive in (at least) one of the following chord diagrams, with bookends given by the other bookends of  $S$  and  $S'$  (i.e. not  $q$  and  $q'$ ):*

$$(C, q) \odot (C', q'), \quad (C, q) \hat{\odot} (C', q'), \quad (C, q) \odot (C'^r, q'), \quad (C, q) \hat{\odot} (C'^r, q').$$

*Proof.* Assume that the consecutiveness of  $S$  in  $C$  is certified by the set  $S_e$  of endpoints and, without loss of generality, let  $q_1$  be the endpoint of  $q$  in  $S_e$ . Let  $r_1$  denote the other bookend of  $S_e$  with chord  $r$  distinct from  $q$ . Similarly assume that the consecutiveness of  $S'$  in  $C'$  is certified by the set  $S'_e$  of endpoints, and without loss of generality let  $q'_1$  be the endpoint of  $q'$  in  $S'_e$ . Let  $r'_1$  denote the other bookend of  $S'_e$  with chord  $r'$  distinct from  $q'$ . Observe that either  $S_e$  is a factor of (but not equal to)  $q_1C(q_1, q_2)$  or of  $C(q_2, q_1)q_1$ . Assume the former. Observe also that either  $S'_e$  is a factor of (but not equal to)  $q'_1C'(q'_1, q'_2)$  or of  $C'(q'_2, q'_1)q'_1$ . Assume the former. We complete the proof under these two assumptions, the other cases are similar.

Let  $a$  and  $b$  be the first and last endpoints of  $C(q_1, q_2)$ . Observe that  $a \in S_e$  and  $b \notin S_e$  and thus  $b$  is not an endpoint of  $r$ . Let  $a'$  and  $b'$  be the first and last endpoints of  $C'(q'_1, q'_2)$ . Observe that  $a' \in S'_e$  and  $b' \notin S'_e$  and thus  $b'$  is not an endpoint of  $r'$ . By construction,  $a$  and  $a'$  appear consecutively on  $(C, q) \odot (C'^r, q')$ . Then  $(S \setminus \{q\}) \cup (S' \setminus \{q'\})$  is consecutive and has bookends  $r_1$  and  $r'_1$ .  $\square$

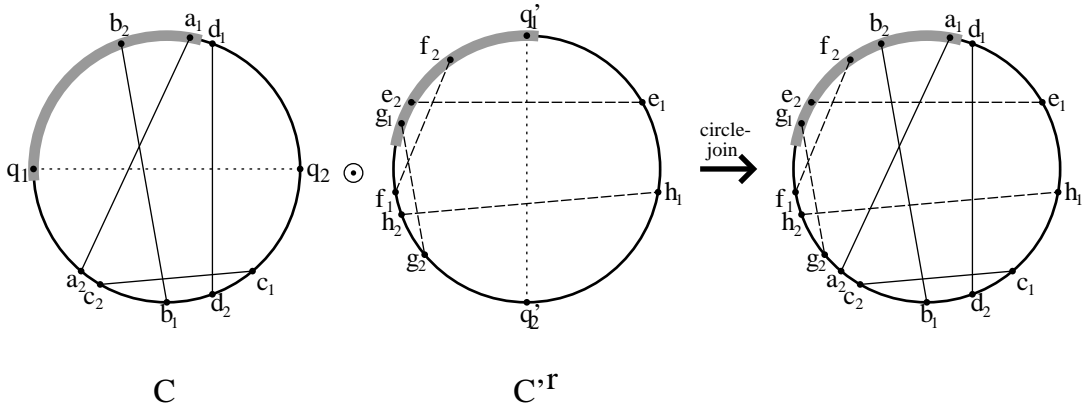


Figure 6: A consecutivity preserving circle-join requiring a reflection (Lemma 3.3 with  $S = \{q, a, b\}$  and  $S' = \{q', f, e, g\}$ ). Here  $C'^r$  is the reflection of  $C'$  from Figure 5. The resulting chord diagram is  $(C, q) \odot (C'^r, q')$ , where  $\{a, b, f, e, g\}$  is consecutive with inherited bookends  $a$  and  $g$ .

### 3.2 Split-Tree Property

This subsection shows how a consecutive set of chords/vertices in a chord diagram  $C$  of a circle graph  $G$  induces a consecutive set of chords/vertices of the chord diagram of the circle graph  $G(u)$  for any node  $u$  of the split-tree  $ST(G)$ . The proof relies on the following result, which can be found in an equivalent form as proposition 9 in [4].

**Proposition 3.4.** (Proposition 9 in [4]) *Let  $C$  be a chord diagram for the circle graph  $G$ . Let  $q$  and  $r$  be the extremities of an internal tree edge in  $ST(G)$ . Then  $C$  can be partitioned into four factors  $C \sim A_1B_1A_2B_2$  such that  $A_1 \cup A_2 = \bigcup_{x \in L(q)} \{x_1, x_2\}$  and  $B_1 \cup B_2 = \bigcup_{y \in L(r)} \{y_1, y_2\}$ .*

Together with Remark 2.6, the above proposition yields the following:

**Corollary 3.5.** *Let  $q$  and  $r$  be the extremities of an internal tree edge in  $ST(G)$ . Let  $C \sim A_1B_1A_2B_2$  be a chord diagram for the circle graph  $G$  such that  $A_1 \cup A_2 = \bigcup_{x \in L(q)} \{x_1, x_2\}$  and  $B_1 \cup B_2 = \bigcup_{y \in L(r)} \{y_1, y_2\}$ . Then the leaf  $l \in A(q)$  if and only if it has one endpoint in  $A_1$  and the other in  $A_2$ .*

*Proof.* By Remark 2.6,  $A(q)$  and  $A(r)$  are the frontiers of the split  $(L(q), L(r))$  in  $G$ . In other words, every leaf of  $A(r)$  is adjacent in  $G$  to every leaf of  $A(q)$ . Equivalently, these pairs of leaves correspond to intersecting pairs of chords  $l, l'$  such that  $l \in A_1 \cup A_2$  and  $l' \in B_1 \cup B_2$ . Observe that this holds if and only if  $l$  (resp.  $l'$ ) has one endpoint in  $A_1$  (resp.  $B_1$ ) and the other in  $A_2$  (resp.  $B_2$ ).  $\square$

If  $u$  is a node of  $ST(G)$ , then applying proposition 3.4 on every tree edge incident to  $u$ , we obtain:

**Corollary 3.6.** *Let  $C$  be a chord diagram encoding the circle graph  $G$ . If  $u$  is an internal node of degree  $k$  in  $ST(G)$ , then  $C$ 's endpoints can be partitioned into  $2k$  factors  $C \sim A_1 A_2 \dots A_{2k-1} A_{2k}$  such that for every  $q \in V(u)$ , there exists a distinct pair  $A_i, A_j$  such that*

$$A_i \cup A_j = \bigcup_{x \in L(q)} \{x_1, x_2\}.$$

From Corollary 3.6, given a circle graph with chord diagram  $C$  and a node  $u$  in its split-tree, we can define the *simple chord diagram*  $\bar{C}[u]$  of  $u$  induced by  $C$  as follows: for each  $q \in V(u)$ , remove the factors  $A_i$  and  $A_j$  corresponding to  $L(q)$  and replace them by  $q$ .

**Corollary 3.7.** *Let  $C$  be a chord diagram encoding the circle graph  $G$ , and let  $u$  be a node in  $ST(G)$ . Assume that  $S$  is a consecutive set of chords in  $C$ . Let*

$$S[u] = \{ q \in V(u) \mid L(q) \cap S \neq \emptyset \}.$$

*Then  $S[u]$  is consecutive in  $\bar{C}[u]$ . Moreover if  $x \in L(q)$  is a bookend for  $S$ , then  $q$  is a bookend for  $S[u]$ .*

*Proof.* Assume that  $C \sim A_1 A_2 \dots A_{2k-1} A_{2k}$ , as defined in Corollary 3.6. Without loss of generality, assume that the consecutiveness of  $S$  is certified by a factor  $F$  contained in  $A_i \dots A_j$ , with  $1 \leq i < j \leq 2k$ . As  $S$  is consecutive, observe that every  $A_h$ ,  $i \leq h \leq j$ , corresponds to a distinct marker vertex  $q_h$  of  $u$ . This clearly implies that  $S[u]$  is consecutive in  $\bar{C}[u]$ . Moreover, as the bookends of  $S$  belongs to  $A_i$  and  $A_j$ , then the bookends of  $S[u]$  are the corresponding marker vertices  $q_i$  and  $q_j$ .  $\square$

One can observe that by definition of  $\bar{C}[u]$ , Corollary 3.7 implies that if  $S$  is consecutive in  $C$ , then  $S \cap L$  is consecutive in  $C[L]$ , where  $L$  is any set of vertices/chords obtained by selecting one accessible leaf in  $A(q)$  for every marker vertex  $q$  of  $u$ .

### 3.3 LBFS Property

The next theorem is a new structural property of circle graphs. It will be used in Section 3.4 to characterize vertex insertion leading to prime circle graphs.

**Theorem 3.8.** *Let  $G$  be a prime circle graph. If  $x \in V(G)$  is a good vertex of  $G$ , then  $G$  has a chord diagram in which  $N(x)$  is consecutive.*

*Proof.* Let  $C$  be a chord diagram of  $G$ . As  $G$  is prime, we know that  $C$  is unique up to reflection [1, 4]. Assume for contradiction that  $N(x)$  is not consecutive in  $C$ . Let  $\sigma$  be an LBFS ordering of  $G$  in which  $x$  is the last vertex. Let  $z$  denote the first vertex in  $\sigma$ . Either one endpoint of  $z$  appears in  $C(x_1, x_2)$  and the other in  $C(x_2, x_1)$ , or the two endpoints appear in one of  $C(x_1, x_2)$  and  $C(x_1, x_2)$ . Without loss of generality, suppose that  $C(x_1, x_2)$  contains at most one of  $z$ 's endpoints.

Since  $N(x)$  is not consecutive in  $C$ , at least one vertex/chord has its two endpoints in  $C(x_1, x_2)$ . Amongst all such vertices, let  $y$  be the one occurring earliest in  $\sigma$ . Observe that by construction,  $y \neq z$ . Let  $B_y$  be the set of vertices occurring before  $y$  in  $\sigma$ ; and let  $A_y$  be the set of vertices with the same label as  $y$  (including  $y$ ) at the step  $y$  is numbered by Algorithm 1.

By the choice of  $y$ , every neighbour  $v$  of  $y$  such that  $v <_\sigma y$  has only one of its endpoints in  $C(x_1, x_2)$ . Therefore  $N(y) \cap B_y \subseteq N(x) \cap B_y$ . It follows that at the step  $y$  is numbered we have  $\text{label}(x) = \text{label}(y)$ , implying  $x \in A_y$ . As  $x$  is good, we have  $(B_y, A_y)$  is a bipartition of  $V(G)$ . By construction,  $A_y$  contains at least two vertices (i.e.  $x$  and  $y$ ). So if  $|B_y| \geq 2$ , the bipartition  $(B_y, A_y)$  defines a split of  $G$ , contradicting that  $G$  is prime. It follows that  $B_y = \{z\}$  and  $z$  is a universal vertex in  $G$ .

Again, as  $N(x)$  is not consecutive in  $C$ , at least one vertex/chord has its two endpoints in  $C(x_2, x_1)$ . Amongst all such vertices, let  $y'$  be the one occurring earliest in  $\sigma$ . Observe that by construction,  $y' \neq z$  and  $y' \neq y$ . We define  $B_{y'}$  to be the set of vertices occurring before  $y'$  in  $\sigma$ . Notice that  $B_{y'}$  must include  $z$  and  $y$ , by construction. We denote  $A_{y'}$  to be the set of vertices with the same label as  $y'$  (including  $y'$ ) at the step  $y'$  it is numbered by Algorithm 1. By the choice of  $y'$ , every neighbour  $v'$  of  $y'$  such that  $v' <_\sigma y'$  has only one of its endpoints in  $C(x_2, x_1)$ . Therefore  $N(y') \cap B_{y'} \subseteq N(x) \cap B_{y'}$ . It follows that at the step  $y'$  is numbered we have  $\text{label}(x) = \text{label}(y')$ , implying that  $x \in B_{y'}$ . But now both parts of the bipartition  $(B_{y'}, A_{y'})$  has size at least 2 (recall that  $y, z \in B_{y'}$ ). It follows that  $(B_{y'}, A_{y'})$  is a split, contradicting  $G$  being prime.  $\square$

### 3.4 Good Vertex Insertion in Circle Graphs

We now present an LBFS incremental characterization of prime circle graphs. That is, assume that adding a new vertex  $x$  to a circle graph  $G$  yields a prime graph  $G + x$ . We answer the following question: which properties of  $ST(G)$  are required for  $G + x$  to be a circle graph as well? We use the results from the three previous subsections and the incremental characterization of the split decomposition in [12].

We first need some definitions from [12]. Let  $G$  be an arbitrary (connected) graph and consider some subset  $S \subseteq V(G)$ . We stamp the marker vertices of the split-tree  $ST(G)$  with respect to  $S$  as follows. If  $q$  is a marker vertex opposite a leaf  $l \in S$ , (resp.  $l \notin S$ ) in  $ST(G)$ , we say that  $q$  is *perfect* (resp. *empty*). Let  $q$  be a marker vertex not opposite a leaf. Then  $q$  is *perfect* if  $S \cap L(q) = A(q)$ ; *empty* if  $S \cap L(q) = \emptyset$ ; and *mixed* otherwise. Let  $P(u)$  denote the set of perfect marker vertices of the node  $u$ , and let  $MP(u)$  denote the set of mixed or perfect (i.e. non-empty) marker vertices of the node  $u$  in  $ST(G)$ : i.e.  $MP(u) = \{q \in V(u) \mid S \cap L(q) \neq \emptyset\}$ .

**Lemma 3.9.** *Let  $G = (V, E)$  be a circle graph and let  $C$  be a chord diagram of  $G$  in which the set  $S \subseteq V$  is consecutive. If  $q$  is a mixed marker vertex of the node  $u$  in  $ST(G)$  marked with respect to  $S$ , then  $L(q)$  contains a leaf  $\ell$  that is a bookend of  $S$ .*

*Proof.* By Corollary 3.6, for every  $q \in V(u)$  there is a pair of factors  $A_i$  and  $A_j$  in  $C$  such that  $y \in L(q)$  if and only if  $y_1, y_2 \in A_i \cup A_j$ . Let  $S_e$  be a set of endpoints certifying that  $S$  is consecutive

in  $C$ . Since  $q \in MP(u)$ , we know  $L(q) \cap S \neq \emptyset$ . Therefore  $S_e \cap A_i \neq \emptyset$  or  $S_e \cap A_j \neq \emptyset$  (or both). Assume without loss of generality that  $S_e \cap A_i \neq \emptyset$ .

If  $A_i$  does not contain a bookend of  $S_e$ , this implies that  $A_i \subset S_e$ . Therefore every chord with one endpoint in  $A_i$  has its other endpoint in  $A_j$ , by definition of  $S_e$  being consecutive. By Corollary 3.5,  $A(q)$  is the set of chords with exactly one endpoint in  $A_i$ . It follows that  $A_j$  cannot be a subset of  $S_e$ : if it were, then  $A_i \cup A_j \subseteq S_e$ , and so there would be a chord with both its endpoints in  $S_e$ , a contradiction by definition of  $S_e$  being consecutive. We also can't have  $A_j \cap S_e = \emptyset$ : if so, we would have  $(A_i \cup A_j) \cap S_e = A_i$ , then by Corollary 3.5 and consecutiveness of  $S$ ,  $L(q) \cap S = A(q)$  which implies that  $q$  is perfect, a contradiction. Thus,  $A_j \cap S_e \neq \emptyset$  but  $A_j \not\subseteq S_e$ . It follows that  $A_j$  contains a bookend of  $S_e$ . □

We extract the following result for arbitrary graphs from [12]:

**Theorem 3.10.** (Theorem 4.21 in [12]) *A graph  $G + x$  is a prime graph if and only if  $ST(G)$  marked with respect to  $N(x)$  satisfies the following:*

1. *Every marker vertex not opposite a leaf is mixed,*
2. *Let  $w$  be a degenerate node. If  $w$  is a star node, the centre of which is perfect, then  $w$  has no empty marker vertex and at most one other perfect marker vertex; otherwise  $w$  has at most one empty marker vertex and at most one perfect marker vertex.*

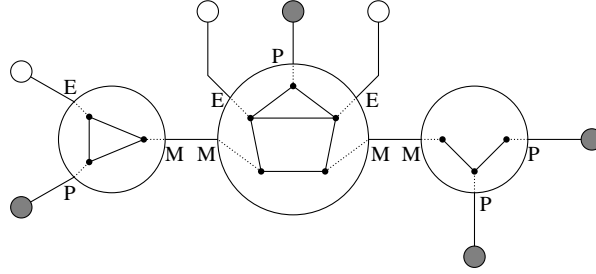


Figure 7: States – P for “perfect”, M for “mixed” and E for “empty” – assigned to marker vertices with respect to the shaded leaves representing  $N(x)$ . This split-tree satisfies Theorem 3.10.

See Figure 7 for an example satisfying conditions of Theorem 3.10.

**Theorem 3.11.** *Let  $G + x$  be a prime graph such that  $x$  is a good vertex and  $G$  is a circle graph. Then  $G + x$  is a circle graph if and only if for every node  $u$  in  $ST(G)$ , marked with respect to  $N(x)$ ,  $G(u)$  has a chord diagram in which  $MP(u)$  is consecutive, with the mixed marker vertices being bookends.*

*Proof. Necessity:* If  $G + x$  is a circle graph, it has a chord diagram  $C'$ . By Theorem 3.8,  $N(x)$  is consecutive in  $C'$ . Therefore  $N(x)$  is consecutive in the chord diagram  $C = C'[V(G)]$  of  $G$ . Let  $u$  be a node of  $ST(G)$ , which by assumption is marked with respect to  $N(x)$ . By definition of  $MP(u)$  (preceding Lemma 3.9) and of  $N(x)[u]$  (inside Corollary 3.7), we have  $MP(u) = N(x)[u] = \{ q \in V(u) \mid L(q) \cap N(x) \neq \emptyset \}$ . So, according to Corollary 3.7,  $MP(u)$  is consecutive in  $C[u]$ , a chord diagram of  $G(u)$ . By Lemma 3.9, if  $q$  is a mixed marker vertex of  $u$ , then  $L(q)$  contains a leaf that is a bookend of  $S$ , which implies, by Corollary 3.7, that  $q$  is a bookend of  $MP(u)$ .

*Sufficiency:* By assumption,  $ST(G)$  satisfies the following property: (A) *for every node  $u$ ,  $G(u)$  has a chord diagram  $C_u$  in which  $MP(u)$  is consecutive with mixed marker vertices being bookends.* By Theorem 3.10, the extremities of every internal tree edge of the split-tree  $ST(G)$  are mixed. Hence  $ST(G)$  satisfies also the following property: (B) *for every internal tree-edge  $e = uu'$ , the extremities  $q \in V(u)$  and  $q' \in V(u')$  of  $e$  are bookends of  $MP(u)$  and  $MP(u')$  respectively.*

By the way, one can observe that the internal tree-edges of  $ST(G)$  form a path. Indeed, because a consecutive set of chords has two distinct bookends, each node  $u$  has at most two mixed marker vertices, and hence it has at most two neighbors in  $ST(G)$ .

By definition of perfect marker vertices,  $ST(G)$  satisfies also the following property: (C)  *$N(x)$  is the set of leaves whose opposite marker vertices belong to  $P(u)$  for some node  $u$ .* For a node  $v$  in a GLT obtained by a series of node-joins from  $ST(G)$ , let us extend the previous definitions and denote  $P(v)$  the set of marker vertices of  $v$  opposite a leaf belonging to  $N(x)$ , and  $MP(v)$  this set together with mixed marker vertices, defined as extremities of internal edges.

We now prove that  $G$  has a chord diagram  $C$  in which  $N(x)$  is consecutive, by induction on the number of nodes of a GLT of  $G$  satisfying satisfying properties (A), (B) and (C). This would obviously imply that  $G + x$  is a circle graph. If such a GLT has a unique node  $u$ , then  $N(x)$  is the set of leaves opposite marker vertices in  $MP(u) = P(u)$ , and the result trivially holds with  $C$  isomorphic to  $C_u$ . Assume that the result holds for every such GLT with  $k$  nodes, and consider a GLT with  $k + 1$  nodes satisfying properties (A), (B) and (C). Let  $e = uu'$  be an internal tree edge with extremities  $q$  and  $q'$  and let  $C_u, C_{u'}$  be two respective chord diagrams witnessing the consecutiveness of  $MP(u)$  and  $MP(u')$ . By Lemma 3.3, the set  $(MP(u) \setminus \{q\}) \cup (MP(u') \setminus \{q'\})$  is consecutive, inheriting its bookends from  $MP(u)$  and  $MP(u')$ , in (at least) one of the following chord diagrams:

$$(C_u, q) \odot (C_{u'}, q'), \quad (C_u, q) \hat{\odot} (C_{u'}, q'), \quad (C_u, q) \odot (C_{u'}^r, q'), \quad (C_u, q) \hat{\odot} (C_{u'}^r, q').$$

That chord diagram encodes the graph  $G(v)$  resulting from the join between  $G(u)$  and  $G(u')$  with respect to  $q$  and  $q'$ , by Remark 2.17. This yields a new GLT for  $G$  (recall the definition of node-join) with  $k$  nodes. By definition, we have that  $MP(v) = (MP(u) \setminus \{q\}) \cup (MP(u') \setminus \{q'\})$ , which is consecutive in this chord diagram of  $G(v)$ , with mixed marker vertices being bookends. Hence properties (A) and (B) are satisfied by this GLT. And we have also  $P(v) = P(u) \cup P(u')$ . Hence property (C) is also satisfied by this GLT.

We already proved that  $ST(G)$  satisfies properties (A), (B) and (C), hence the result.  $\square$

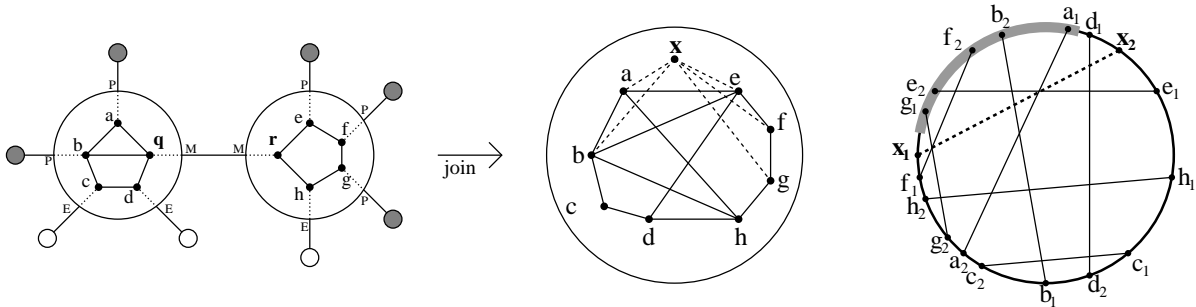


Figure 8: Example of insertion of  $x$ . The letters P, E, M stand for perfect, empty, mixed, respectively. The involved consecutivity preserving circle-join is the one illustrated at Figure 6.



Figure 8 provides an example of the insertion of a vertex  $x$  to a circle graph  $G$ , where  $N(x) = \{a, b, e, f, g\}$  and  $G$  is described by the chord diagrams in Figures 5 and 6.

The construction applied in the proof of sufficiency for Theorem 3.11 is the basis of our circle graph recognition algorithm. Recall that successive circle-joins were applied to a path of labels in the split-tree, and each of these circle-joins preserved consecutiveness and bookends. The next section shows how that construction is used to recognize circle graphs.

## 4 Circle Graph Recognition Algorithm

We now have the material to present our circle graph recognition algorithm. It relies on the split decomposition algorithm of [12] and inserts the vertices one at a time according to an LBFS ordering  $\sigma = x_1 < \dots < x_n$ . For the correctness of the algorithm, we will need to assume that, as each vertex  $x_i$  is inserted in  $G_{i-1} = G[\{x_1, \dots, x_{i-1}\}]$ , the split decomposition algorithm maintains a data-structure for  $ST(G_i)$  which is basically: a pointer representation of the tree structure of a GLT; an adjacency list encoding every prime node label; the type (i.e. clique or star) of every degenerate node (in case of star, the centre is distinguished); and some LBFS information at every node (e.g. the last inserted marker vertex). The reader should refer to [12] for a complete description of this data-structure.

For circle graph recognition, we will additionally need to maintain, at each prime node, a chord diagram. This is not required for degenerate nodes as their (potentially many) chord diagrams all have the same generic structure (see Figure 4). Whatever chord diagrams for degenerate nodes are required by the algorithm will be constructed as needed.

We first briefly describe how the split decomposition algorithm of [12] updates the split-tree of a graph under a vertex insertion. Based on this, we outline the vertex insertion test for circle graph recognition and prove its correctness. The data-structure and complexity issues are postponed to Section 5.

### 4.1 Incremental Modification of the Split-Tree

This subsection summarizes the general algorithm from [12]. The next subsection details specific cases and features of that algorithm that will be modified for the purposes of recognizing circle graphs.

We say that a node  $u$  in a GLT is *hybrid* if every marker vertex  $q \in V(u)$  is either perfect or empty, and its opposite is mixed. A subtree of a GLT  $(T, \mathcal{F})$  is *fully-mixed* if the extremities of its tree edges are all mixed and if it is maximal for this property. For a degenerate node  $u$ , we denote:

$$\begin{aligned} P^*(u) &= \{q \in V(u) \mid q \text{ perfect and not the centre of a star}\}, \\ E^*(u) &= \{q \in V(u) \mid q \text{ empty, or } q \text{ perfect and the centre of a star}\}. \end{aligned}$$

**Theorem 4.1.** (Theorem 4.14 in [12]) *Let  $ST(G) = (T, \mathcal{F})$  be marked with respect to a subset  $S$  of leaves. Then exactly one of the following conditions holds:*

1.  *$ST(G)$  contains a clique node, whose marker vertices are all perfect, and this node is unique;*
2.  *$ST(G)$  contains a star node, whose marker vertices are all empty except the centre, which is perfect, and this node is unique;*



3.  $ST(G)$  contains a unique hybrid node, and this node is prime;
4.  $ST(G)$  contains a unique hybrid node, and this node is degenerate;
5.  $ST(G)$  contains a tree edge whose extremities are both perfect, and this edge is unique;
6.  $ST(G)$  contains a tree edge with a perfect extremity and the other empty, and this edge is unique;
7.  $ST(G)$  contains a unique fully-mixed subtree.

Now, for a new vertex  $x$ , and letting  $S = N(x)$ , the way  $ST(G)$  has to be modified to obtain  $ST(G + x)$  can be described as follows:

- If one of cases 1, 2 and 3 of Theorem 4.1 holds, then  $ST(G + x)$  is obtained by adding to node  $u$  a marker vertex  $q$  adjacent in  $G(u)$  to precisely  $P(u)$  and making the leaf  $x$  the opposite of  $q$ .
- If case 4 of Theorem 4.1 holds, then  $ST(G + x)$  is obtained in two steps:
  1. performing the node-split corresponding to  $(P^*(u), E^*(u))$ , thus creating a tree edge  $e$ , the extremities of which are perfect or empty;
  2. subdividing  $e$  with a new ternary node  $v$  adjacent to  $x$  and  $e$ 's extremities, such that  $v$  is a clique if both extremities of  $e$  are perfect, and otherwise  $v$  is a star whose centre is the opposite of  $e$ 's empty extremity.
- If case 5 of Theorem 4.1 holds, then  $ST(G + x)$  is obtained by subdividing  $e$  with a new clique node adjacent to  $e$ 's extremities and  $x$ .
- If case 6 of Theorem 4.1 holds, then  $ST(G + x)$  is obtained by subdividing  $e$  with a new star node adjacent to  $e$ 's extremities and  $x$ , such that the centre of the star is opposite  $e$ 's empty extremity.
- If case 7 of Theorem 4.1 holds, then  $ST(G + x)$  is obtained in three steps:
  1. [*cleaning step*] performing, for every degenerate node  $u$  of the fully-mixed subtree of  $ST(G)$ , the node-splits defined by  $(P^*(u), V(u) \setminus P^*(u))$  and/or  $(E^*(u), V(u) \setminus E^*(u))$  as soon as they are splits of  $G(u)$ . The resulting GLT is denoted  $cl(ST(G))$ , for *cleaned* split-tree.
  2. [*contraction step*] contracting, by a series of node-joins, the fully-mixed subtree of  $cl(ST(G))$  into a single node  $u$ ;
  3. [*insertion step*] adding to node  $u$  a marker vertex  $q_x$ , adjacent in  $G(u)$  to precisely  $P(u)$ , and making  $q_x$  opposite  $x$ . The resulting node  $u$  is prime.

This combinatorial characterization of  $ST(G + x)$  from  $ST(G)$  is valid with no assumption on  $x$ . The split decomposition algorithm in [12] applies this characterization but inserts vertices with respect to an LBFS ordering because doing so allows its efficient implementation.

## 4.2 Incremental Circle Graph Recognition Algorithm

Here we describe how to refine the general construction described in Subsection 4.1 for the purposes of recognizing circle graphs. Let us repeat again that, while inserting vertices according to an LBFS ordering, we maintain the split-tree of the input graph as in [12] and with each prime node we associate a chord diagram. Let  $G$  be a circle graph, and for a new vertex  $x$ , let  $S = N(x)$ . We consider how the changes to  $ST(G)$  in arriving at  $ST(G + x)$  necessitate updates to the chord diagrams being maintained at prime nodes.

- If one of cases 1, 2, 4, 5 or 6 of Theorem 4.1 holds, then the changes to  $ST(G)$  amount to updating a degenerate node or creating a new degenerate node. By Corollary 2.18, this has no impact on the circle graph recognition problem. These modifications will therefore be handled by the split decomposition algorithm as described in [12].
- Case 3 of Theorem 4.1 amounts to updating a prime node  $u_x$  by attaching a new leaf to it. In other words, adding a new vertex to the prime circle graph  $G(u_x)$  yields a new prime graph. We need to check whether this new prime graph is a circle graph as well. As the vertex insertion ordering is an LBFS ordering, the necessary and sufficient condition is that the neighbourhood of the new vertex is consecutive in the chord diagram of  $G(u_x)$  (Theorem 3.11 and Lemma 2.14).
- The core of the circle graph recognition algorithm resides in case 7 of Theorem 4.1. When  $ST(G)$  contains a fully-mixed subtree, a new prime node is built in  $ST(G + x)$  from existing nodes of  $ST(G)$ .

The first step in case 7, namely the cleaning step, works as in the split-tree algorithm of [12]. It produces the GLT  $cl(ST(G))$ , the fully mixed tree of which will be transformed, in the second step, into a single node by means of all possible node-join operations. If  $u_x$  is the result of the above node-joins, then let  $G(u_x) + x$  be the prime graph obtained in the third step by adding a vertex (corresponding to  $x$ ) to  $G(u_x)$  with neighbourhood  $P(u_x)$ .

Notice the similarity between the node-joins in the second step and the construction in the proof of sufficiency of Theorem 3.11. In order to apply that theorem, we make the following observation:

*the fully mixed subtree of  $cl(ST(G))$ , as considered in [12],  
corresponds canonically to  $ST(G(u_x))$ , as considered in Section 3.4 for  $G = G(u_x)$ .*

We bring this to the attention of the reader because the implementation in [12] does not explicitly compute  $G(u_x)$ . Instead, by the equivalence above, it exists implicitly as the fully-mixed portion of  $cl(ST(G))$ . We choose to ignore this technicality in what follows, instead using  $ST(G(u_x))$  to refer to the fully-mixed portion of  $cl(ST(G))$ . We will take for granted that we have a data-structure encoding of  $ST(G(u_x))$  by virtue of the data-structure encoding of  $cl(ST(G))$  guaranteed by [12]. This equivalence will be recalled later as  $ST(G(u_x)) \sim cl(ST(G))$ . The advantage of working with  $ST(G(u_x))$  is that it allows for the direct application of Theorem 3.11.

We apply Theorem 3.11 as follows. Prior to the node-joins in the second step, we test whether its conditions are satisfied for  $ST(G(u_x))$ . This can be done one node at a time. (In case of failure, the graph  $G(u_x) + x$  is not a circle graph, and thus neither is  $G + x$ .) More precisely, for each node  $u$  containing a mixed marker vertex, we test whether  $G(u)$  has a chord diagram

$C_u$  in which  $MP(u)$  is consecutive with mixed marker vertices being bookends. If the test does not fail, then we proceed as follows.

During the contraction step, in addition to a series of node-joins made by algorithm [12] to contract the fully-mixed subtree, we perform a corresponding series of circle-joins, just as in the proof of sufficiency of Theorem 3.11. For two nodes  $u$  and  $v$  to be joined to form the new node  $w$ , we need to perform the circle-join that preserves the consecutiveness and bookends of  $MP(u)$  and  $MP(v)$  (Lemma 3.3).

Finally, for the third step in case 7, a chord  $c$  has to be inserted in the chord diagram  $C_{u_x}$  of the node  $u_x$  resulting from the contraction step. This new chord corresponds to  $x$  and has to cross the chords of  $P(u_x)$ . The result is a chord diagram for the new prime node labelled with  $G(u_x) + x$ .

The vertex insertion procedure for circle graphs that is informally outlined above is captured more precisely as Algorithm 2. The correctness of Algorithm 2 follows from the above discussion, but we prove it more formally in Theorem 4.2 below. We point out that the implementation of this algorithm has to be thought of as complementary to the implementation from [12]. Thus, in order to lighten Algorithm 2, we consider that a node, whose label is a circle graph, may be directly labelled by a chord diagram of this circle graph. In the effective implementation using the split decomposition algorithm of [12], those labels are in addition encoded as graphs (accordingly with those chord diagrams, and using adjacency lists).

**Theorem 4.2.** *Given the split-tree  $ST(G)$  of a circle graph, equipped with a chord diagram at every prime node, and given a good vertex  $x$  of  $G + x$ , Algorithm 2 tests whether  $G + x$  is a circle graph. If so, it returns  $ST(G + x)$ , equipped with a chord diagram at every prime node.*

*Proof.* Let  $\sigma$  be an LBFS ordering of  $G + x$  in which  $x$  is good. The algorithm follows the vertex incremental construction of the split-tree proved in [12]. So if  $G + x$  is a circle graph, then the returned GLT is its split-tree  $ST(G + x)$ . To prove the correctness of the recognition test, let us consider the GLT  $(T', \mathcal{F}')$  obtained from  $ST(G)$  by contracting the fully mixed subtree of  $\mathcal{cl}(ST(G))$  into a single node  $u_x$  labelled by a graph  $G(u_x)$ . Observe that  $ST(G + x)$  is obtained from  $(T', \mathcal{F}')$  by: (1) attaching  $x$  as a leaf adjacent to node  $u_x$ ; and (2) adding a new marker vertex  $q_x$ , opposite to leaf  $x$  and adjacent to  $S = P(u_x)$  in  $G(u_x)$ . It is proved in [12], that the resulting node  $u'$  and thereby the graph  $G(u') = G(u_x) + q_x$  is prime.

As  $G$  is a circle graph,  $G(u_x)$  is also a circle graph, by Corollary 2.18. Likewise, it is clear from Corollary 2.18 that  $G + x$  is a circle graph if and only if  $G(u')$  is a circle graph. Also, by Lemma 2.14,  $\sigma_{u'}$  is an LBFS ordering of  $G(u')$  and thus  $q_x$  is a good vertex of  $G(u')$ . We apply Theorem 3.11 to  $G(u_x)$  (a circle graph),  $G(u') = G(u_x) + q_x$  (a prime graph), and  $q_x$  (a good vertex). By doing so, we conclude that  $G(u')$  is prime if and only if for every node  $v'$  of  $ST(G(u_x))$  marked with respect to  $S$ ,  $G_{v'}$  has a chord diagram in which  $MP(v')$  is consecutive with mixed marker vertices being bookends. Now observe that, by construction,  $ST(G(u_x))$  is isomorphic to the fully-mixed subtree  $T_m$  of  $\mathcal{cl}(ST(G))$ . We can thereby conclude that  $G + x$  is a circle graph if and only if for every node  $v$  of  $T_m$ ,  $G(v)$  has a chord diagram in which  $MP(v)$  is consecutive with mixed marker vertices being bookends. Algorithm 2 precisely performs all these tests.

Now assume that  $G + x$  is a circle graph. So as above, for every node  $v$  of the fully-mixed subtree of  $\mathcal{cl}(ST(G))$ , there exists a chord diagram  $C_v$  in which  $MP(v)$  is consecutive with mixed marker vertices being bookends. By Lemma 3.3, for every tree edge  $e = vw$  of  $T_m$  with extremities

---

**Algorithm 2:** Vertex insertion

---

**Input:** A graph  $G$ , a vertex  $x \notin V(G)$  which is the last vertex in an LBFS ordering of  $G + x$ , and the split-tree  $ST(G) = (T, \mathcal{F})$  equipped with chord diagrams on prime nodes.

**Output:** The split-tree  $ST(G + x)$  equipped with chord diagrams on prime nodes, if  $G + x$  is a circle graph.

- 1 Determine which case of Theorem 4.1 applies based on algorithm [12];
  - 2 **if** case 1, 2, 4, 5 or 6 of Theorem 4.1 applies **then**
    - | update  $ST(G)$  according to the algorithm [12], as described in Subsection 4.1;
  - 3 **if** case 3 of Theorem 4.1 applies (let  $u_x$  be the unique hybrid prime node) **then**
    - 4 **if**  $MP(u_x)$  is consecutive in the chord diagram  $C_{u_x}$  of  $u_x$  (Theorem 3.11) **then**
      - | let  $S$  be the factor of the chord diagram  $C_{u_x}$  certifying the consecutiveness of  $MP(u_x)$ ;
      - 5 | insert in  $C_u$  a chord  $c$  with endpoints  $c_1$  and  $c_2$  such that  $C_{u_x}(c_1, c_2) = S$ ;
      - | add a leaf  $x$  adjacent to  $u_x$  opposite the marker vertex corresponding to chord  $c$ ;
    - else return**  $G + x$  is not a circle graph;
  - 6 **if** case 7 of Theorem 4.1 applies **then**
    - | compute  $cl(ST(G))$  according to the algorithm [12] as described in Subsection 4.1;
    - | **foreach** tree edge  $uv$  of the fully-mixed subtree of  $cl(ST(G)) \sim ST(G(u_x))$  the extremities of which are  $q_u$  and  $q_v$  (they are mixed) **do**
      - 7 | **if**  $u$ , (resp.  $v$ ) is degenerate **then**
        - | **if**  $G(u)$  (resp.  $G(v)$ ) has a chord diagram in which  $MP(u)$  is consecutive with mixed marker vertices being bookends **then**
          - | build such a chord diagram  $C_u$ , resp.  $C_v$
        - | **else return**  $G + x$  is not a circle graph;
      - 8 | **if**  $MP(u)$  is consecutive in  $C_u$  with mixed marker vertices being bookends and  $MP(v)$  is consecutive in  $C_v$  with mixed marker vertices being bookends (Theorem 3.11) **then**
        - 9 | perform a circle-join between  $C_u$  and  $C_v$  with respect to  $q_u$  and  $q_v$  that preserves consecutiveness and bookends (Lemma 3.3);
        - | consider that  $u$  and  $v$  are replaced with a single node whose chord diagram is the above resulting one;
      - | **else return**  $G + x$  is not a circle graph;
    - | **end foreach**
    - | let  $C_{u_x}$  be the chord diagram of the node  $u_x$  resulting from the series of circle-joins;
    - | let  $S$  be the factor of the chord diagram  $C_{u_x}$  certifying the consecutiveness of  $P(u_x)$ ;
    - 10 | insert in  $C_{u_x}$  a chord  $c$  with endpoints  $c_1$  and  $c_2$  such that  $C_{u_x}(c_1, c_2) = S$ ;
    - | add a leaf  $x$  adjacent to  $u_x$  opposite the marker vertex corresponding to chord  $c$ ;
-

$q_v \in V(v)$  and  $q_w \in V(w)$ , there is a circle-join of  $C_v$  and  $C_w$  with respect to  $q_v$  and  $q_w$  that preserves the consecutiveness and bookends. So eventually Algorithm 2 builds a chord diagram  $C_{u_x}$  of node  $u_x$  (to which  $T_m$  is contracted) such that  $MP(u_x) = P(u_x)$  is consecutive. Adding the chord  $q_x$ , corresponding to the marker vertex opposite  $x$ , yields a chord diagram of  $G(u')$  (which is prime). Therefore every prime node of  $ST(G+x)$  is equipped with a chord diagram.  $\square$

**Remark 4.3.** *At two places in Algorithm 2 there seem to be possible choices, all leading to a final chord diagram: at line 7 to build a chord diagram of a degenerate node, whose existence (but not unicity) is guaranteed by assumption, and at line 8 to perform a circle-join, whose existence (but not unicity) is guaranteed by Lemma 3.3. In fact, since we obtain a chord diagram of a prime circle graph, known to be unique up to reflection, we know that, each time, there is a unique possible choice up to reflection.*

## 5 Data-structure, Implementation and Running Time

The incremental split-tree algorithm from [12] can be implemented as described therein; it runs in time  $O(n+m)\alpha(n+m)$ . We mention that linear-time LBFS implementations appear in [1] and [2], and either of these can be used as part of the implementation for [12]. Thus, it remains to implement the routines involved in Algorithm 2: consecutiveness test on prime and degenerate nodes; construction of chord diagrams for degenerate nodes; circle-join operations preserving consecutiveness; and finally, chord insertion. To that aim, we first describe the data-structure used to maintain a chord diagram at each prime node of the split-tree throughout its construction. We then describe how Algorithm 2 can be implemented in order to obtain the  $O(n+m)\alpha(n+m)$  time complexity for the circle graph recognition problem.

### 5.1 Chord Diagram Data-Structure

To achieve the desired complexity, we need a data-structure for chord diagrams that allows us to efficiently search a chord diagram and its reflection clockwise and/or counter-clockwise. We shall prove that this data-structure enables to perform every circle-join in constant time.

**Definition 5.1.** *A symmetric cycle is the digraph  $C$  obtained from a cycle by replacing every edge with a pair of symmetric arcs. Every vertex  $y$  of a symmetric cycle is thereby associated with two out-neighbours, namely  $+_C(y)$  and  $-_C(y)$ .*

**Definition 5.2.** *Let  $C$  be a symmetric cycle on the vertex set  $\mathcal{V} = \bigcup_{v \in \mathcal{V}} \{v_1, v_2\}$ . Then each  $v_1, v_2$  are said to be matched, and  $C$  is said to be consistent if for every pair  $y_1$  and  $y_2$  of matched vertices,  $+_C(y_1)$  and  $+_C(y_2)$  belong to the same connected component of  $C - \{y_1, y_2\}$ .*

Our data-structure for a chord diagram on  $V$  implements in the natural way a consistent symmetric cycle (CSC) on  $\mathcal{V} = \bigcup_{v \in V} \{v_1, v_2\}$ . That is, for a chord  $y \in V$ , the two endpoints  $y_1$  and  $y_2$  are matched and symmetric pointers between  $y$  and its endpoints are maintained. Observe that a CSC for chord diagram  $C$  is simultaneously a CSC for chord diagram  $C^r$ . One can distinguish a chord diagram and its reflection by specifying a direction. That is, precisely: chord diagrams up to reflection are encoded by CSCs, and chord diagrams are encoded by CSCs together with the choice of a direction. In what follows, we assume that this precision is implicit and we will just talk

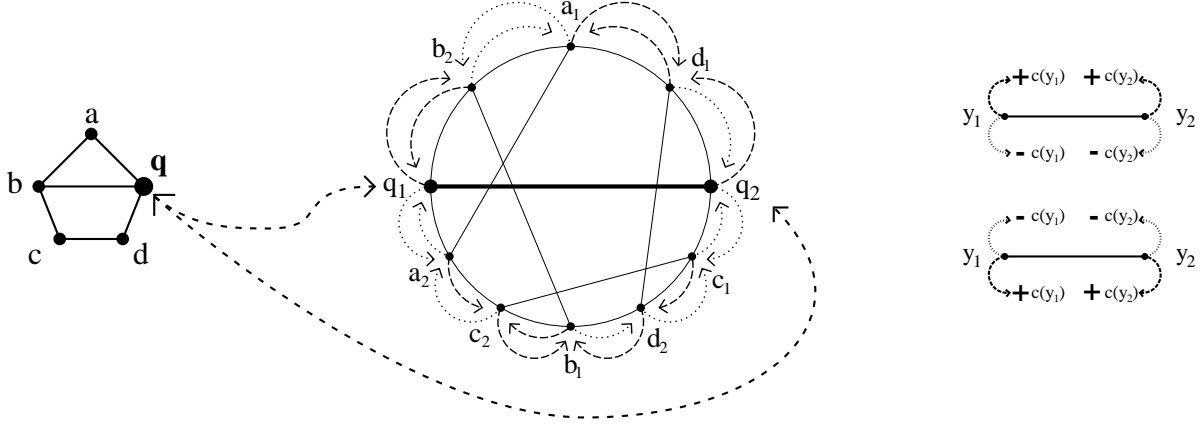


Figure 9: Example encoding of a circle graph by a CSC. Arrows represent pointers. The  $+/-$  pointer types in the CSC structure are distinguished by two types of dashed arrows. The consistency rule for these pointers is illustrated on the right.

about CSCs as encoding chord diagrams. This data-structure is illustrated in Figure 9. Observe that searching a CSC in a given direction is achieved in linear time by a depth-first search (DFS).

Let  $y_1$  and  $y_2$  be the endpoints of chord  $y$  of the chord diagram  $C$ . Let  $+_C(y_1, y_2)$  denote the sequence of endpoints (other than  $y_1$  and  $y_2$ ) encountered while starting a DFS on  $C$  from  $y_1$  with pointer  $+_C(y_1)$  and stopping at  $+_C(y_2)$ . The sequences  $-_C(y_1, y_2)$ ,  $+_C(y_2, y_1)$  and  $-_C(y_2, y_1)$  are defined similarly. Observe that the sequence  $+_C(y_1, y_2)$  is the reversal of  $+_C(y_2, y_1)$ . The following observation establishes the links between the CSC representation of a chord diagram  $C$  and its representation by a circular word.

**Observation 5.3.** *If  $y_1$  and  $y_2$  are the endpoints of chord  $y$  in a chord diagram  $C$ , then exactly one of the following holds:*

1.  $+_C(y_1, y_2) = C(y_1, y_2)$  (and thus  $+_C(y_2, y_1) = C^r(y_1, y_2)$ ,  $-_C(y_1, y_2) = C^r(y_2, y_1)$  and  $-_C(y_2, y_1) = C(y_2, y_1)$ )
2.  $+_C(y_1, y_2) = C^r(y_2, y_1)$  (and thus  $+_C(y_2, y_1) = C(y_2, y_1)$ ,  $-_C(y_1, y_2) = C(y_1, y_2)$  and  $-_C(y_2, y_1) = C^r(y_1, y_2)$ )

For sake of implementation, this data-structure for circle graphs completes the data-structure used and described precisely in [12] to represent the split-tree  $ST(G)$  of a graph  $G$ . This complete data-structure is only partially used in the present paper, as recalled in Section 4.

## 5.2 Implementation with CSC's

This section uses CSC's to implement the routines involved in Algorithm 2 and evaluates their costs. The computation of the perfect/empty/mixed states for marker vertices of nodes is handled in the algorithm from [12] (here at line 1 in Algorithm 2). Notably, the set of non-empty marker vertices  $MP(u)$  is also computed by [12], and assumed to be known for every involved node  $u$ . It is also important to remind the reader that a CSC simultaneously encodes a chord diagram  $C$  and its reflection  $C^r$ . This will be crucial for the efficiency of the implementation of Algorithm 2.



### 5.2.1 Testing Consecutiveness in a CSC

A node  $u$  of the fully-mixed subtree of  $\text{cl}(ST(G)) \sim ST(G(u_x))$  may be involved in a circle-join. Prior to such a circle-join, we need to test whether  $G(u)$  has a chord diagram  $C_u$  in which the chords of  $MP(u)$  are consecutive with mixed marker vertices being bookends (lines 4, 7 and 8 in Algorithm 2). We also have to build such a chord diagram if the node is degenerate (line 7 in Algorithm 2). Recall that a prime label is already equipped with its chord diagram. We argue below that, if  $u$  is a degenerate node, then this test can be performed (and a chord diagram can be built) in constant time; and otherwise, this test can be performed in  $O(|MP(u)|)$ .

The case of degenerate nodes follows directly from Theorem 3.10, satisfied by  $ST(G(u_x))$ .

**Lemma 5.4.** *Let  $ST(G)$  be marked with respect to  $N(x)$  with  $x$  a good vertex of  $G + x$ . If  $u$  is a degenerate node of the fully-mixed subtree of  $\text{cl}(ST(G)) \sim ST(G(u_x))$ , then testing if there exists a CSC for a chord diagram  $C_u$  of  $G(u)$  in which  $MP(u)$  is consecutive with mixed marker vertices being bookends, and, if so computing it, requires  $O(1)$  time.*

*Proof.* Assume there exists a chord diagram  $C_u$  in which  $MP(u)$  is consecutive with mixed marker vertices being bookends. Therefore  $MP(u)$  contains at most two mixed marker vertices. Applying Theorem 3.10 to  $ST(G(u_x))$ , we have that  $u$  has at most two non-mixed marker vertices. Hence,  $u$  contains at most four marker vertices. The number of possible chord diagrams is thereby bounded by a constant (there are at most 8 chord endpoints to arrange). Thus, the construction of an appropriate chord diagram  $C_u$ , or the test that no appropriate chord diagram exists, can be done in constant time. Let us recall that chord diagrams of degenerate nodes have the form demonstrated in Figure 4.  $\square$

We now consider the case of a prime node  $u$ . Recall that the set  $MP(u)$  is given, as well as a chord diagram  $C_u$  of  $G(u)$  (in fact unique up to reflection).

**Lemma 5.5.** *Let  $ST(G)$  be marked with respect to  $N(x)$  with  $x$  a good vertex of  $G + x$ . If  $u$  is a prime node, then testing if  $MP(u)$  is consecutive with mixed marker vertices being bookends in the chord diagram  $C_u$  of  $G(u)$  requires  $O(|MP(u)|)$  time.*

*Proof.* Assume that  $MP(u)$  is consecutive and let  $S$  be the set of endpoints (factor of  $C_u$ ) certifying the consecutiveness. Then every marker vertex  $q \in MP(u)$  has exactly one endpoint, say  $q_1$ , in  $S$ . Moreover,  $S$  is of the form  $S^- q_1 S^+$  with  $S^-$  and  $S^+$  being possibly empty words. So, to test the consecutiveness of  $MP(u)$ , it suffices to test the existence of these sets  $S^-$  and  $S^+$  of endpoints. To that aim, proceed as follows: search  $C_u$  from  $q_1$  in one direction, say using the pointer  $-_{C_u}(q_1)$ , as long as the encountered endpoint corresponds to a marker vertex  $q'$  of  $MP(u)$  and the other endpoint of  $q'$  has not yet been discovered. Perform the same search in the other direction, i.e. with the pointer  $+_{C_u}(q_1)$ . Clearly, these two searches can be performed in  $O(|MP(u)|)$  time with DFS. Once this test has been performed, testing if non-bookend elements of  $S$  are non-mixed has the same cost  $O(|MP(u)|)$ .  $\square$

### 5.2.2 Circle-Joins Preserving Consecutiveness (with CSC's)

We want to prove that we can identify – in constant time – which of the four possible circle-joins of Lemma 3.3 preserves consecutiveness and bookends (line 9 in Algorithm 2). Recall that some of the constructions from Lemma 3.3 use the reflection of the chord diagram. Our use of symmetric cycles



and their property of being invariant under reflection (Section 5.1) is important for those: it means that no additional work is required to compute the reflection of a chord diagram in implementing the circle-joins of Lemma 3.3.

**Lemma 5.6.** *Let  $C_u$  and  $C_v$  be two chord diagrams, respectively, on the set of chords  $V(u)$  and  $V(v)$ . Let  $S_u \subseteq V(u)$  and  $S_v \subseteq V(v)$  be consecutive sets of chords in  $C_u$  and  $C_v$ , respectively. Given the CSC for  $C_u$  and  $C_v$ , the bookends  $q$  and  $q'$  of  $S_u$ , and the bookends  $r$  and  $r'$  of  $S_v$ , one can build in  $O(1)$  time a CSC for a chord diagram  $C$  on  $(V(u) \setminus \{q\}) \cup (V(v) \setminus \{r\})$  satisfying the conclusion of Lemma 3.3, which we recall as*

1.  $C$  results from a circle-join  $\odot$  or  $\hat{\odot}$  of  $C_u$  and  $C_v$  or  $C_v^r$  w.r.t.  $q$  and  $r$ ,
2.  $S = (S_u \setminus \{q\}) \cup (S_v \setminus \{r\})$  is consecutive in  $C$ ,
3.  $S$  has bookends  $q'$  and  $r'$ .

*Proof.* We will address the following case (the others are similar):  $C_u(q_1, q'_1)$  and  $C_v(r_1, r'_1)$  respectively certify the consecutiveness of  $S_u$  in  $C_u$  and of  $S_v$  in  $C_v$ ;  $C_u(q_1, q'_1)$  and  $C_v(r_1, r'_1)$  are, respectively, strictly contained in  $C_u(q_1, q_2)$  and  $C_v(r_1, r_2)$ ;  $C_u(q_1, q_2) = +_{C_u}(q_1, q_2)$  and  $C_v(r_1, r_2) = +_{C_v}(r_1, r_2)$ . By Observation 5.3, we have

$$\begin{aligned} (C_u, q) \odot (C_v, r) &\sim +_{C_u}(q_1, q_2) +_{C_v}(r_1, r_2) -_{C_u}(q_2, q_1) -_{C_v}(r_2, r_1) \\ (C_u, q) \hat{\odot} (C_v, r) &\sim +_{C_u}(q_1, q_2) -_{C_v}(r_2, r_1) -_{C_u}(q_2, q_1) +_{C_v}(r_1, r_2) \\ (C_u, q) \odot (C_v^r, r) &\sim +_{C_u}(q_1, q_2) -_{C_v}(r_1, r_2) -_{C_u}(q_2, q_1) +_{C_v}(r_2, r_1) \\ (C_u, q) \hat{\odot} (C_v^r, r) &\sim +_{C_u}(q_1, q_2) +_{C_v}(r_2, r_1) -_{C_u}(q_2, q_1) -_{C_v}(r_1, r_2) \end{aligned}$$

By Lemma 3.3, one of the four chord diagrams above preserves consecutiveness and bookends. Under the assumptions above,  $S$  is consecutive in  $C = (C_u, q) \hat{\odot} (C_v^r, r)$ , with bookends  $r'$  and  $q'$ . The CSC for  $C$  is obtained from those for  $C_u$  and  $C_v$  by reassigning a constant number of pointers. Assuming the following (the other cases are similar):

$$\begin{aligned} -_{C_u}(q_1) &= a_u \text{ and } +_{C_u}(a_u) = q_1; +_{C_u}(q_1) = b_u \text{ and } -_{C_u}(b_u) = q_1; \\ +_{C_u}(q_2) &= c_u \text{ and } +_{C_u}(c_u) = q_2; -_{C_u}(q_2) = d_u \text{ and } +_{C_u}(d_u) = q_2; \\ -_{C_v}(r_1) &= a_v \text{ and } +_{C_v}(a_v) = r_1; -_{C_v}(r_1) = b_v \text{ and } -_{C_v}(b_v) = r_1; \\ -_{C_v}(r_2) &= c_v \text{ and } +_{C_v}(c_v) = r_2; -_{C_v}(r_2) = d_v \text{ and } +_{C_v}(d_v) = r_2; \end{aligned}$$

then we perform the following updates:

$$\begin{aligned} +_C(b_v) &= b_u \text{ and } -_C(b_u) = b_v; +_C(c_u) = a_v \text{ and } +_C(a_v) = c_u; \\ +_C(d_v) &= d_u \text{ and } +_C(d_u) = d_v; +_C(a_u) = c_v \text{ and } +_C(c_v) = a_u. \end{aligned}$$

It is not difficult to check that these pointer reassignments preserve the consistency property. Finally, to decide in constant time which of the possible circle-joins we need to perform, it suffices to store a constant size table describing every possible case, along with the required circle-join operation for that case.  $\square$

### 5.2.3 Chord Insertion in a CSC

To complete the implementation of Algorithm 2, it remains to describe how a new chord  $c$  can be inserted in a CSC. This task occurs at lines 5 and 10. In both cases the resulting chord diagram  $C$  corresponds to a prime graph. Moreover, thanks to the previous steps, the neighbourhood of the vertex represented by  $c$  is consecutive in  $C$ .

**Lemma 5.7.** *Given a CSC for a chord diagram  $C$  and the bookends of a consecutive set  $S_e$  of endpoints in  $C$ , the insertion of a new chord  $c$  intersecting exactly the chords with an endpoint in  $S_e$  requires  $O(1)$  time.*

*Proof.* Let  $b$  and  $b'$  be the bookends of  $S_e$  and let  $a \notin S_e$  and  $a' \notin S_e$  be the endpoints neighbouring  $b$  and  $b'$ , respectively. It suffices to reassign a constant number of pointers towards the endpoints  $c_1$  and  $c_2$  of the new chord  $c$ . For example, if  $+_C(a) = b$  and  $+_C(b) = a$ , then set  $+_C(a) = c_1$  and  $+_C(b) = c_1$ ; and if  $-_C(b') = a$  and  $+_C(a') = b'$ , then set  $-_C(b') = c_2$  and  $+_C(a') = c_2$ . The other cases are symmetric. Following that, we need to initialize the pointers of  $c_1$  and  $c_2$  in a consistent way: for example  $+_C(c_1) = b$  and  $+_C(c_2) = b'$ .  $\square$

### 5.3 The Running Time

As already described, compared to the LBFS incremental split decomposition algorithm of [12], the circle graph recognition problem must only handle the consecutiveness test of Algorithm 2 and the maintenance of CSC's for the chord diagrams of prime nodes. So if we prove that, at each vertex insertion, these tasks can be performed in time linear in the cost of the split-tree modifications, then we could conclude that the circle graph recognition problem can be solved as efficiently as the split decomposition algorithm. Regarding the latter, [12] proved the following:

**Theorem 5.8.** *(Theorem 6.21 in [12]) The split-tree  $ST(G)$  of a graph  $G = (V, E)$  with  $n$  vertices and  $m$  edges can be built incrementally according to an LBFS ordering in time  $O(n + m)\alpha(n + m)$ , where  $\alpha$  is inverse Ackermann function.*

For an LBFS ordering  $\sigma = x_1 < \dots < x_n$  of a graph  $G$ , let  $G_i$  be the subgraph of  $G$  induced by  $V_i = \{x_1, \dots, x_i\}$ . Let  $\text{insertion-cost}(x_i, ST(G_{i-1}))$  denote the complexity of the LBFS incremental split decomposition algorithm [12] to compute  $ST(G_i)$  from  $ST(G_{i-1})$  marked with  $N_i(x_i) = N(x_i) \cap V_{i-1}$ . From Theorem 5.8 we have:

$$\sum_{i=1}^n \text{insertion-cost}(x_i, ST(G_{i-1})) \in O(n + m)\alpha(n + m)$$

**Theorem 5.9.** *The circle graph recognition test can be performed in time  $O(n + m)\alpha(n + m)$  on any graph on  $n$  vertices and  $m$  edges.*

*Proof.* Let  $\sigma = x_1 < \dots < x_n$  be an LBFS ordering of the graph  $G$ . Assume that  $ST(G_{i-1})$ , marked with respect to  $N_i(x_i)$ , is equipped with a CSC at every prime node. We prove that computing  $ST(G_i)$  and the CSC's of its prime nodes (if  $G_i$  is a circle graph) requires  $O(\text{insertion-cost}(x_i, ST(G_{i-1})))$ .

First, observe that in cases 1, 2, 4, 5, and 6 of Theorem 4.1 (line 2 in Algorithm 2) the prime nodes of  $ST(G_{i-1})$  are not affected by  $x_i$ 's insertion. So none of the CSC's stored at prime nodes are affected, and thus no extra work is required for the circle graph recognition problem.

Now assume that case 3 of Theorem 4.1 holds (line 3 in Algorithm 2). Let  $u_x$  denote the unique prime hybrid node of  $ST(G_{i-1})$ . We need to insert a chord  $c$  in the CSC for the chord diagram  $C_{u_x}$  of  $G(u_x)$  which exactly intersects the chords in  $MP(u_x)$ . As  $u_x$  is the only prime node affected by  $x_i$ 's insertion (Theorem 3.11),  $G_i$  is a circle graph if and only if  $MP(u_x)$  is consecutive in  $C_{u_x}$ . As  $ST(G_{i-1})$  is marked with respect to  $N_i(x_i)$  (i.e.  $MP(u_x)$  is identified by the split-tree algorithm), testing the consecutiveness of  $MP(u_x)$  requires  $O(|MP(u_x)|)$  time, by Lemma 5.5. Moreover by

Lemma 5.7, inserting the chord  $c$  only takes  $O(1)$  time. The total amount of time spent to update the CSC for  $C_{u_x}$  is clearly  $O(\text{insertion-cost}(x_i, ST(G_{i-1})))$ , since  $MP(u_x)$  has been computed by the split decomposition tree algorithm (at this step  $i$ ).

Finally, assume that case 7 of Theorem 4.1 holds (line 6 in Algorithm 2). Let  $u_x$  denote the node resulting from the contraction of the fully-mixed subtree  $T_m$  of  $\text{cl}(ST(G_{i-1})) \sim ST(G(u_x))$ . We need to compute a CSC for the chord diagram  $C_{u_x}$  of  $G(u_x)$  such that  $MP(u_x)$  is consecutive and then insert a new chord, say  $c_x$ , exactly intersecting  $MP(u_x)$ . Again, by Theorem 3.11, this is possible (i.e.  $G_i$  is a circle graph) if and only if every node  $v$  of  $T_m$  has a chord diagram in which  $MP(v)$  is consecutive with mixed marker vertices being bookends. This property of  $MP(v)$  can be tested and built in  $O(1)$  time if  $v$  is a degenerate node of  $\text{cl}(ST(G_{i-1}))$  (Lemma 5.4), and can be tested in  $O(|MP(v)|)$  time if  $v$  is a prime node of  $T_m$  (by Lemma 5.5). The sum of these costs over involved nodes  $v$  is  $O(\text{insertion-cost}(x_i, ST(G_{i-1})))$  since  $MP(v)$  is computed by the split decomposition algorithm [12] for each  $v$ . Moreover, by Lemma 5.6, with a constant time extra cost, a circle-join preserving consecutiveness and bookends can be performed in parallel to every node-join operation required to contract  $T_m$  into  $u_x$  that is performed by the split decomposition algorithm [12], with total cost  $O(\text{insertion-cost}(x_i, ST(G_{i-1})))$ . Finally as in the previous case, we eventually insert the new chord  $c_x$  in the CSC for the resulting chord diagram  $C_{u_x}$ . By Lemma 5.7, this also requires  $O(1)$  time since  $MP(u_x)$  is known. In total, the amount of time spent to build the CSC of the new prime node is  $O(\text{insertion-cost}(x_i, ST(G_{i-1})))$ .  $\square$

## References

- [1] A. Bouchet. Reducing prime graphs and recognizing circle graphs. *Combinatorica*, 7:243–254, 1987.
- [2] A. Bouchet. Graphic presentations of isotropic systems. *Journal of Combinatorial Theory, Series B*, 45:58–76, 1988.
- [3] T. H. Cormen, C. Stein, R.L. Rivest, and C.E. Leiserson. *Introduction to Algorithms*. McGraw-Hill Higher Education, 2001.
- [4] B. Courcelle. Circle graphs and monadic second-order logic. *Journal of Applied Logic*, 6(3):416 – 442, 2008.
- [5] W.H. Cunningham. Decomposition of directed graphs. *SIAM Journal on Algebraic Discrete Methods*, 3:214–228, 1982.
- [6] Elias Dahlhaus. Parallel algorithms for hierarchical clustering and applications to split decomposition and parity graph recognition. *Journal of Algorithms*, 36(2):205–240, 2000.
- [7] S. Even and A. Itai. Queues, stacks and graphs. *Theory of Machines and Computations*, pages 71–86, 1971.
- [8] C.P. Gabor, W.L. Hsu, and K.J. Suppovit. Recognizing circle graphs in polynomial time. *Journal of ACM*, 36:435–473, 1989.
- [9] J. Geelen and S.-I. Oum. Circle graph obstructions under pivoting. *Journal of Graph Theory*, 61(1):1–11, 2009.

- [10] E. Gioan and C. Paul. Dynamic distance hereditary graphs using split decomposition. In *International Symposium on Algorithms and Computation (ISAAC)*, number 4835 in Lecture Notes in Computer Science, pages 41–51, 2007.
- [11] E. Gioan and C. Paul. Split decomposition and graph-labelled trees: characterizations and fully-dynamic algorithms for totally decomposable graphs. *CoRR*, abs/0810.1823, 2008. <http://arxiv.org/abs/0810.1823>.
- [12] E. Gioan, C. Paul, M. Tedder, and D. Corneil. Practical and efficient split decomposition via graph-labelled trees. *CoRR*, abs/1104.3283, 2011. <http://arxiv.org/abs/1104.3283>.
- [13] M.C. Golumbic. *Algorithmic graph theory and perfect graphs*. Academic Press, 1980.
- [14] T.-H. Ma and J. Spinrad. An  $O(n^2)$  algorithm for undirected split decomposition. *Journal of Algorithms*, 16:145–160, 1994.
- [15] W. Naji. Reconnaissance des graphes de cordes. *Discrete Mathematics*, 54:329–337, 1985.
- [16] S.-I. Oum. Rank-width and vertex minors. *Journal of Combinatorial Theory, Series B*, 95(1):79–100, 2005.
- [17] S.-I. Oum. Excluding a bipartite circle graph from line graphs. *Journal of Graph Theory*, 60(3):183–203, 2009.
- [18] D.J. Rose, R.E. Tarjan, and G.S. Lueker. Algorithmic aspects of vertex elimination on graphs. *SIAM Journal on Computing*, 5(2):266–283, 1976.
- [19] J. Spinrad. Recognition of circle graphs. *Journal of Algorithms*, 16:264–282, 1994.
- [20] R.E. Tarjan. Efficiency of a good but not linear set union algorithms. *Journal of the ACM*, 22(2):146–160, 1975.