

Efficient integration of the variational equations of multi-dimensional Hamiltonian systems: Application to the Fermi-Pasta-Ulam lattice

ENRICO GERLACH

*Lohrmann Observatory, Technical University Dresden,
D-01062 Dresden, Germany
enrico.gerlach@tu-dresden.de*

SIEGFRIED EGGL

*Institute for Astronomy, University of Vienna,
Türkenschanzstr. 17, A-1180, Vienna, Austria
siegfried.eggl@univie.ac.at*

CHARALAMPOS SKOKOS

*Max Planck Institute for the Physics of Complex Systems,
Nöthnitzer Str. 38, D-01187, Dresden, Germany
and
Center for Research and Applications of Nonlinear Systems,
University of Patras, GR-26500, Patras, Greece
hskokos@pks.mpg.de*

We study the problem of efficient integration of variational equations in multi-dimensional Hamiltonian systems. For this purpose, we consider a Runge-Kutta-type integrator, a Taylor series expansion method and the so-called ‘Tangent Map’ (TM) technique based on symplectic integration schemes, and apply them to the Fermi-Pasta-Ulam β (FPU- β) lattice of N nonlinearly coupled oscillators, with N ranging from 4 to 20. The fast and accurate reproduction of well-known behaviors of the Generalized Alignment Index (GALI) chaos detection technique is used as an indicator for the efficiency of the tested integration schemes. Implementing the TM technique—which shows the best performance among the tested algorithms—and exploiting the advantages of the GALI method, we successfully trace the location of low-dimensional tori.

Keywords: Hamiltonian systems, numerical integration, variational equations, Tangent Map method, GALI method

1. Introduction

From interactions of stars in galaxies to particle beams in high energy accelerators, Hamiltonian mechanics is found at the very heart of modeling and understanding dynamical processes. The necessity to classify evermore complex systems in terms of stability and predictability has lead to a wealth of methods discriminating chaotic from regular behavior (see for example [Skokos, 2010, Sect. 7]). Most of these techniques rely on the study of the time evolution of deviation vectors of a given orbit to discriminate between the two regimes. The time evolution of these vectors is governed by the so-called variational equations.

In [Skokos & Gerlach, 2010] the ‘Tangent Map’ (TM) technique, an efficient and easy to implement

method for the integration of the variational equations of Hamiltonian systems based on the use of symplectic integrators was introduced. In [Skokos & Gerlach, 2010; Gerlach & Skokos, 2010] the TM method was applied mainly to low-dimensional Hamiltonian systems of 2 and 3 degrees of freedom, and proved to be very efficient and superior to other commonly used numerical schemes, both with respect to its accuracy and its speed.

The scope of the present work is to extend these results by investigating whether the efficiency of the TM method persists also when multi-dimensional Hamiltonian systems are considered. The study of such systems presents a challenging numerical task, which makes the use of fast and accurate numerical tools imperative. In the present paper we use as a toy model the famous Fermi-Pasta-Ulam β (FPU- β) lattice, which is presented in Sect. 2. In Sect. 3 the different numerical methods we use, i.e. the Generalized Alignment Index (GALI) chaos indicator, the TM method and the SABA family of symplectic integrators, the Taylor series integrator TIDES, and the general-purpose high-accuracy Runge-Kutta integrator DOP853, are presented and their properties are briefly discussed. Then, in Sect. 4.1 the numerical results of the application of these numerical schemes for the integration of variational equations of the FPU system are presented, while in Sect. 4.2 the GALI method is used for locating motion on low-dimensional tori. Finally, in Sect. 5 we summarize our results.

2. The FPU lattice

As a model of a multi-dimensional Hamiltonian system we consider the FPU- β lattice [Fermi *et al.*, 1955; Ford, 1992; Chaos Focus Issue, 2005], which describes a chain of N particles with nearest neighbor interaction. Regarding numerical integration algorithms, the FPU lattice is a very challenging problem, since it exhibits oscillations on largely different time scales. The Hamiltonian of this N degrees of freedom (ND) system as a function of the momenta $\mathbf{p} = (p_1, \dots, p_N)$ and the coordinates $\mathbf{q} = (q_1, \dots, q_N)$ is given by

$$H_N = H_N(\mathbf{p}, \mathbf{q}) = \sum_{i=1}^N \frac{p_i^2}{2} + \sum_{i=0}^N \left[\frac{(q_{i+1} - q_i)^2}{2} + \frac{\beta(q_{i+1} - q_i)^4}{4} \right]. \quad (1)$$

In our study we impose fixed boundary conditions, i. e. $q_0 = q_{N+1} = 0$, set $\beta = 1.5$, and consider models whose number of particles vary from $N = 4$ up to $N = 20$. We note that in [Skokos *et al.*, 2008; Skokos & Gerlach, 2010] the particular case $N = 8$ was studied in detail.

The Hamiltonian (1) can be split into two parts A and B , which respectively depend only on the momenta and the coordinates, i. e. $H_N = A(\mathbf{p}) + B(\mathbf{q})$. The Hamilton's equations of motion are

$$\dot{q}_i = \frac{\partial H_N}{\partial p_i} = p_i \quad \text{and} \quad \dot{p}_i = -\frac{\partial H_N}{\partial q_i} = (q_{j+1} - q_j)(\delta_j^i - \delta_{j+1}^i) + \beta(q_{j+1} - q_j)^3(\delta_j^i - \delta_{j+1}^i), \quad (2)$$

with $1 \leq i \leq N$, and δ_j^i denoting the Kronecker delta, which is equal to 1 if $i = j$ and to 0 otherwise. The variational equations governing the time evolution of a deviation vector $\vec{w} = (\delta q_1, \dots, \delta q_N, \delta p_1, \dots, \delta p_N)$, that evolves in the tangent space of the Hamiltonian's phase space are given by

$$\delta \dot{p}_i = \delta q_i \quad \text{and} \quad \delta \dot{q}_i = -\sum_{j=1}^N \frac{\partial^2 H_N}{\partial q_i \partial q_j} \delta q_j. \quad (3)$$

3. Numerical methods

In order to compute the stability of a particular solution of Hamiltonian (1), or in other words of an orbit in the $2N$ -dimensional phase space of the system, the equations of motion (2) have to be integrated together with the variational equations (3). The time evolution of the latter contains information on the stability of the orbit, which can be quantified by using some chaos indicator, for example the GALIs. Different numerical approaches can be used to solve the system of ordinary differential equations given by Eqs. (2) and (3). In this section, after briefly recalling the definition of the GALI and its behavior for regular and chaotic motion, we present an overview of the methods used in the current study. A more detailed description of further possibilities based on symplectic methods can be found in [Skokos & Gerlach, 2010].

3.1. The Generalized Alignment Index (GALI)

The GALI was originally introduced in [Skokos *et al.*, 2007] as an efficient chaos detection method, generalizing a similar indicator called the Smaller Alignment Index (SALI) [Skokos, 2001; Skokos *et al.*, 2003, 2004]. The method has been applied successfully to different dynamical systems for the discrimination between regular and chaotic motion, as well as for the detection of regular motion on low dimensional tori [Christodoulidi & Bountis, 2006; Skokos *et al.*, 2008; Bountis *et al.*, 2009; Manos & Ruffo, 2010; Manos & Athanassoula, 2011; Manos *et al.*, 2011].

For ND Hamiltonians the Generalized Alignment Index of order k ($GALI_k$), $2 \leq k \leq 2N$, is determined through the evolution of k initially linearly independent deviation vectors $\vec{w}_k(0)$, which are continually normalized, keeping their directions intact. According to Skokos *et al.* [2007] $GALI_k$ is defined as the volume of the k -parallelepiped having the k unitary deviation vectors $\hat{w}_i(t) = \vec{w}_i(t)/\|\vec{w}_i(t)\|$, $i = 1, 2, \dots, k$, as edges. $GALI_k$ is therefore determined through the wedge product of these vectors

$$GALI_k(t) = \|\hat{w}_1(t) \wedge \hat{w}_2(t) \wedge \dots \wedge \hat{w}_k(t)\|, \quad (4)$$

with $\|\cdot\|$ denoting the usual norm. The behavior of $GALI_k$ for regular motion on an s -dimensional torus is given by [Skokos *et al.*, 2007; Christodoulidi & Bountis, 2006; Skokos *et al.*, 2008]

$$GALI_k(t) \propto \begin{cases} \text{constant} & \text{if } 2 \leq k \leq s \\ \frac{1}{t^{k-s}} & \text{if } s < k \leq 2N - s \\ \frac{1}{t^{2(k-N)}} & \text{if } 2N - s < k \leq 2N \end{cases}, \quad (5)$$

while for chaotic orbits $GALI_k$ tends to zero *exponentially* following the law [Skokos *et al.*, 2007]

$$GALI_k(t) \propto e^{-[(\sigma_1 - \sigma_2) + (\sigma_1 - \sigma_3) + \dots + (\sigma_1 - \sigma_k)]t}, \quad (6)$$

where $\sigma_1, \dots, \sigma_k$ are the first k largest Lyapunov characteristic exponents of the orbit.

We chose to apply the GALI method in order to check the accuracy of the numerical integration of variational equations because this index depends on the evolution of an ensemble of deviation vectors. Thus, even small errors in the integration of these vectors are expected to significantly influence the evolution of GALIs. In particular, we focus our attention on regular orbits lying on tori of various dimensions s , for which the GALIs exhibit different evolutions depending on s and the order k of the index. The possible deviations of numerically evaluated GALIs from their expected behaviors (5) will identify the inaccurate integration of the deviation vectors far better than it would be the case using chaotic orbits, for which all GALIs tend to zero exponentially (6). Throughout the paper we denote regular orbits on an s -dimensional torus of the ND system (1) as \mathcal{T}_s^N , where s can range from 2 to N .

3.2. The Tangent Map method using symplectic algorithms

Symplectic methods are often the preferred choice when integrating dynamical problems, which can be described by Hamiltonian functions. A thorough discussion of such methods can be found in Hairer *et al.* [2002]. Let us just mention some properties of symplectic integrators which are of interest for our study. Symplectic methods cannot be used with a trivial automated step size control. As a consequence, they are usually implemented with a fixed integration step τ . Due to their special structure they preserve the symplectic nature of Hamilton's equations intrinsically, which in turn leads to results that are more robust for long integration times. A side-effect of structure preservation is that the error in energy remains bounded irrespective of the total integration time.

In [Skokos & Gerlach, 2010] it was shown that it is possible to integrate the Hamilton's equations of motion and the corresponding variational equations using the TM technique based on symplectic splitting methods. Let us outline the basic idea behind the TM method, which is founded on a general result stated for example in [Laskar & Robutel, 2001]: Symplectic integrators can be applied to systems of first order differential equations $\dot{\mathbf{X}} = L\mathbf{X}$, that can be written in the form $\dot{\mathbf{X}} = (L_A + L_B)\mathbf{X}$, where L, L_A, L_B are differential operators defined as $L_\chi f = \{\chi, f\}$ and for which the two systems $\dot{\mathbf{X}} = L_A\mathbf{X}$ and $\dot{\mathbf{X}} = L_B\mathbf{X}$

are integrable. Here $\{f, g\}$ are Poisson brackets of functions $f(\mathbf{q}, \mathbf{p})$, $g(\mathbf{q}, \mathbf{p})$ defined as:

$$\{f, g\} = \sum_{l=1}^N \left(\frac{\partial f}{\partial p_l} \frac{\partial g}{\partial q_l} - \frac{\partial f}{\partial q_l} \frac{\partial g}{\partial p_l} \right). \quad (7)$$

The set of Eqs. (2) is one example of such a system, since the Hamiltonian (1) can be divided into two integrable parts A and B with $H = A(\mathbf{p}) + B(\mathbf{q})$ as already noted. A symplectic splitting method separates the equations of motion (2) into several parts, applying either the operator L_A or L_B . These are the equations of motion of the Hamiltonians A and B , which can be solved analytically, giving explicit mappings over the time step $c_i \tau$, where the constants c_i are chosen to optimize the accuracy of the integrator. These mappings can then be combined to approximate the solution for a time step τ . In [Skokos & Gerlach, 2010] it was shown that the derivatives of these mappings with respect to the coordinates and momenta of the system (the so-called tangent maps) can be used to calculate the time evolution of deviation vectors or, in other words, solve the variational equations (3).

In [Laskar & Robutel, 2001] a family of symplectic splitting methods called SABA_n and SBAB_n was introduced, with n being the number of applications of operators L_A and L_B . These integrators were designed to have only positive intermediate steps. Since it is not possible to construct symplectic integrators of order¹ > 2 with this property [Suzuki, 1991], small negative corrector steps C can be added before and after the main body of the integrator to further increase the accuracy. In Sect. 4.1 we test 3 different integrators, namely SABA_2 , SABA_2C and SBAB_2C , present the results of this comparison and discuss the characteristics of these algorithms when applied to the FPU system.

The fact, that standard adaptive stepping policy is not possible with symplectic integration schemes necessitates an initial assessment of stability for the algorithms used, in order to derive an upper bound on the choice of step-size. Following Hairer *et al.* [2002] we note that SBAB_1 is equivalent to the well known Størmer-Verlet or leap-frog method, and SABA_1 to its adjoint. In order to perform a linear stability analysis of the FPU- β lattice problem for SABA_2 , we introduce normal mode momenta P_i and coordinates Q_i as it was done for example in [Skokos *et al.*, 2008]. The unperturbed ($\beta = 0$) Hamiltonian (1) can then be written as a sum of the so-called *harmonic energies* E_i , i.e.

$$H = \sum_i^N E_i = \sum_i^N \frac{1}{2} (P_i^2 + \omega_i^2 Q_i^2), \quad \omega_i = 2 \sin \left(\frac{i\pi}{2(N+1)} \right), \quad (8)$$

where ω_i are the corresponding *harmonic frequencies*. With M denoting the Jacobian of the numerical mapping from initial coordinates and momenta to those at the next step for SABA_2 we have

$$\begin{bmatrix} Q_i(\tau) \\ P_i(\tau) \end{bmatrix} = M \begin{bmatrix} Q_i(0) \\ P_i(0) \end{bmatrix}$$

$$M = \begin{bmatrix} 1 - \tau^2 \omega^2 \left(\frac{1}{2} + \frac{1}{4\sqrt{3}} \right) - \tau^4 \omega^4 \left(\frac{1}{48} + \frac{1}{16\sqrt{3}} \right) & \tau - \frac{\tau^3 \omega^2}{8\sqrt{3}} \\ \tau \omega^2 \left(-1 + \frac{1}{2\sqrt{3}} \right) + \tau^3 \omega^4 \left(\frac{1}{4} - \frac{1}{4\sqrt{3}} \right) + \tau^5 \omega^6 \left(\frac{1}{48} - \frac{1}{24\sqrt{3}} \right) & 1 - \tau^2 \omega^2 \left(\frac{1}{2} + \frac{1}{4\sqrt{3}} \right) - \tau^4 \omega^4 \left(\frac{1}{48} + \frac{1}{16\sqrt{3}} \right) \end{bmatrix}.$$

The characteristic polynomial of matrix M amounts to $\lambda^2 + \lambda \left(-2 + \tau^2 \omega^2 - \frac{\tau^2 \omega^2}{2\sqrt{3}} + \frac{\tau^4 \omega^4}{24} - \frac{\tau^4 \omega^4}{8\sqrt{3}} \right) + 1$. For the eigenvalues to be of modulus one, given the harmonic frequencies (8) satisfy $|\omega_i| \leq 2$, the maximum admissible step-size for SABA_2 will be $\tau_{\max} \simeq 1.6$. Thus, in our study we always use $\tau < \tau_{\max}$.

3.3. Taylor series methods-TIDES

The basic idea of the so-called Taylor series methods is to approximate the solution at time $t_i + \tau$ of a given d -dimensional initial value problem

$$\frac{d\mathbf{X}(t)}{dt} = \mathbf{f}(\mathbf{X}(t)) \quad \mathbf{X} \in \mathbb{R}^d, t \in \mathbb{R} \quad (9)$$

¹In this work we call a symplectic integrator to be of order n , if it introduces an error of $\mathcal{O}(\tau^n)$ in the approximation of the real solution, with τ being the integration time step.

from the n^{th} degree Taylor series of $\mathbf{X}(t)$ at $t = t_i$:

$$\mathbf{X}(t_i + \tau) \simeq \mathbf{X}(t_i) + \tau \frac{d\mathbf{X}(t_i)}{dt} + \frac{\tau^2}{2!} \frac{d^2\mathbf{X}(t_i)}{dt^2} + \dots + \frac{\tau^n}{n!} \frac{d^n\mathbf{X}(t_i)}{dt^n}. \quad (10)$$

For details see e.g. [Hairer *et al.*, 1993, Sect. I.8] and references therein. In this work we call an integrator being of order n , when the first neglected term in this Taylor series expansion is of $\mathcal{O}(\tau^{n+1})$. The computation of the derivatives can be very cumbersome, depending on the structure of \mathbf{f} , and is done efficiently using automatic differentiation techniques (see for example [Barrio, 2005]).

In [Gerlach & Skokos, 2010] two different publicly available implementations of the Taylor method were used and compared regarding their reliability and efficiency in the case of a 2D Hamiltonian system. One of these integrators, called TIDES² [Barrio, 2005; Abad *et al.*, 2010], which showed better performance, will also be used in this work as a representative of methods based on Taylor series expansions. TIDES comes as a *Mathematica* notebook. After inserting the differential equations one desires to integrate, the notebook generates automatically all the necessary subroutines to compute the given problem. The FORTRAN code produced by TIDES was included into the existing testbed of our work without further modification.

In order to obtain optimal results, the TIDES algorithm is free to choose its order and step size during the whole integration interval. We used one parameter only, the so-called one step accuracy δ , to control the numerical performance of the algorithm. To be more precise, an integration step from time t_i to $t_i + \tau$ is accepted, if the internal accuracy checks estimate that the local truncation error of the solution $\mathbf{X}(t_i + \tau)$ is less than δ . If this error is too large, the integrator automatically tries to increase the internal order and/or adjust the step size τ . After each successful step the deviation vectors are re-normalized.

Let us remark that another elegant way to express Eq. (10) can be achieved using the so called Lie series formalism. Lie series have been rediscovered by [Gröbner, 1967] and used extensively in the field of dynamical astronomy (e.g. [Hanslmeier & Dvorak, 1984; Delva, 1984]) to numerically solve ordinary differential equations. Sharing the same ansatz with symplectic maps (Sect. 3.2), Lie series can be used to iterate first order ordinary differential equations of the form $\dot{\mathbf{X}} = L\mathbf{X}$ as follows:

$$\mathbf{X}_{t+\tau} = e^L \mathbf{X}_t = \sum_{j=0}^n \frac{(\tau L)^j}{j!} \mathbf{X}_t + \mathcal{O}(\tau^{n+1}) \quad (11)$$

Note that contrary to Sect. 3.2 no assumptions on the properties of the differential operator are made. Thus, by evaluating the consecutive derivatives $L\mathbf{X}$, $L^2\mathbf{X}$, $L^3\mathbf{X}$ and building the corresponding exponential series up to order n one is able to follow the trajectory of \mathbf{X} through phase space. The truncated Lie series' numerical map $\mathbf{X}_t \rightarrow \mathbf{X}_{t+\tau}$ is not area-preserving, in general, since the method is non-symplectic. Therefore, the implementation of an adaptive step-size into Lie series algorithms is possible without reservations. This can be achieved via estimates on the size of the remainder of the exponential series (see for example [Eggl & Dvorak, 2010]).

Algorithms using series expansions become most efficient when combined with recursion relations, where higher order derivatives can be calculated from previous ones. In the course of this work, also extensive tests have been undertaken to adapt the Lie series method to the FPU- β lattice. Since for this problem such recursions are not available, we used algebraic manipulation software to compute the successive applications of the operator L to \mathbf{X}_t , and implemented the generated code into a FORTRAN program. Since this approach proved to be reliable but computationally very expensive, we do not include it in the discussion of our results in Sect. 4.

3.4. General purpose integrators-DOP853

In general, the computation of higher derivatives of functions $\mathbf{X}(t)$ soon becomes very complicated. Therefore, the methods described in Sect. 3.3 became popular only recently, after automatic differentiation could be performed efficiently by computers. Before that, other methods were developed to approximate Eq. (10).

²Freely available at <http://gme.unizar.es/software/tides>.

One of these are the so called Runge-Kutta methods (see for example [Hairer *et al.*, 1993, Sect. II.1.1]). An s -stage Runge-Kutta method is given as

$$\begin{aligned} \mathbf{X}(t_i + \tau) &= \mathbf{X}(t_i) + \tau \sum_{i=1}^s b_i k_i & \text{with} & & (12) \\ k_i &= \mathbf{f}(t_i + c_i \tau, \mathbf{X}(t_i) + \tau \sum_{j=1}^s a_{ij} k_j) & \text{and} & & c_i = \sum_{j=1}^s a_{ij}. \end{aligned}$$

The real numbers b_i, a_{ij} with $i, j = 1, \dots, s$ are chosen to approximate Eq. (10) to the desired order. If one requires further $a_{ij} = 0$ for $i \leq j$ the integration method will be explicit. Runge-Kutta integrators exist as symplectic as well as non-symplectic variants.

In this work a 12-stage explicit Runge-Kutta integration method called DOP853 is used³. This non-symplectic scheme is based on the method of Dormand and Price (see [Hairer *et al.*, 1993, Sect. II.5] for further details). With this integrator we solve the set of differential equations composed of Eqs. (2) and (3) simultaneously. Here we use again the parameter δ to control the integrator's overall behavior. For the DOP853 integrator the estimation of the local error and the step size control is based on embedded formulas of orders 5 and 3.

4. Results

Before investigating how variational equations can be integrated efficiently, one should first clarify the meaning of the term ‘efficiency’. On the one hand, an efficient integration is one that is performed as fast as possible, and on the other hand, this computation should be also done as accurately as possible. Since accuracy always comes at the cost of intense computational efforts –meaning large CPU times– it tends to contradict the first mentioned aspect of efficiency. In addition, since we are especially interested in the computation of chaos indicators, an accurate computation should imply the correct distinction between regular and chaotic orbits of the studied dynamical system. Thus, in this work we consider the integration of variational equations to be efficient, when the computed GALIs are obtained with the least-possible CPU time requirements, achieving at the same time the correct characterization of orbits as regular or chaotic.

In the next section we present a thorough discussion of how variational equations can be integrated numerically using the methods described in Sect. 3. We explain possibilities of estimating the accuracy of such computations and discuss the obtained results with respect to our definition of efficiency. In Sect. 4.2 we apply this knowledge for a more global investigation of the properties of the FPU- β lattice. As a final remark we note that all presented computations were performed on an Intel Xeon X3470 with 2.93 GHz, using extended precision (80 bit).

4.1. Efficient integration of variational equations

In most applications it is common to integrate the variational equations together with the equations of motion they are based on. Thus, an important prerequisite to obtain correct stability results is the correct computation of the dynamics of the system itself. For this reason we first discuss the properties of the integrators described in Sect. 3 when applied to some specific orbits of the FPU- β lattice. In general, an accuracy estimate of a numerically obtained orbit of a dynamical system can be given via monitoring how well the system's first integrals (e.g. the total energy, total linear momentum etc.) are conserved. For conservative Hamiltonian systems, like (1), this can be done easily by checking the conservation of the energy H itself. The absolute value of the relative errors of the total energy $|\Delta H/H|$, for different integrators and step sizes τ , for a \mathcal{T}_2^4 orbit over $t = 10^6$ time units are given in Table 1. For non-symplectic methods also the one-step accuracy δ is mentioned.

³DOP853 is freely available from <http://www.unige.ch/~hairer/software.html>.

Table 1. Information on the performance of the different numerical methods used for the computation of all the GALIs of the \mathcal{T}_2^4 orbit with initial condition $q_i = 0.1$, $p_i = 0$, $1 \leq i \leq 4$, of system (1) with $N = 4$, over $t = 10^6$ time units. The given τ for non-symplectic methods is computed as a mean step size $\tau = t/n_a$, where n_a is the number of accepted steps, while δ is the one-step accuracy. The absolute value of the relative energy error $|\Delta H/H|$ at the end of each integration, as well as the required CPU time for each method are also reported. The last column provides information on whether the computed GALIs identified the nature of the regular orbit correctly (Y) or not (N) within the time interval $t = 10^6$ (see also Fig. 1).

Integrator	δ	τ	Order	$ \Delta H/H $	CPU time	Correctness
TM-SABA ₂		1.00	2	6×10^{-2}	0 min 03 sec	Y
TM-SABA ₂		0.50	2	2×10^{-3}	0 min 06 sec	Y
TM-SABA ₂ C		0.50	4	4×10^{-5}	0 min 09 sec	Y
TM-SABA ₂ C		0.10	4	5×10^{-7}	0 min 46 sec	Y
TIDES	10^{-5}	0.66	10	4×10^{-2}	0 min 45 sec	N
TIDES	10^{-8}	0.60	14	1×10^{-5}	1 min 14 sec	N
TIDES	10^{-10}	0.54	16	2×10^{-7}	1 min 37 sec	Y
DOP853	10^{-5}	1.32	8	5×10^{-1}	0 min 11 sec	N
DOP853	10^{-10}	0.25	8	8×10^{-6}	0 min 54 sec	Y
DOP853	10^{-11}	0.19	8	6×10^{-7}	1 min 11 sec	Y

Firstly, we focus on the application of the TM method with the SABA and SBAB integrators. The corresponding results are given in the first 5 lines in Table 1. Comparing the energy conservation between SABA₂ and SABA₂C one finds that the use of the corrector steps significantly improves $|\Delta H/H|$ for the same step size of $\tau = 0.5$. This result can of course be explained by the fact that SABA₂ is an integration scheme of order 2, while SABA₂C is of order 4. Reducing the step size for SABA₂C to $\tau = 0.1$ further improves the energy conservation as expected. We note that this reduction leads to a linear growth by a factor 5 of the required CPU time, as expected. Since SABA₂C shows the best performance, we use only this integrator for further investigations.

Comparing the results of SABA₂C with the ones obtained by the non-symplectic methods TIDES and DOP853 one finds that both non-symplectic methods need more CPU time in order to reach the same final value of $|\Delta H/H|$. If one computes a mean step size for these algorithms, defined as the total integration time $t (= 10^6)$ divided by the number of accepted steps n_a , one finds that both integrators achieve this final energy error by a larger mean step size, compared to SABA₂C, which is due to the higher orders of these integrators. While the highest order for DOP853 is fixed to 8, TIDES uses automatic order selection, which explains the larger mean time step for the same value of one-step accuracy δ .

While monitoring energy conservation serves as a control parameter over the state vector of the system itself, it lacks information on how accurately the corresponding variational equations are solved. If the stability of certain initial conditions is known, one can use the theoretically predicted behaviors (5) of the GALI chaos indicator to estimate the reliability of the numerical computation. Therefore, in the last column of Table 1, we provide information on whether the integration was able to identify the \mathcal{T}_2^4 orbit correctly as being a regular orbit lying on a 2-dimensional torus.

The time evolution of GALI_k , $k = 2, \dots, 8$, for some of the runs of Table 1 is shown in Fig. 1. From Eq. (5) it is known that GALI_2 should be constant for a \mathcal{T}_2^4 orbit, while GALI_3 and GALI_4 should decrease proportionally to t^{-2} and t^{-4} respectively. A correct characterization is possible by using the TM method with SABA₂ and a step-size as large as $\tau = 1.0$, although the corresponding energy error $|\Delta H/H| \approx 10^{-2}$, is rather high (see first line in Table 1). For the non-symplectic methods it is found that $\delta = 10^{-5}$ leads to a similar error in energy conservation, but is not sufficient for the correct computation of the GALIs (see the first and third columns of Fig. 1). Decreasing the one-step accuracy δ improves the accuracy, but the integrations become less and less efficient compared to the TM integration as the required CPU time grows. We note that a correct dynamical characterization of the orbit is possible both for the DOP853 and

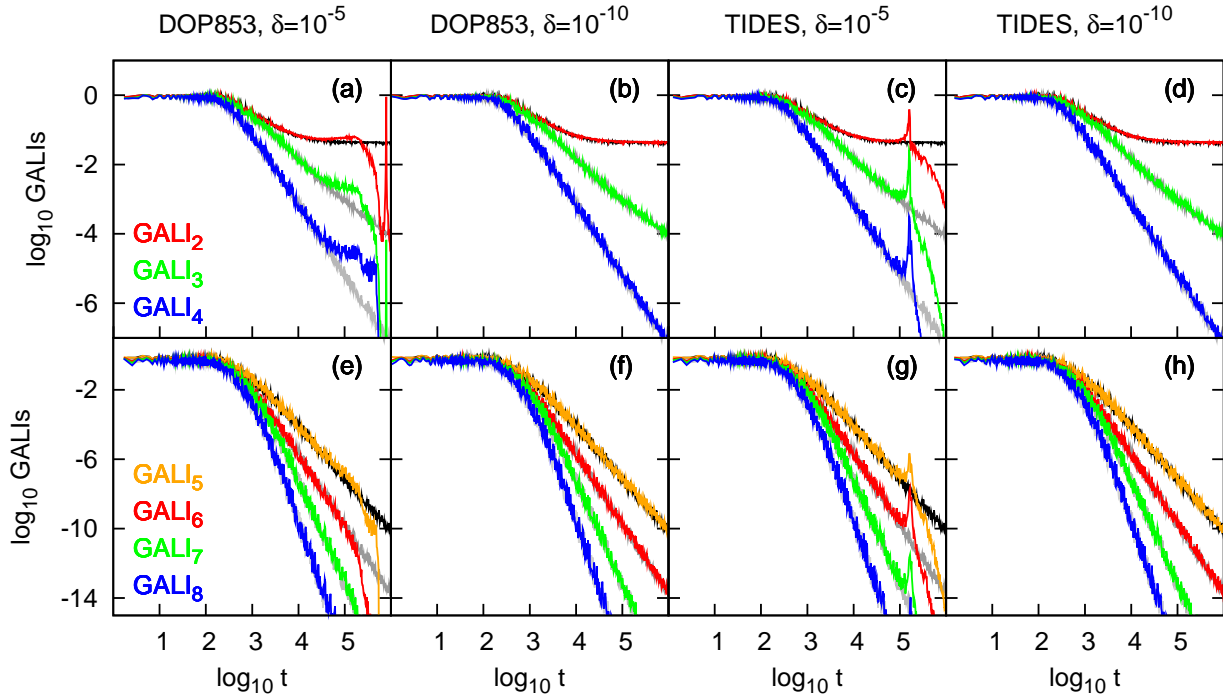


Fig. 1. Time evolution of GALIs for the regular \mathcal{T}_2^4 orbit with initial condition $q_i = 0.1$, $p_i = 0$, $1 \leq i \leq 4$ of system (1) with $N = 4$, as computed using non-symplectic schemes. The results are given as colored curves. The TM method results with SABA₂C and $\tau = 0.5$ are presented by grey-scale curves in the background serving as a reference. These curves are not always clearly visible as they are overlapped by the colored ones.

TIDES for $\delta \lesssim 10^{-10}$.

Using energy conservation as an indicator for the quality of an integration one could argue that the difference in CPU time between SABA₂C with $\tau = 0.1$ and DOP853 with $\delta = 10^{-10}$ is not very significant. While this is true for the \mathcal{T}_2^4 orbit, the difference becomes more pronounced, when the number of particles N of the FPU- β lattice is increased. This is evident in Fig. 2 where we plot, as function of N , the ratio of the required CPU times between the TM method with SABA₂C and the TIDES (blue curves) and DOP853 (red curves) integrators for a $\mathcal{T}_{N/2}^N$ regular orbit with initial condition $q_i = 0.1$, $p_i = 0$, $1 \leq i \leq N$ for $N = 4, 8, 12$ and 20 . If after $t = 10^6$ time units an error in energy conservation of $|\Delta H/H| \approx 10^{-5}$ is sufficient, one could use either SABA₂C with $\tau = 0.5$, TIDES with $\delta = 10^{-8}$ (although for $N = 4$ the corresponding GALIs do not exhibit the theoretically expected behavior for the whole time interval), or DOP853 with $\delta = 10^{-10}$ (see Table 1). The ratio of the CPU time of these runs is given in Fig. 2(a). In Fig. 2(b) we show a similar comparison when SABA₂C with $\tau = 0.1$, TIDES with $\delta = 10^{-10}$, and DOP853 with $\delta = 10^{-11}$ are used, which yields $|\Delta H/H| \lesssim 10^{-6}$ at the end of the integration. In this case, the GALIs computed by these methods show the time evolution predicted in Eq. (5).

Figure 2 shows that the efficiency of the TM method improves with increasing N when compared to the non-symplectic methods used in this study. While the ratio is 2 between the CPU times of SABA₂C and TIDES for $N = 4$ in Fig. 2(b) it increases up to 7 when using $N = 20$ particles in the FPU- β lattice. The ratios are generally smaller when comparing the TM method with DOP853, but also here a growing trend can be observed. The results become even more pronounced when a larger error in energy conservation is acceptable, as it is shown in Fig. 2(a).

When analyzing dynamical systems one very often has to follow a trajectory for long time intervals to determine the behavior of a specific initial condition correctly. Especially for weakly chaotic orbits differences to regular orbits are shown only in the late evolution of chaos indicators. In such investigations the TM method also proves to be superior compared to other techniques. As an example we show in Fig. 3

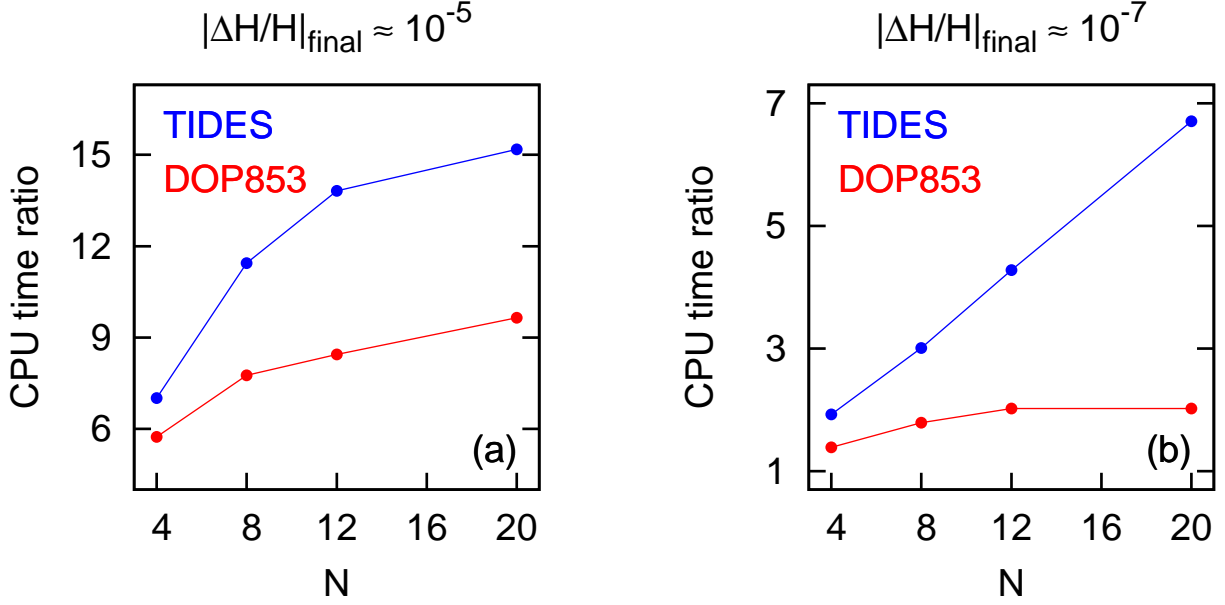


Fig. 2. The ratio of required CPU time between integrations using the TM method with SABA₂C and the TIDES (blue curves) and DOP853 (red curves) integrators for a $\mathcal{T}_{N/2}^N$ regular orbit of Hamiltonian (1) with initial condition $q_i = 0.1$, $p_i = 0$, $1 \leq i \leq N$ for $N = 4, 8, 12$ and 20 . Comparisons are performed between (a) TM method with step size $\tau = 0.5$, TIDES with $\delta = 10^{-8}$, and DOP853 with $\delta = 10^{-10}$, and (b) TM method with $\tau = 0.1$, TIDES with $\delta = 10^{-10}$, and DOP853 with $\delta = 10^{-11}$.

the time evolution of GALIs for a regular \mathcal{T}_6^{12} orbit with initial condition $q_i = 0.1$, $p_i = 0$, $1 \leq i \leq 12$, for the system (1) with $N = 12$, over $t = 10^8$ time units. Further information on these runs are given in Table 2.

Table 2. Table similar to Table 1 containing information on the performance of the different numerical methods used for the computation of all the GALIs of the \mathcal{T}_6^{12} orbit with initial condition $q_i = 0.1$, $p_i = 0$, $1 \leq i \leq 12$, of system (1) with $N = 12$, over $t = 10^8$ time units (see also Fig. 3).

Integrator	δ	τ	Order	$ \Delta H/H $	CPU time	Correctness
TM-SABA ₂ C		0.50	4	3×10^{-4}	01 h 39 min 09 sec	Y
TM-SABA ₂ C		0.10	4	5×10^{-7}	08 h 02 min 17 sec	Y
TIDES	10^{-10}	0.54	16	1×10^{-6}	31 h 04 min 30 sec	N
TIDES	10^{-12}	0.51	22	1×10^{-7}	37 h 54 min 43 sec	Y
DOP853	10^{-10}	0.24	8	5×10^{-4}	12 h 45 min 07 sec	N
DOP853	10^{-12}	0.14	8	3×10^{-6}	22 h 30 min 19 sec	Y

From Table 2 and Fig. 3 it is seen that for the non-symplectic integrators a one-step accuracy of $\delta = 10^{-10}$ is not sufficient for a correct identification of the regular \mathcal{T}_6^{12} orbit. Results obtained both by the TIDES and the DOP853 integrators show a deviation from the theoretically predicted behaviors (5) after $t = 10^7$ (see the first and third columns of Fig. 3). To obtain the correct behavior of GALIs over the whole integration interval it is necessary to decrease the one-step accuracy to $\delta = 10^{-12}$ (see the second and fourth columns of Fig. 3). We note that this decrease in δ naturally results in a significant increase in CPU time. In contrast, the GALIs obtained via the TM method with $\tau = 0.5$ require significantly less CPU time, and show the theoretically expected behaviors up to $t = 10^8$, although the relative energy error

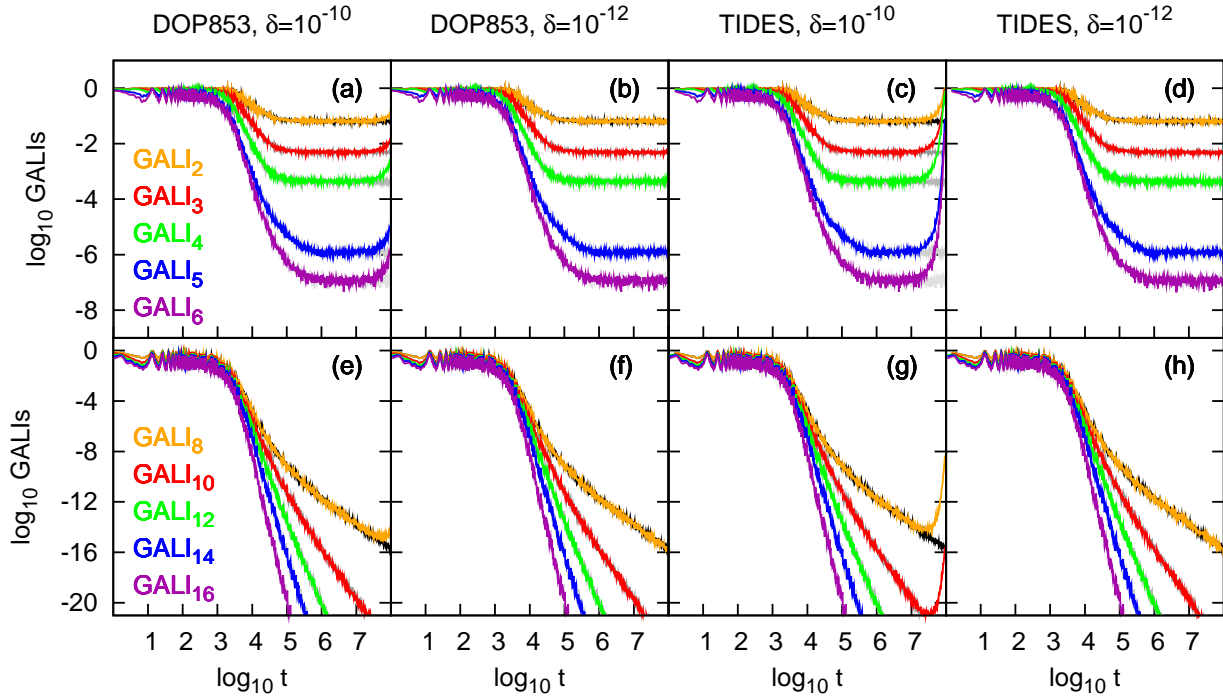


Fig. 3. Time evolution of GALIs for a regular \mathcal{T}_6^{12} orbit with initial condition $q_i = 0.1$, $p_i = 0$, $1 \leq i \leq 12$ of system (1) with $N = 12$, as computed using non-symplectic schemes. The results are given as colored curves, while the TM method results with SABA₂C and $\tau = 0.1$ are given in grey-scale in the background as reference.

is $|\Delta H/H| \approx 10^{-4}$.

While the error in energy conservation $|\Delta H/H|$ grows with time for non-symplectic integrators, it remains bounded for symplectic integrators, as can exemplarily be seen in Fig. 4. Thus, in case it is necessary to integrate beyond $t = 10^8$, one has to further decrease δ for the non-symplectic methods, in order to achieve the same final $|\Delta H/H|$. This, of course, would result in a further increase in the ratio values of the CPU time required by the non-symplectic methods as compared to the TM technique.

4.2. Searching for motion on low-dimensional tori

One of the advantages of the GALI method is its capability to identify motion on low-dimensional tori. For a regular orbit the largest order k of its GALIs that eventually remains constant determines the dimension of the torus on which the motion occurs (see Eq. (5)). This ability was verified in [Skokos *et al.*, 2008; Bountis *et al.*, 2009], where some particular orbits on low-dimensional tori were considered.

Since the TM method provides reliable evaluations of the GALIs even for relatively large integration steps, and therefore requires little CPU time, we applied this technique to perform a more global investigation of the FPU- β lattice, aiming to trace the location of low-dimensional tori. In particular, we consider the Hamiltonian system (1) with $N = 4$, for which regular motion can occur on an s -dimensional torus with $s = 2, 3, 4$. According to Eq. (5) the corresponding GALIs of order $k \leq s$ will be constant, while the remaining ones will tend to zero following particular power laws. Thus, in order to locate low-dimensional tori we compute the GALI_k , $k = 2, 3, 4$ in the subspace (q_3, q_4) of the system's phase space, considering orbits with initial conditions $q_1 = q_2 = 0.1$, $p_1 = p_2 = p_3 = 0$, while p_4 is computed to keep the total energy H constant at $H = 0.010075$.

Since the constant final values of GALI_k , $k = 2, \dots, s$, decrease with increasing order k (see for example the GALIs with $2 \leq k \leq 6$ in Fig. 3), we chose to 'normalize' the values of GALI_k , $k = 2, 3, 4$ of each individual initial condition, by dividing them by the largest GALI_k value, $\max(\text{GALI}_k)$, obtained from all

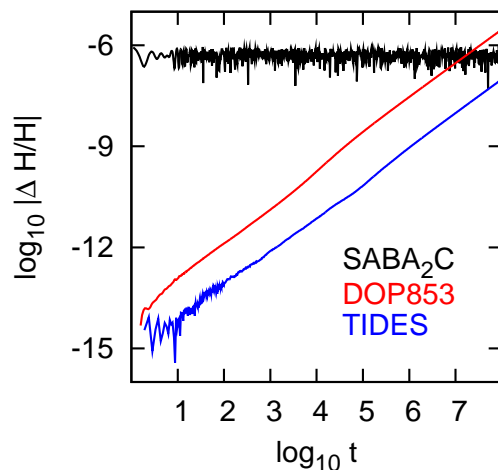


Fig. 4. Time evolution of the absolute value of the relative error in energy conservation for the \mathcal{T}_6^{12} orbit with initial condition $q_i = 0.1$, $p_i = 0$, $1 \leq i \leq 12$, of Hamiltonian (1) with $N = 12$. The symplectic routine SABA₂C uses a step size of $\tau = 0.1$, while the non-symplectic methods required a one-step accuracy of $\delta = 10^{-12}$ (see also Table 2).

studied orbits. Thus, in Fig. 5 we colored each initial condition according to its ‘normalized $GALI_k$ ’ value

$$g_k = \frac{GALI_k}{\max(GALI_k)}. \quad (13)$$

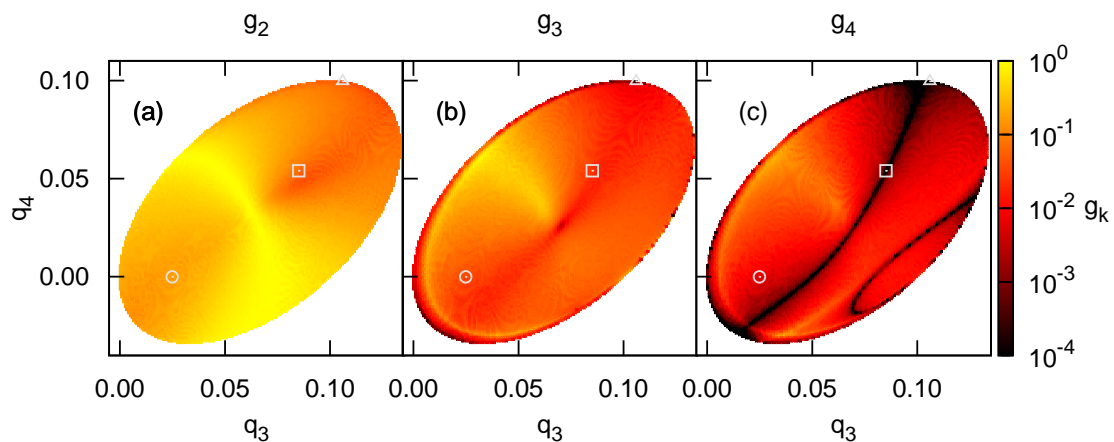


Fig. 5. Regions of different g_k (13) values, $k = 2, 3, 4$, on the (q_3, q_4) plane of the Hamiltonian system (1) with $N = 4$. Each initial condition is integrated by the TM method with SABA₂C and $\tau = 0.5$ up to $t = 10^6$, and colored according to its final (a) g_2 , (b) g_3 , and (c) g_4 value, while white regions correspond to forbidden initial conditions. Three particular initial conditions of regular \mathcal{T}_2^4 , \mathcal{T}_3^4 and \mathcal{T}_4^4 orbits are marked by a triangle, a square and a circle respectively.

In each panel of Fig. 5, large g_k values (colored in yellow or in light red) correspond to initial conditions whose $GALI_k$ eventually stabilizes to constant, non-zero values. On the other hand, darker regions correspond to small g_k values, which result from power law decays of $GALIs$.

Consequently, motion on 2-dimensional tori, which corresponds to large final $GALI_2$ values and small final $GALI_3$ and $GALI_4$ values, should be located in areas of the phase space colored in yellow or light red in Fig. 5(a), and in black in Figs. 5(b) and (c). A region of the phase space with these characteristics is for example located in the upper border of the colored areas of Fig. 5. A particular initial condition with

$q_3 = 0.106$, $q_4 = 0.0996$ in this region is denoted by a triangle in Fig. 5. This orbit is indeed a \mathcal{T}_2^4 regular orbit as we see from the evolution of its GALIs shown in Fig. 6(a). In a similar way, a \mathcal{T}_3^4 orbit should be located in regions colored in black only in the g_4 plot of Fig. 5(c). An orbit of this type is the one with $q_3 = 0.085109$, $q_4 = 0.054$ denoted by a square in Fig. 5, which actually evolves on a 3-dimensional torus, as only its GALI_2 and GALI_3 remain constant (Fig. 6(b)). Finally, the orbit with $q_3 = 0.025$, $q_4 = 0$ (denoted by a circle in Fig. 5) inside a region of the phase space colored in yellow or light red in all panels of Fig. 5, is a regular orbit on a 4-dimensional torus and its GALI_2 , GALI_3 and GALI_4 remain constant (Fig. 6(c)). It is worth noting, that chaotic motion would lead to very small GALI_k and g_k values, since all GALIs would tend to zero exponentially, and consequently would correspond to regions colored in black in *all* panels of Fig. 5. Thus, chaotic motion can be easily distinguished from regular motion on low-dimensional tori.

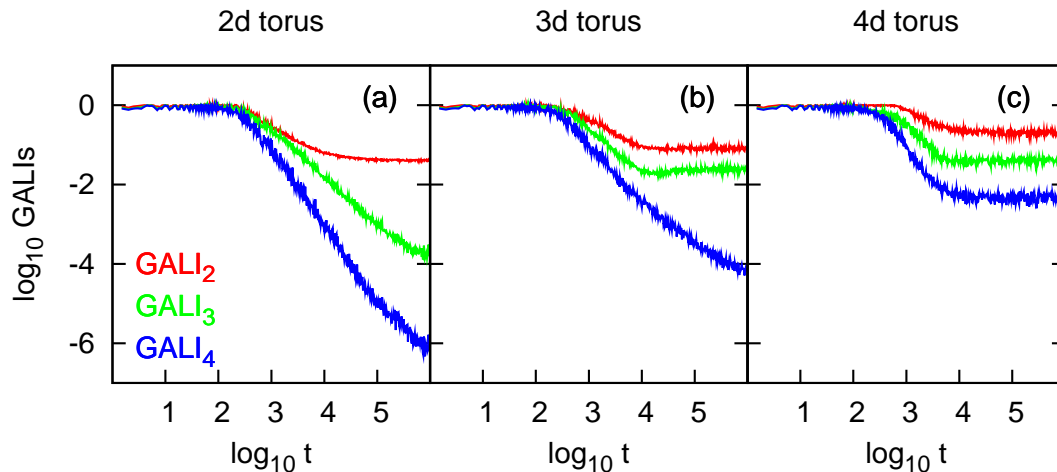


Fig. 6. The time evolution of GALIs for regular orbits lying on a (a) 2-dimensional torus, (b) 3-dimensional torus, and (c) 4-dimensional torus of the Hamiltonian system (1) with $N = 4$. The initial conditions of these orbits are marked respectively by a triangle, a square and a circle in Fig. 5.

From the results of Figs. 5 and 6 it becomes evident that the comparison of color plots of ‘normalized GALI_k ’ values can facilitate the tracing of low-dimensional tori. The construction of such plots becomes a very demanding computational task, especially for high-dimensional systems. Thus, the application of the TM method for obtaining such results becomes imperative, since the required computations can be performed very efficiently by this method.

5. Summary and Conclusions

We compared different numerical techniques for the integration of variational equations of multi-dimensional Hamiltonian systems. In particular, we considered the TM method, which uses symplectic integrators for the realization of this task, as well as non-symplectic algorithms, like the general-purpose Runge-Kutta integrator DOP853, and the TIDES algorithm, which relies on Taylor series expansion techniques. These methods were applied to the ND Hamiltonian system (1), the FPU- β lattice, with N varying from $N = 4$ to $N = 20$.

We used the numerically obtained solutions of the variational equations for the computation of the GALI chaos indicators. The accurate reproduction of theoretically known behaviors of GALIs was used as a measure of reliability of the numerical techniques tested. In addition, the CPU time required by each method in order to achieve accurate results, was taken into account for the characterization of the efficiency of these algorithms.

The TM method exhibited the best numerical performance in all our simulations, both in accuracy and speed. More specifically, we found that the ratio of the CPU time required by the TIDES and DOP853

algorithms, with respect to the TM method, for correctly characterizing the nature of orbits, increased with increasing N (Fig. 2). Thus, the TM method should be preferred over the other two techniques, especially for studies of multi-dimensional systems.

A feature of the TM method, which is of significant practical importance, is that it succeeds in finding the correct GALI behavior, and consequently determines the nature of orbits correctly, even when large integration steps are used, despite the fact that in these cases the energy accuracy is rather low. Therefore, the application of the TM method allows the efficient investigation of the dynamical properties of a large number of initial conditions in feasible CPU times. As an example, we showed in Sect. 4.2 how the TM method can exploit the properties of GALI to efficiently find the location of low dimensional tori in the phase space. Possible applications of this approach could be the tracing of quasiperiodic motion in multi-dimensional systems, when only a few degrees of freedom are excited.

Acknowledgments

The work of E. G. was financially supported by the DFG research unit FOR584. S. E. would like to acknowledge the support of the Austrian FWF project P20216. Ch. S. was partly supported by the European research project “Complex Matter”, funded by the GSRT of the Ministry Education of Greece under the ERA-Network Complexity Program.

References

- Abad, A., Barrio, R., Blesa, F. & Rodriguez, M. [2010] “TIDES: a Taylor series Integrator for Differential EquationS”, preprint 2011.
- Barrio, R. [2005] “Performance of the Taylor series method for ODEs/DAEs”, *Appl. Math. Comput.* **163**, 525–545.
- Bountis, T., Manos, T. & Christodoulidi, H. [2009] “Application of the GALI method to localization dynamics in nonlinear systems”, *J. of Comp. Appl. Math.* **227**, 17–26.
- Campbell D.K., Rosenau P. & Zaslavsky G.M. (eds.) “The Fermi-Pasta-Ulam Problem-The first 50 years”, *Chaos, Focus Issue* **15**.
- Christodoulidi, H. & Bountis, T. [2006] “Low-dimensional quasiperiodic motion in Hamiltonian systems”, *ROMAI Journal* **2**, 37–44.
- Delva, M. [1984] “Integration of the elliptic restricted three-body problem with Lie series”, *Celestial Mechanics*, **34**, 145–154.
- Eggl, S. & Dvorak, R. [2010] “An Introduction to Common Numerical Integration Codes Used in Dynamical Astronomy”, *Lect. Notes in Physics*, **790** 431–480.
- Fermi, E., Pasta, J. & Ulam, S. [1955] “Studies of Nonlinear Problems. I”, *Los Alamos Report* LA–1940.
- Ford, J.P. [1992] “The Fermi-Pasta-Ulam Problem: Paradox turned Discovery”, *Phys. Rep.* **213**, 271–310.
- Gröbner, W. [1967] “Die Lie-Reihen und ihre Anwendungen”, *Deutscher Verlag der Wissenschaften*, 1967 - VI.
- Gerlach, E. & Skokos, Ch. [2010] “Comparing the efficiency of numerical techniques for the integration of variational equations” *arXiv*, 1008.1890.
- Hairer, E., Nørsett, S. P. & Wanner, G. [1993] *Solving Ordinary Differential Equations. Nonstiff Problems*, 2nd Ed. (Springer Series in Comput. Math.).
- Hairer, E., Lubich, C. & Wanner, G. [2002] *Geometric Numerical Integration. Structure-Preserving Algorithms for Ordinary Differential Equations*, vol. 31, (Springer Series in Comput. Math.).
- Hanslmeier, A. & Dvorak, R. [1984] “Numerical integration with Lie-series”, *A&A* **132**, 203–207.
- Laskar, J. & Robutel, P. [2001] “High order symplectic integrators for perturbed Hamiltonian systems”, *Cel. Mech. Dyn. Astr.* **80**, 39–62.
- Manos, T., & Ruffo, S. [2010] “Scaling with system size of the Lyapunov exponents for the Hamiltonian Mean Field model”, *Transport Theory and Statistical Physics* (in press, eprint arXiv:1006.5341).
- Manos, T. & Athanassoula, E. [2011] “Regular and chaotic orbits in barred galaxies - I. Apply-

- ing the SALI/GALI method to explore their distribution in several models”, (submitted, eprint arXiv:1102.1157).
- Pál, A. & Süli, Á. [2007] Solving linearized equations of the N-body problem using the Lie-integration method”, *MNRAS* **381**, 1515–1526
- Skokos, Ch. [2001] “Alignment indices: a new, simple method for determining the ordered or chaotic nature of orbits”, *J. Phys. A* **34**, 10029–10043.
- Skokos, Ch. [2010] “The Lyapunov Characteristic Exponents and their computation”, *Lect. Notes in Physics*, **790** 63–135.
- Skokos, Ch., Antonopoulos, C., Bountis, T. & Vrahatis, M. N. [2003] “How does the Smaller Alignment Index (SALI) distinguish order from chaos?”, *Prog. Theor. Phys. Supp.*, **150**, 439–443.
- Skokos, Ch., Antonopoulos, Ch., Bountis, T. & Vrahatis, M. N. [2004] “Detecting order and chaos in Hamiltonian systems by the SALI method”, *J. Phys. A* **37**, 6269–6284.
- Skokos, Ch., Bountis, T. & Antonopoulos, Ch. [2007] “Geometrical properties of local dynamics in Hamiltonian systems: The Generalized Alignment Index (GALI) method”, *Physica D* **231**, 30–54.
- Skokos, Ch., Bountis, T. C. & Antonopoulos, Ch. [2008] “Detecting chaos, determining the dimensions of tori and predicting slow diffusion in Fermi–Pasta–Ulam lattices by the Generalized Alignment Index method” *Eur. Phys. J. Sp. T.* **165**, 5–14.
- Skokos, Ch. & Gerlach, E. [2010] “Numerical integration of variational equations”, *Phys. Rev. E* **82**, 036704.
- Manos, T., Skokos, Ch. & Antonopoulos, Ch. [2011] “Probing the local dynamics of periodic orbits by the generalized alignment index (GALI) method”, (submitted, eprint arXiv:1103.0700).
- Suzuki, M. [1991] “General theory of fractal path integrals with applications to many-body theories and statistical physics” *J. Math. Phys.* **32**, 400–407.