

Excitation energy transfer from dye molecules to doped graphene

R. S. Swathi and K. L. Sebastian

*Department of Inorganic and Physical Chemistry
Indian Institute of Science, Bangalore 560012, India*

(Dated: October 29, 2018)

Abstract

Recently, we have reported theoretical studies (J. Chem. Phys. 129, 054703, 2008 and J. Chem. Phys. 130, 086101, 2009) on the rate of energy transfer from an electronically excited molecule to graphene. It was found that graphene is a very efficient quencher of the electronically excited states and that the rate $\propto (\textit{distance})^{-4}$. The process was found to be effective up to 30 *nm* which is well beyond the traditional FRET limit. In this report, we study the transfer of an amount of energy $\hbar\Omega$ from a dye molecule to doped graphene. We find a crossover of the distance dependence of the rate from $(\textit{distance})^{-4}$ to exponential as the Fermi level is increasingly shifted into the conduction band, with the crossover occurring at a shift of the Fermi level by an amount $\hbar\Omega/2$.

I. INTRODUCTION

Excitation energy transfer involving carbon based materials is interesting due to the fact that using such materials, it is possible to measure distances well beyond the traditional FRET limit. In our earlier papers, we have analyzed the process of resonance energy transfer from an excited dye molecule to a sheet of graphene [1–3]. The rate was evaluated as a function of the distance z of the molecule from the graphene sheet. We have found the process of energy transfer to be very efficient and the rate has a z^{-4} dependence on the distance. Our report was the first study on energy transfer to graphene. Recent experiments that have been performed after our theoretical studies have infact found efficient energy transfer to graphene and the process was found to be useful in identifying graphene flakes both on substrates and in solution [4]. Quenching by graphene was also found to be useful in obtaining good resonance Raman signals from fluorescent samples [5], in fabricating graphene based devices [6] and in quantitative DNA analysis [7, 8]. We have also studied the process of energy transfer from fluorophores to carbon nanotubes and found a d^{-5} dependence [9]. Quantum chemical studies on energy transfer involving two carbon nanotubes have also been reported [10]. All the above studies involve energy transfer to extended charge densities of carbon based materials and hence found a deviation from the $(distance)^{-6}$ dependence, which has been obtained within the dipolar approximation. Such deviations from the dipolar approximation have also been found in polymers [11], quantum wells [12] etc. The Fermi surface of undoped graphene is a set of six points known as the K-points. As a result of this, the density of states at the Fermi level is zero. It is possible to shift the Fermi level of graphene away from the K-point experimentally, either by electrical or chemical doping [13, 14]. This will make the density of states at the new Fermi level non-zero. In this letter we study the effect of shifting the Fermi level on the distance dependence of the rate of energy transfer to graphene. We imagine that the Fermi level is shifted into the conduction band to a level with magnitude of wave vector, k_F . To keep the calculations simple, we use the Dirac cone approximation, which allows us to get analytical expressions for the rate at large distances. We note that as we are shifting the Fermi level by rather large amounts, there will be sizeable corrections to the rate due to deviations from the Dirac cone approximation and hence our conclusions are of qualitative nature.

II. MODEL FOR THE RATE

We consider the process of excitation energy transfer from a dye molecule to doped graphene. Since the energy donor (dye molecule) has a localized electronic charge density, we think of the interaction between the donor and the acceptor as that between the transition dipole of the donor, $\boldsymbol{\mu}_{eg}^D$, given by $\boldsymbol{\mu}_{eg}^D = -e \int d\mathbf{r}_1 \psi_e^{D*}(\mathbf{r}_1) \mathbf{r}_1 \psi_g^D(\mathbf{r}_1)$ and the transition charge density $\rho(\mathbf{r}_2) = -e \psi_g^{A*}(\mathbf{r}_2) \psi_e^A(\mathbf{r}_2)$ of the acceptor [3, 9]. The matrix element for interaction is given by

$$U = \boldsymbol{\mu}_{eg}^D \cdot \nabla \Phi, \quad (1)$$

where Φ is the electrostatic potential at the point \mathbf{r} (the position of the donor) due to the charge density $\rho(\mathbf{r}_2)$ and is given by

$$\Phi(\mathbf{r}) = \frac{1}{4\pi\epsilon} \int d\mathbf{r}_2 \frac{\rho(\mathbf{r}_2)}{|\mathbf{r} - \mathbf{r}_2|}. \quad (2)$$

As a result of energy transfer, an electron in graphene with wave vector \mathbf{k}_i is excited to a level with wave vector \mathbf{k}_f . We define $\mathbf{k}_f = \mathbf{k}_i + \mathbf{q}$, where $\mathbf{q}\hbar$ is the momentum transferred to graphene. The rate of energy transfer can be evaluated using the Fermi golden rule and is given by

$$k = \frac{2\pi}{\hbar} \sum_{\mathbf{k}_i} \sum_{\mathbf{q}} |U_{\mathbf{k}_i, \mathbf{q}}|^2 \delta(E_{\mathbf{k}_i + \mathbf{q}}^+ - E_{\mathbf{k}_i}^- - \hbar\Omega). \quad (3)$$

We use the tight binding wave functions of graphene and evaluate the matrix element (for details, see [1–3]) using Eqs. (1) and (2) and find it to be

$$U = \frac{e}{4\epsilon A} [e^{i(\delta_{\mathbf{k}_i + \mathbf{q}} - \delta_{\mathbf{k}_i})} - 1] \boldsymbol{\mu}_{eg}^D \cdot (i\hat{\mathbf{q}} + \hat{\mathbf{k}}) e^{-qz} e^{-i\mathbf{q}\cdot\mathbf{X}}, \quad (4)$$

where $\hat{\mathbf{q}} = \frac{\mathbf{q}}{q}$ is the unit vector in the direction of \mathbf{q} and $\hat{\mathbf{k}}$ is the unit vector in the z direction. We have also used $\mathbf{r} = (\mathbf{X}, z)$, with \mathbf{X} being parallel to the plane of graphene. A is the area of the graphene lattice and

$$\delta_{\mathbf{k}} = \tan^{-1} \left(\frac{k_y}{k_x} \right) = \varphi_{\mathbf{k}}, \quad (5)$$

where $\varphi_{\mathbf{k}}$ is the angle that the vector \mathbf{k} makes with the x -axis. We substitute Eq. (4) for the interaction energy into Eq. (3) to get

$$k = \frac{\pi e^2}{4\hbar\epsilon^2 A^2} \sum_{\mathbf{q}} |\boldsymbol{\mu}_{eg}^D \cdot (i\hat{\mathbf{q}} + \hat{\mathbf{k}})|^2 \exp(-2qz) G(\mathbf{q}), \quad (6)$$

where

$$G(\mathbf{q}) = \sum_{\mathbf{k}_i} [1 - \cos(\varphi_{\mathbf{k}_i+\mathbf{q}} - \varphi_{\mathbf{k}_i})] \delta(E_{\mathbf{k}_i+\mathbf{q}}^+ - E_{\mathbf{k}_i}^- - \hbar\Omega). \quad (7)$$

When the Fermi level of graphene is shifted into the conduction band, the rate of energy transfer has contributions from two different sets of transitions. In the first, \mathbf{k}_i lies in the valence band with $0 \leq k_i \leq \infty$ and \mathbf{k}_f lies in the conduction band with $k_F < k_f < \infty$. In the second, both \mathbf{k}_i and \mathbf{k}_f lie in the conduction band with $0 \leq k_i \leq k_F$ and $k_F < k_f < \infty$ (see Fig. 1). The total rate can thus be written as a sum total of both the contributions, $k = k_1 + k_2$. k_1 and k_2 are both given by

$$k_i = \frac{\pi e^2}{4\hbar\epsilon^2 A^2} \sum_{\mathbf{q}} |\mu_{eg}^D \cdot (i\hat{\mathbf{q}} + \hat{\mathbf{k}})|^2 \exp(-2qz) G_i(\mathbf{q}), \quad (8)$$

but with differing expressions for $G_i(\mathbf{q})$.

$$G_1(\mathbf{q}) = \sum_{\mathbf{k}_i \in \text{valence band}} [1 - \cos(\varphi_{\mathbf{k}_i+\mathbf{q}} - \varphi_{\mathbf{k}_i})] \delta(E_{\mathbf{k}_i+\mathbf{q}}^+ - E_{\mathbf{k}_i}^- - \hbar\Omega) \Theta(|\mathbf{k}_i + \mathbf{q}| - k_F). \quad (9)$$

The theta function is introduced to satisfy the condition, $k_F < k_f < \infty$. In a similar fashion,

$$G_2(\mathbf{q}) = \sum_{\mathbf{k}_i \in \text{conduction band}} [1 + \cos(\varphi_{\mathbf{k}_i+\mathbf{q}} - \varphi_{\mathbf{k}_i})] \delta(E_{\mathbf{k}_i+\mathbf{q}}^+ - E_{\mathbf{k}_i}^+ - \hbar\Omega) \Theta(|\mathbf{k}_i + \mathbf{q}| - k_F) \Theta(k_F - |\mathbf{k}_i|). \quad (10)$$

The two theta functions satisfy the conditions, $0 \leq k_i \leq k_F$ and $k_F < k_f < \infty$. We now evaluate $G_1(\mathbf{q})$ and $G_2(\mathbf{q})$ separately. We replace the sum over \mathbf{k}_i in the expression for $G_1(\mathbf{q})$ by an integral and use the linear dispersion relation for the energy levels of graphene ($E_{\mathbf{k}}^{\pm} = \pm v_f k$) to get

$$G_1(\mathbf{q}) = \frac{A}{4\pi^2 v_f} \int d\mathbf{k}_i \left[1 - \frac{\mathbf{k}_i \cdot (\mathbf{k}_i + \mathbf{q})}{|\mathbf{k}_i| |\mathbf{k}_i + \mathbf{q}|} \right] \delta(|\mathbf{k}_i| + |\mathbf{k}_i + \mathbf{q}| - \frac{\hbar\Omega}{v_f}) \Theta(|\mathbf{k}_i + \mathbf{q}| - k_F). \quad (11)$$

Introducing a new variable \mathbf{k}'_i defined by $\mathbf{k}'_i = \mathbf{k}_i + \frac{\mathbf{q}}{2}$ leads to

$$G_1(\mathbf{q}) = \frac{A}{4\pi^2 v_f} \int d\mathbf{k}'_i \left[1 - \frac{(\mathbf{k}'_i - \frac{\mathbf{q}}{2}) \cdot (\mathbf{k}'_i + \frac{\mathbf{q}}{2})}{|\mathbf{k}'_i - \frac{\mathbf{q}}{2}| |\mathbf{k}'_i + \frac{\mathbf{q}}{2}|} \right] \delta\left(|\mathbf{k}'_i - \frac{\mathbf{q}}{2}| + |\mathbf{k}'_i + \frac{\mathbf{q}}{2}| - \frac{\hbar\Omega}{v_f}\right) \times \Theta\left(|\mathbf{k}'_i + \frac{\mathbf{q}}{2}| - k_F\right). \quad (12)$$

We choose the direction of \mathbf{q} as the x-axis and then make another change of variable to \mathbf{r} given by $\mathbf{r} = \frac{\mathbf{k}'_i}{q/2}$ to get

$$G_1(\mathbf{q}) = \frac{Aq^2}{16\pi^2 v_f} \int d\mathbf{r} \left[1 - \frac{(\mathbf{r} - \hat{\mathbf{i}}) \cdot (\mathbf{r} + \hat{\mathbf{i}})}{|\mathbf{r} - \hat{\mathbf{i}}| |\mathbf{r} + \hat{\mathbf{i}}|} \right] \delta\left[\frac{q}{2} \left(|\mathbf{r} - \hat{\mathbf{i}}| + |\mathbf{r} + \hat{\mathbf{i}}| \right) - \frac{\hbar\Omega}{v_f}\right] \times \Theta\left(\frac{q}{2} |\mathbf{r} + \hat{\mathbf{i}}| - k_F\right). \quad (13)$$

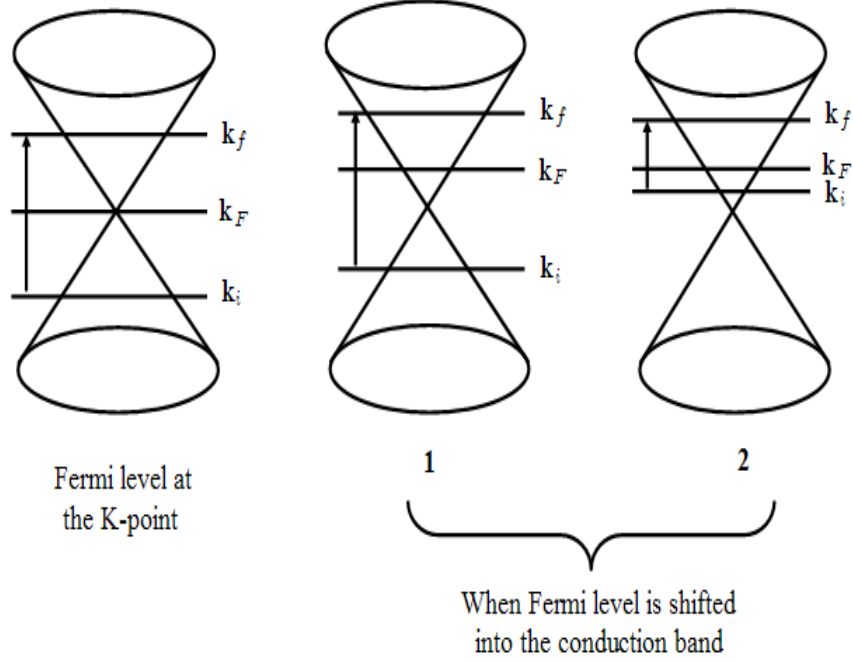


FIG. 1: A schematic of the energy bands, showing the Fermi wave vectors, the initial and the final wave vectors corresponding to excitation energy transfer. $E_F = v_f k_F$ is the location of the new Fermi level on doping graphene.

Using $\mathbf{r} \equiv (x, y)$, the above equation can be rewritten as

$$G_1(\mathbf{q}) = \frac{Aq^2}{8\pi^2 v_f} \int_{-\infty}^{\infty} dx \int_0^{\infty} dy \left[1 - \frac{x^2 + y^2 - 1}{\sqrt{(x-1)^2 + y^2} \sqrt{(x+1)^2 + y^2}} \right] \times \delta \left[\frac{q}{2} \left(\sqrt{(x-1)^2 + y^2} + \sqrt{(x+1)^2 + y^2} \right) - \frac{\hbar\Omega}{v_f} \right] \Theta \left(\frac{q}{2} \sqrt{(x+1)^2 + y^2} - k_F \right). \quad (14)$$

We now change over to elliptic coordinates defined by $x = \mu v$ and $y = \sqrt{(\mu^2 - 1)(1 - v^2)}$. The transformation gives $dx dy = \frac{\mu^2 - v^2}{\sqrt{(\mu^2 - 1)(1 - v^2)}} d\mu dv$. With the above transformation, we get

$$G_1(\mathbf{q}) = \frac{Aq^2}{4\pi^2 v_f} \int_1^{\infty} d\mu \int_{-1}^1 dv \sqrt{\frac{1 - v^2}{\mu^2 - 1}} \delta \left(q\mu - \frac{\hbar\Omega}{v_f} \right) \Theta \left[\frac{q}{2} (\mu + v) - k_F \right]. \quad (15)$$

The integral over μ can be easily performed to get

$$G_1(\mathbf{q}) = \frac{Aq^2}{4\pi^2} \frac{\Theta(\hbar\Omega - qv_f)}{\sqrt{(\hbar\Omega)^2 - q^2 v_f^2}} \int_{-1}^1 dv \sqrt{1 - v^2} \Theta \left[\frac{q}{2} \left(\frac{\hbar\Omega}{qv_f} + v \right) - k_F \right]. \quad (16)$$

The above equation can be rewritten as

$$G_1(\mathbf{q}) = \frac{Aq^2}{4\pi^2} \frac{\Theta(\hbar\Omega - qv_f)}{\sqrt{(\hbar\Omega)^2 - q^2v_f^2}} \Theta \left[1 - \frac{2E_F - \hbar\Omega}{qv_f} \right] \int_{\text{Max}[-1, \frac{2E_F - \hbar\Omega}{qv_f}]}^1 dv \sqrt{1 - v^2}. \quad (17)$$

We now substitute back the above expression into the rate expression of Eq. (8) and convert the sum over \mathbf{q} to an integral to get

$$k_1 = \frac{e^2}{64\hbar\epsilon^2\pi^3} \int_0^\infty dq q^3 e^{-2qz} \frac{\Theta(\hbar\Omega - qv_f)}{\sqrt{(\hbar\Omega)^2 - q^2v_f^2}} \Theta \left[1 - \frac{2E_F - \hbar\Omega}{qv_f} \right] \int_{\text{Max}[-1, \frac{2E_F - \hbar\Omega}{qv_f}]}^1 dv \sqrt{1 - v^2} \times \int_0^{2\pi} d\theta \left| \boldsymbol{\mu}_{eg}^D \cdot (i\hat{\mathbf{q}} + \hat{\mathbf{k}}) \right|^2, \quad (18)$$

where (q, θ) are the polar coordinates of \mathbf{q} . After performing the integral over θ , we average over all possible orientations of the donor transition dipole (see [2, 3]) to get

$$k_1 = \frac{e^2\mu_{eg}^2}{48\hbar\epsilon^2\pi^2} \int_0^\infty dq q^3 e^{-2qz} \frac{\Theta(\hbar\Omega - qv_f)}{\sqrt{(\hbar\Omega)^2 - q^2v_f^2}} \Theta \left[1 - \frac{2E_F - \hbar\Omega}{qv_f} \right] \int_{\text{Max}[-1, \frac{2E_F - \hbar\Omega}{qv_f}]}^1 dv \sqrt{1 - v^2}. \quad (19)$$

Evaluation of the integral over v leads to

$$k_1 = \frac{e^2\mu_{eg}^2}{96\hbar\epsilon^2\pi^2} \int_0^\infty dq q^3 e^{-2qz} \frac{\Theta(\hbar\Omega - qv_f)}{\sqrt{(\hbar\Omega)^2 - q^2v_f^2}} \Theta \left[1 - \frac{2E_F - \hbar\Omega}{qv_f} \right] \left[\frac{\pi}{2} - (u\sqrt{1 - u^2} + \sin^{-1} u) \right], \quad (20)$$

where u is defined by $u = \text{Max}[-1, \frac{2E_F - \hbar\Omega}{qv_f}]$.

We now evaluate $G_2(\mathbf{q})$, defined by Eq. (10). Using the same procedure as before, we find that

$$G_2(\mathbf{q}) = \frac{Aq^2}{4\pi^2 v_f} \int_1^\infty d\mu \int_{-1}^1 dv \sqrt{\frac{\mu^2 - 1}{1 - v^2}} \delta \left(qv - \frac{\hbar\Omega}{v_f} \right) \Theta \left[\frac{q}{2} (\mu + v) - k_F \right] \Theta \left[k_F - \frac{q}{2} (\mu - v) \right]. \quad (21)$$

The integral over v can be easily performed to get

$$G_2(\mathbf{q}) = \frac{Aq^2}{4\pi^2} \frac{\Theta(qv_f - \hbar\Omega)}{\sqrt{q^2v_f^2 - (\hbar\Omega)^2}} \int_1^\infty d\mu \sqrt{\mu^2 - 1} \Theta \left[\frac{q}{2} \left(\frac{\hbar\Omega}{qv_f} + \mu \right) - k_F \right] \Theta \left[k_F - \frac{q}{2} \left(\mu - \frac{\hbar\Omega}{qv_f} \right) \right]. \quad (22)$$

The above equation can be rewritten as

$$G_2(\mathbf{q}) = \frac{Aq^2}{4\pi^2} \frac{\Theta(qv_f - \hbar\Omega)}{\sqrt{q^2v_f^2 - (\hbar\Omega)^2}} \int_{\text{Max}[1, \frac{2E_F - \hbar\Omega}{qv_f}]}^{\frac{2E_F + \hbar\Omega}{qv_f}} d\mu \sqrt{\mu^2 - 1} \Theta \left[\frac{2E_F + \hbar\Omega}{qv_f} - 1 \right]. \quad (23)$$

Substituting the above expression back into the rate expression of Eq. (8) gives

$$k_2 = \frac{e^2}{64\hbar\epsilon^2\pi^3} \int_0^\infty dq q^3 e^{-2qz} \frac{\Theta(qv_f - \hbar\Omega)}{\sqrt{q^2 v_f^2 - (\hbar\Omega)^2}} \Theta \left[\frac{2E_F + \hbar\Omega}{qv_f} - 1 \right] \int_{\text{Max}[1, \frac{2E_F - \hbar\Omega}{qv_f}]^{\frac{2E_F + \hbar\Omega}{qv_f}}} d\mu \sqrt{\mu^2 - 1} \times \int_0^{2\pi} d\theta \left| \boldsymbol{\mu}_{eg}^D \cdot (i\hat{\mathbf{Q}} + \hat{\mathbf{k}}) \right|^2. \quad (24)$$

The θ integral can be performed easily, followed by an averaging over all possible orientations of the donor transition dipole to get

$$k_2 = \frac{e^2 \mu_{eg}^2}{48\hbar\epsilon^2\pi^2} \int_0^\infty dq q^3 e^{-2qz} \frac{\Theta(qv_f - \hbar\Omega)}{\sqrt{q^2 v_f^2 - (\hbar\Omega)^2}} \Theta \left[\frac{2E_F + \hbar\Omega}{qv_f} - 1 \right] \int_{\text{Max}[1, \frac{2E_F - \hbar\Omega}{qv_f}]^{\frac{2E_F + \hbar\Omega}{qv_f}}} d\mu \sqrt{\mu^2 - 1}. \quad (25)$$

The integral over μ can be evaluated to get

$$k_2 = \frac{e^2 \mu_{eg}^2}{96\hbar\epsilon^2\pi^2} \int_0^\infty dq q^3 e^{-2qz} \frac{\Theta(qv_f - \hbar\Omega)}{\sqrt{q^2 v_f^2 - (\hbar\Omega)^2}} \Theta \left[\frac{2E_F + \hbar\Omega}{qv_f} - 1 \right] \times (-r\sqrt{r^2 - 1} + s\sqrt{s^2 - 1} + \log [r + \sqrt{r^2 - 1}] - \log [s + \sqrt{s^2 - 1}]), \quad (26)$$

where $r = \text{Max}[1, \frac{2E_F - \hbar\Omega}{qv_f}]$ and $s = \frac{2E_F + \hbar\Omega}{qv_f}$. The integrals over q in the expressions for k_1 and k_2 can be performed numerically, thus getting the total rate of transfer when the Fermi level in graphene is shifted into the conduction band.

III. LARGE z BEHAVIOR OF k_1 AND k_2

It is easy to analyze the large z behavior of k_1 and k_2 (see the Appendix for the detailed analysis). When $E_F < \frac{\hbar\Omega}{2}$ and $z > \frac{v_f}{2\Delta\epsilon}$, with $\Delta\epsilon = \frac{\hbar\Omega}{2} - E_F$ and $\hbar\Omega \gg \Delta\epsilon$, the long-range behavior of k_1 is given by Eq. (32) of the Appendix as

$$k_1 = \frac{e^2 \mu_{eg}^2}{256\pi\Omega\hbar^2\epsilon^2 z^4}. \quad (27)$$

In the case when $E_F > \frac{\hbar\Omega}{2}$ and $z > \frac{v_f}{4\Delta\epsilon}$, with $\hbar\Omega \gg \Delta\epsilon$,

$$k_1 = \frac{e^2 \mu_{eg}^2 |\Delta\epsilon|^{3/2}}{96\sqrt{2}\Omega\hbar^2\epsilon^2\pi^{3/2}v_f^{3/2} z^{5/2}} e^{-\frac{4|\Delta\epsilon|z}{v_f}}, \quad (28)$$

as obtained in Eq. (39) of the Appendix. The major contribution from the k_1 term to the rate comes only when $E_F < \frac{\hbar\Omega}{2}$ and it has a power law dependence (z^{-4}) on the distance. When $E_F > \frac{\hbar\Omega}{2}$, the contribution from k_1 decreases exponentially with z and hence is very

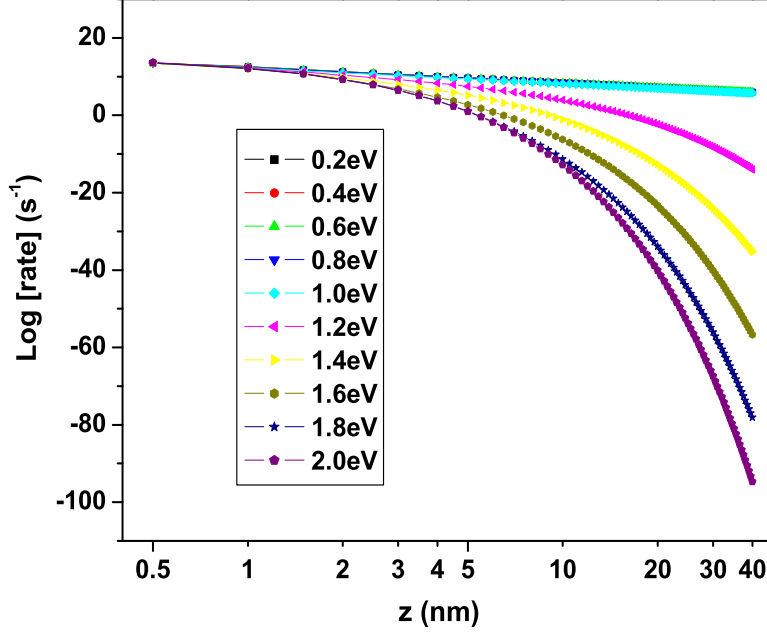


FIG. 2: The rate of energy transfer as a function of distance, as the Fermi level is shifted into the conduction band. The emission energy of the fluorophore is taken to be $\hbar\Omega = 2.0 \text{ eV}$.

small. The long-range behavior of k_2 for both $E_F < \frac{\hbar\Omega}{2}$ and $E_F > \frac{\hbar\Omega}{2}$ is given by Eqs. (44) and (49) of the Appendix as

$$k_2 = \sqrt{\frac{e^4 \mu_{eg}^4 \hbar^3 \Omega^5}{\pi^3 \epsilon^4 v_f^7}} \frac{e^{-\frac{2z\hbar\Omega}{v_f}}}{192\sqrt{z}} \left(r\sqrt{r^2 - 1} - \log [r + \sqrt{r^2 - 1}] \right), \quad (29)$$

where $r = 1 + \frac{2E_F}{\hbar\Omega}$.

Therefore, the large z behavior of k_2 is exponential. Thus, in the case when $E_F < \frac{\hbar\Omega}{2}$, the rate of transfer to doped graphene has a power law dependence on the distance (arising from the k_1 term), while when $E_F > \frac{\hbar\Omega}{2}$, the rate has an exponential dependence (arising due to both k_1 and k_2 terms). Therefore, as the Fermi level is increasingly shifted into the conduction band, there is a crossover of the distance dependence of the rate from power law to exponential and the crossover occurs over a region of E_F centred at $\frac{\hbar\Omega}{2}$.

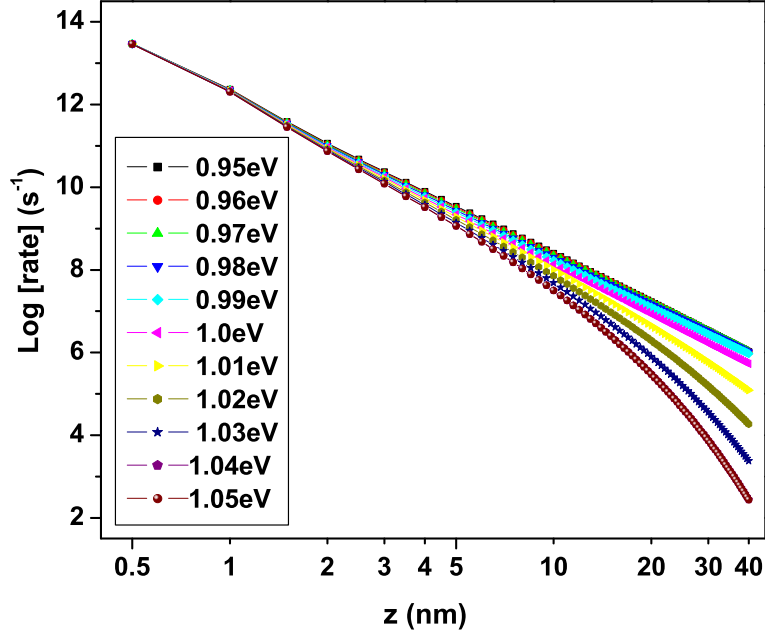


FIG. 3: The rate of energy transfer as a function of distance, as the Fermi level is shifted into the conduction band. The emission energy of the fluorophore is taken to be $\hbar\Omega = 2.0 \text{ eV}$.

IV. RESULTS

We performed numerical calculations for evaluating the rates of energy transfer from a fluorophore to doped graphene. We take the emission energy of the fluorophore, $\hbar\Omega$ to be 2.0 eV . Such low energy emission has been found in squarylium dyes [15]. We take $\mu_{eg} = 4.5 D$. Fig. 2 shows a plot of the logarithm of the rate as a function of the logarithm of the distance as the Fermi level is shifted increasingly into the conduction band in the range $0.2 - 2.0 \text{ eV}$. The log-log plot is linear showing that the rate has a power law dependence (z^{-4}) on the distance for $E_F < 1.0 \text{ eV}$. After around 1.0 eV , there is deviation from linearity in the log-log plot and the dependence becomes exponential. In order to look into the cross over region more closely, in Fig. 3, we show a plot of the rate as the Fermi level is moved into the conduction band in the range $0.95 - 1.05 \text{ eV}$. This clearly shows that there is a crossover of the distance dependence of the rate from power law to exponential as the Fermi level is increasingly shifted into the conduction band. It should be possible to observe this

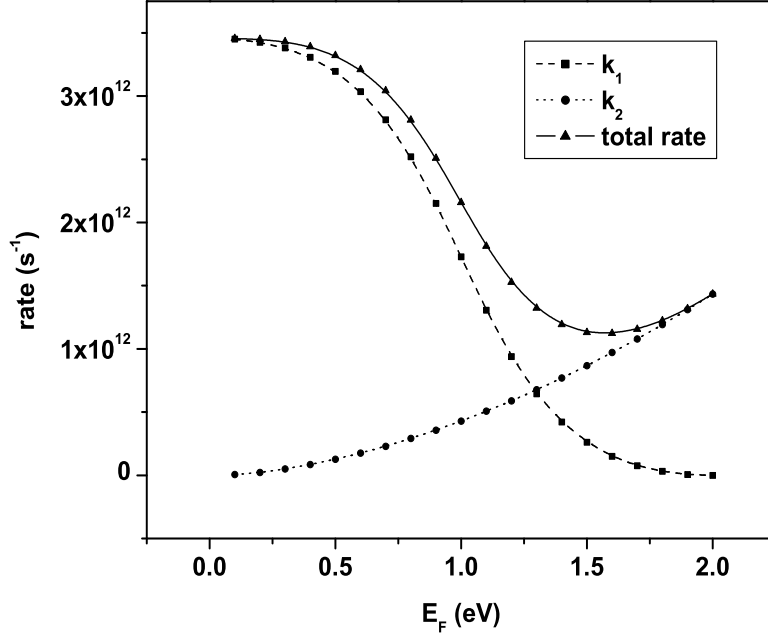


FIG. 4: The rate of energy transfer as a function of the Fermi energy of graphene, at a distance of 10 \AA . The figure shows plots of k_1 and k_2 separately along with the total rate of transfer.

effect experimentally.

Fig. 4 shows a plot of the k_1 and k_2 terms, and the total rate of transfer as a function of the Fermi energy of graphene at a fixed distance, $z = 10 \text{ \AA}$. The contribution from the k_1 term decreases as the Fermi level is increasingly shifted into the conduction band, while that from the k_2 term increases. From the figure, it is clear that the total rate is governed mainly by the k_1 term up to the crossover point. Beyond that, the contribution from k_1 term is small and the total rate is governed by the k_2 term. This is clearly a density of states effect.

V. CONCLUSIONS

We have studied the process of energy transfer from a fluorophore to doped graphene. We have analyzed the distance dependence of the rate of transfer as the Fermi level of graphene is shifted away from the K-point into the conduction band. We find a crossover of the

dependence from power law (z^{-4}) to exponential as the Fermi level is increasingly moved into the conduction band. The point of crossover is at a shift of the Fermi level by $\hbar\Omega/2$.

Acknowledgement. R. S. Swathi acknowledges Council of Scientific and Industrial Research (CSIR), India and Bristol-Myers-Squibb fellowship for financial support. The work of K.L. Sebastian was supported by the J.C. Bose Fellowship of the DST (India).

-
- [1] R. S. Swathi and K. L. Sebastian, J. Chem. Phys. **129**, 054703 (2008).
 - [2] R. S. Swathi and K. L. Sebastian, J. Chem. Phys. **130**, 086101 (2009).
 - [3] R. S. Swathi and K. L. Sebastian, J. Chem. Sci. **121**, 777 (2009).
 - [4] J. Kim, L. J. Cote, F. Kim, and J. Huang, J. Am. Chem. Soc. **132**, 260 (2010).
 - [5] L. Xie, X. Ling, Y. Fang, J. Zhang, and Z. Liu, J. Am. Chem. Soc. **131**, 9890 (2009).
 - [6] A. Sagar, K. Kern, and K. Balasubramanian, Nanotechnology **21**, 015303 (2010).
 - [7] S. He, B. Song, D. Li, C. Zhu, W. Qi, Y. Wen, L. Wong, S. Song, H. Fang, and C. Fan, Adv. Funct. Mater. **20**, 453 (2010).
 - [8] H. Chang, L. Tang, Y. Wang, J. Jiang, and J. Li, Anal. Chem. **82**, 2341 (2010).
 - [9] R. S. Swathi and K. L. Sebastian, J. Chem. Phys. **132**, 104502 (2010).
 - [10] C. Y. Wong, C. Curutchet, S. Tretiak, and G. D. Scholes, J. Chem. Phys. **130**, 081104 (2009).
 - [11] K. F. Wong, B. Bagchi, and P. J. Rossky, J. Phys. Chem. A **108**, 5752 (2004).
 - [12] M. Achermann, M. A. Petruska, S. Kos, D. L. Smith, D. D. Koleske, and V. I. Klimov, Nature **429**, 642 (2004).
 - [13] F. Schedin, A. K. Geim, S. V. Morozov, E. W. Hill, P. Blake, M. I. Katsnelson, and K. S. Novoselov, Nature Materials **6**, 652 (2007).
 - [14] A. Bostwick, T. Ohta, T. Seyller, K. Horn, and E. Rotenberg, Nature Physics **3**, 36 (2007).
 - [15] K. Yanagi, K. Lakoubovskii, H. Matsui, H. Matsuzaki, H. Okamoto, Y. Miyata, Y. Maniwa, S. Kazaoui, N. Minami, and H. Kataura, J. Am. Chem. Soc. **129**, 4992 (2007).

VI. APPENDIX

A. Behavior of rate constant, k_1

We first look at k_1 . We consider two separate cases.

1. Case I: We consider the case where E_F is close to $\frac{\hbar\Omega}{2}$, but less than it. We put $\Delta\epsilon = \frac{\hbar\Omega}{2} - E_F$. k_1 is then given by

$$k_1 = \frac{e^2\mu_{eg}^2}{48\hbar\epsilon^2\pi^2} \int_0^\infty dq q^3 e^{-2qz} \frac{\Theta(\hbar\Omega - qv_f)}{\sqrt{(\hbar\Omega)^2 - q^2v_f^2}} \Theta \left[1 + \frac{2\Delta\epsilon}{qv_f} \right] \int_{\text{Max}[-1, -\frac{2\Delta\epsilon}{qv_f}]}^1 dv \sqrt{1 - v^2}. \quad (30)$$

As $\Delta\epsilon > 0$, $\Theta \left[1 + \frac{2\Delta\epsilon}{qv_f} \right] = 1$. For $z > \frac{v_f}{2\Delta\epsilon}$, the major contribution to the above integral is from $q \in (0, \frac{\Delta\epsilon}{v_f})$. In this range,

$$\int_{\text{Max}[-1, -\frac{2\Delta\epsilon}{qv_f}]}^1 dv \sqrt{1 - v^2} = \int_{-1}^1 dv \sqrt{1 - v^2} = \frac{\pi}{2}. \quad (31)$$

If $\frac{\hbar\Omega}{2} \gg \Delta\epsilon$, then, in this range, $(\hbar\Omega)^2 - q^2v_f^2 \simeq (\hbar\Omega)^2$ and the integral in Eq. (30) may be approximated as

$$k_1 = \frac{e^2\mu_{eg}^2}{96\pi\hbar^2\epsilon^2\Omega} \int_0^\infty dq q^3 e^{-2qz} = \frac{e^2\mu_{eg}^2}{256\pi\Omega\hbar^2\epsilon^2z^4}. \quad (32)$$

2. Case II: We now consider the case $E_F > \frac{\hbar\Omega}{2}$. Hence, $\frac{\hbar\Omega}{2} - E_F = -|\Delta\epsilon|$. Then,

$$k_1 = \frac{e^2\mu_{eg}^2}{48\hbar\epsilon^2\pi^2} \int_0^\infty dq q^3 e^{-2qz} \frac{\Theta(\hbar\Omega - qv_f)}{\sqrt{(\hbar\Omega)^2 - q^2v_f^2}} \Theta \left[1 - \frac{2|\Delta\epsilon|}{qv_f} \right] \int_{\text{Max}[-1, \frac{2|\Delta\epsilon|}{qv_f}]}^1 dv \sqrt{1 - v^2}. \quad (33)$$

For large z ($z \gg \frac{v_f}{4|\Delta\epsilon|}$), this may be approximated as

$$k_1 = \frac{e^2\mu_{eg}^2}{48\hbar\epsilon^2\pi^2} \int_{\frac{2|\Delta\epsilon|}{v_f}}^\infty dq q^3 e^{-2qz} \frac{\Theta(\hbar\Omega - qv_f)}{\sqrt{(\hbar\Omega)^2 - q^2v_f^2}} \int_{\frac{2|\Delta\epsilon|}{qv_f}}^1 dv \sqrt{1 - v^2}. \quad (34)$$

For z such that $\frac{4|\Delta\epsilon|z}{v_f} \gg 1$, in the above integral over q , the contribution is from q in the vicinity of $\frac{2|\Delta\epsilon|}{v_f}$. We now change the variable of integration from q to y defined by $q = \frac{2|\Delta\epsilon|y}{v_f}$. Using the above transformation, k_1 is given by

$$k_1 = \frac{e^2\mu_{eg}^2|\Delta\epsilon|^4}{3\hbar\epsilon^2\pi^2v_f^4} \int_1^\infty dy y^3 e^{-\frac{4|\Delta\epsilon|zy}{v_f}} \frac{\Theta(\hbar\Omega - 2|\Delta\epsilon|y)}{\sqrt{(\hbar\Omega)^2 - 4|\Delta\epsilon|^2y^2}} \int_{\frac{1}{y}}^1 dv \sqrt{1 - v^2}. \quad (35)$$

Now, the major contribution to the above integral comes from values of $y \simeq 1$. If y is close to unity,

$$\int_{\frac{1}{y}}^1 dv \sqrt{1-v^2} \simeq \frac{2\sqrt{2}}{3} \left(\frac{y-1}{y} \right)^{3/2}. \quad (36)$$

Hence,

$$k_1 \simeq \frac{2\sqrt{2}e^2\mu_{eg}^2|\Delta\epsilon|^4}{9\hbar\epsilon^2\pi^2v_f^4} \int_1^\infty dy y^{3/2} (y-1)^{3/2} e^{\frac{-4|\Delta\epsilon|zy}{v_f}} \frac{\Theta(\hbar\Omega - 2|\Delta\epsilon|y)}{\sqrt{(\hbar\Omega)^2 - 4|\Delta\epsilon|^2y^2}}. \quad (37)$$

For $\frac{\hbar\Omega}{2} \gg |\Delta\epsilon|$ and y in the vicinity of 1, $\Theta(\hbar\Omega - 2|\Delta\epsilon|y) = 1$ and $\sqrt{(\hbar\Omega)^2 - 4|\Delta\epsilon|^2y^2} \simeq \hbar\Omega$. The integral over y can now be evaluated to get:

$$k_1 \simeq \frac{e^2\mu_{eg}^2|\Delta\epsilon|^2}{48\sqrt{2}\Omega\hbar^2\epsilon^2\pi^2v_f^2z^2} e^{\frac{-2|\Delta\epsilon|z}{v_f}} K_2\left(\frac{2|\Delta\epsilon|z}{v_f}\right). \quad (38)$$

For large values of z , the asymptotic form of the Bessel function $K_2\left(\frac{2|\Delta\epsilon|z}{v_f}\right)$ is given by $K_2\left(\frac{2|\Delta\epsilon|z}{v_f}\right) \simeq \sqrt{\frac{\pi v_f}{4|\Delta\epsilon|z}} e^{\frac{-2|\Delta\epsilon|z}{v_f}}$. Therefore, we get

$$k_1 \simeq \frac{e^2\mu_{eg}^2|\Delta\epsilon|^{3/2}}{96\sqrt{2}\Omega\hbar^2\epsilon^2\pi^{3/2}v_f^{3/2}z^{5/2}} e^{\frac{-4|\Delta\epsilon|z}{v_f}}. \quad (39)$$

B. Behavior of rate constant, k_2

We now analyze k_2 . As before, we consider two separate cases.

1. Case I: We consider the case $E_F < \frac{\hbar\Omega}{2}$. Therefore, $2E_F - \hbar\Omega < 0$ and hence k_2 is given by

$$k_2 = \frac{e^2\mu_{eg}^2}{48\hbar\epsilon^2\pi^2} \int_0^\infty dq q^3 e^{-2qz} \frac{\Theta(qv_f - \hbar\Omega)}{\sqrt{q^2v_f^2 - (\hbar\Omega)^2}} \int_1^{\frac{2E_F + \hbar\Omega}{qv_f}} d\mu \sqrt{\mu^2 - 1} \Theta\left[\frac{2E_F + \hbar\Omega}{qv_f} - 1\right]. \quad (40)$$

Using the two theta functions in the above expression, k_2 can be written as

$$k_2 = \frac{e^2\mu_{eg}^2}{48\hbar\epsilon^2\pi^2} \int_{\frac{\hbar\Omega}{v_f}}^{\frac{2E_F + \hbar\Omega}{v_f}} dq \frac{q^3 e^{-2qz}}{\sqrt{q^2v_f^2 - (\hbar\Omega)^2}} \int_1^{\frac{2E_F + \hbar\Omega}{qv_f}} d\mu \sqrt{\mu^2 - 1}. \quad (41)$$

We now make a change of the variable of integration from q to x defined by $q = \frac{\hbar\Omega}{v_f} + x$.

Using this transformation, k_2 can be written as

$$k_2 = \frac{e^2 \mu_{eg}^2}{48 \hbar \epsilon^2 \pi^2} e^{-\frac{2z\hbar\Omega}{v_f}} \int_0^{\frac{2E_F}{v_f}} dx \frac{\left(\frac{\hbar\Omega}{v_f} + x\right)^3 e^{-2zx}}{\sqrt{x^2 v_f^2 + 2\hbar\Omega v_f x}} \int_1^{\frac{2E_F + \hbar\Omega}{x v_f + \hbar\Omega}} d\mu \sqrt{\mu^2 - 1}. \quad (42)$$

For large values of z , in the above integral over x , because of the presence of e^{-2zx} term, only small values of x are important. Therefore, for small values of x , the above expression can be simplified to get

$$k_2 = \sqrt{\frac{e^4 \mu_{eg}^4 \hbar^3 \Omega^5}{\pi^4 \epsilon^4 v_f^7}} \frac{e^{-\frac{2z\hbar\Omega}{v_f}}}{48\sqrt{2}} \int_1^{1 + \frac{2E_F}{\hbar\Omega}} d\mu \sqrt{\mu^2 - 1} \int_0^{\frac{2E_F}{v_f}} dx \frac{e^{-2zx}}{\sqrt{x}}. \quad (43)$$

The integral over μ can now be performed, and the upper limit in the integral over x can be extended to ∞ to get the following expression for k_2 :

$$k_2 = \sqrt{\frac{e^4 \mu_{eg}^4 \hbar^3 \Omega^5}{\pi^3 \epsilon^4 v_f^7}} \frac{e^{-\frac{2z\hbar\Omega}{v_f}}}{192\sqrt{z}} \left(r \sqrt{r^2 - 1} - \log [r + \sqrt{r^2 - 1}] \right), \quad (44)$$

where $r = 1 + \frac{2E_F}{\hbar\Omega}$.

2. Case II: We now consider the case $E_F > \frac{\hbar\Omega}{2}$. Therefore, $2E_F - \hbar\Omega > 0$ and hence k_2 is given by

$$k_2 = \frac{e^2 \mu_{eg}^2}{48 \hbar \epsilon^2 \pi^2} \int_0^\infty dq q^3 e^{-2qz} \frac{\Theta(qv_f - \hbar\Omega)}{\sqrt{q^2 v_f^2 - (\hbar\Omega)^2}} \int_{\text{Max}[1, \frac{2E_F - \hbar\Omega}{qv_f}]^{\frac{2E_F + \hbar\Omega}{qv_f}}} d\mu \sqrt{\mu^2 - 1} \Theta \left[\frac{2E_F + \hbar\Omega}{qv_f} - 1 \right]. \quad (45)$$

The above equation can be simplified to get

$$k_2 = \frac{e^2 \mu_{eg}^2}{48 \hbar \epsilon^2 \pi^2} \int_{\frac{\hbar\Omega}{v_f}}^{\frac{2E_F + \hbar\Omega}{v_f}} dq \frac{q^3 e^{-2qz}}{\sqrt{q^2 v_f^2 - (\hbar\Omega)^2}} \int_{\text{Max}[1, \frac{2E_F - \hbar\Omega}{qv_f}]^{\frac{2E_F + \hbar\Omega}{qv_f}}} d\mu \sqrt{\mu^2 - 1}. \quad (46)$$

We now use the same procedure as was used for evaluating the integrals in Case I to get

$$k_2 = \sqrt{\frac{e^4 \mu_{eg}^4 \hbar^3 \Omega^5}{\pi^4 \epsilon^4 v_f^7}} \frac{e^{-\frac{2z\hbar\Omega}{v_f}}}{48\sqrt{2}} \int_{\text{Max}[1, \frac{2E_F - \hbar\Omega}{\hbar\Omega}]^{1 + \frac{2E_F}{\hbar\Omega}}} d\mu \sqrt{\mu^2 - 1} \int_0^{\frac{2E_F}{v_f}} dx \frac{e^{-2zx}}{\sqrt{x}}. \quad (47)$$

On evaluating the integral over μ , we get

$$k_2 = \sqrt{\frac{e^4 \mu_{eg}^4 \hbar^3 \Omega^5}{\pi^4 \epsilon^4 v_f^7}} \frac{e^{-\frac{2z\hbar\Omega}{v_f}}}{96\sqrt{2}} \left(-s \sqrt{s^2 - 1} + r \sqrt{r^2 - 1} + \log [s + \sqrt{s^2 - 1}] - \log [r + \sqrt{r^2 - 1}] \right) \times \int_0^{\frac{2E_F}{v_f}} dx \frac{e^{-2zx}}{\sqrt{x}}, \quad (48)$$

where $s = \text{Max}[1, \frac{2E_F}{\hbar\Omega} - 1]$ and $r = 1 + \frac{2E_F}{\hbar\Omega}$. For E_F close to $\frac{\hbar\Omega}{2}$, $s = 1$. Using this and extending the upper limit of the integral over x to ∞ and then evaluating the integral, we get

$$k_2 = \sqrt{\frac{e^4 \mu_{eg}^4 \hbar^3 \Omega^5}{\pi^3 \epsilon^4 v_f^7} \frac{e^{-\frac{2z\hbar\Omega}{v_f}}}{192\sqrt{z}}} (r\sqrt{r^2 - 1} - \log[r + \sqrt{r^2 - 1}]). \quad (49)$$