

Magnetic structure of antiferromagnetic Fulde-Ferrell-Larkin-Ovchinnikov state

Youichi Yanase^{1,2} and Manfred Sigrist²

¹ Department of Physics, Niigata University, Niigata 950-2041, Japan

² Theoretische Physik, ETH Zurich, 8093 Zurich, Switzerland

E-mail: yanase@phys.sc.niigata-u.ac.jp

Abstract. The properties of incommensurate antiferromagnetic (AFM) order in the Fulde-Ferrell-Larkin-Ovchinnikov (FFLO) state is studied by solving the Bogoliubov-de-Gennes (BdG) equations. The relationship between the electronic structure and the magnetic structure is clarified. We find that the magnetic structure in the AFM-FFLO state includes three cases. (I) In the strongly localized case, the AFM staggered moment is confined into the FFLO nodal planes where the superconducting order parameter vanishes. (II) In the weakly localized case, the AFM staggered moment appears in the whole spatial region, and its magnitude is enhanced around the FFLO nodal planes. (III) In the extended case, the AFM staggered moment is nearly homogeneous and slightly suppressed in the vicinity of FFLO nodal planes. The structure of Bragg peaks in the momentum resolved structure factor is studied in each case. We discuss the possibility of AFM-FFLO state in the heavy fermion superconductor CeCoIn₅ by comparing these results with the neutron scattering data of CeCoIn₅. Experimentally the magnetic structure and its dependence on the magnetic field orientation in the high field superconducting phase of CeCoIn₅ are consistent with the case (II).

1. Introduction

The possible presence of a spatially modulated state in superconductors in a high magnetic field was predicted by Fulde and Ferrell [1], and by Larkin and Ovchinnikov [2] more than 40 years ago. While the Bardeen-Cooper-Schrieffer (BCS) theory assume Cooper pairs with vanishing total momentum, the FFLO superconducting state represents a condensate of Cooper pairs with a finite total momentum. Since the FFLO state has an internal degree of freedom arising from the reflection or inversion symmetry, a spontaneous breaking of the spatial symmetry occurs. Although this novel superconducting state with an exotic symmetry has been attracting much interest, the FFLO state has not been observed in superconductors for nearly 40 years. Under these circumstances, the discovery of a new superconducting phase in CeCoIn₅ at high magnetic fields and low temperatures [3, 4] triggered many theoretical and experimental studies because this high-field superconducting (HFSC) phase is a likely candidate for the FFLO state [5]. The recent interest on the FFLO superconductivity/superfluidity

extends further into various related fields, such as organic superconductors [6, 7, 8, 9, 10], cold atom gases [11, 12], astrophysics, and nuclear physics [13].

The HFSC phase of CeCoIn₅ has been interpreted widely within the concept of the FFLO state [5, 14, 15, 16, 17, 18, 19, 20, 21, 22, 23]. However, recent observations of the magnetic order in the HFSC phase call for a reexamination of this conclusion [24, 25]. It is not unlikely that this order will be closely connected with a AFM quantum critical point observed in CeCoIn₅ [26, 27]. Moreover, the nuclear magnetic resonance (NMR) [24, 28, 29] and neutron scattering [25, 30] measurements may have uncovered a novel superconducting state in this strongly correlated electron system.

Neutron scattering measurements have found that the wave vector of the AFM order is incommensurate $\vec{q}_{\text{AF}} = \vec{Q} + \vec{q}_{\text{inc}}$ with $\vec{Q} = (\pi, \pi)$ and the AFM staggered moment \vec{M}_{AF} is oriented along the c -axis [25]. Recent experiments have shown that the incommensurability \vec{q}_{inc} is fixed along [1,-1,0] irrespective whether magnetic field is directed along [1,1,0] and [1,0,0] in the tetragonal lattice [30]. These magnetic structures are consistent with the NMR measurements [31].

Some theoretical scenarios have been proposed to explain the AFM order in the HFSC phase of CeCoIn₅. We have analyzed the possibility that AFM order arises from the inhomogeneous Larkin-Ovchinnikov (LO) state [32, 33]. The AFM order triggered by the emergence of π -triplet pairing or pair density wave (PDW) has been investigated in the BCS state [34, 35, 36] and in the homogeneous Fulde-Ferrell (FF) state [37]. In order to identify the HFSC phase of CeCoIn₅ it is highly desirable to examine these possible phases by comparing their properties with the experimental results. In this study, we investigate the magnetic structure of AFM-FFLO state, in which the AFM order appears in the inhomogeneous LO state, and discuss the recent neutron scattering measurements.

2. Formulation

Our theoretical analysis is based on the microscopic model,

$$\begin{aligned}
H = & -t \sum_{\langle \vec{i}, \vec{j} \rangle, \sigma} c_{\vec{i}, \sigma}^\dagger c_{\vec{j}, \sigma} + t' \sum_{\langle\langle \vec{i}, \vec{j} \rangle\rangle, \sigma} c_{\vec{i}, \sigma}^\dagger c_{\vec{j}, \sigma} + t'' \sum_{\langle\langle\langle \vec{i}, \vec{j} \rangle\rangle\rangle, \sigma} c_{\vec{i}, \sigma}^\dagger c_{\vec{j}, \sigma} - \mu \sum_{\vec{i}, \sigma} c_{\vec{i}, \sigma}^\dagger c_{\vec{i}, \sigma} \\
& + U \sum_{\vec{i}} n_{\vec{i}\uparrow} n_{\vec{i}\downarrow} + V \sum_{\langle \vec{i}, \vec{j} \rangle} n_{\vec{i}} n_{\vec{j}} + J \sum_{\langle \vec{i}, \vec{j} \rangle} \vec{S}_{\vec{i}} \cdot \vec{S}_{\vec{j}} - g_{\text{B}} \vec{H} \sum_{\vec{i}} \vec{S}_{\vec{i}}, \tag{1}
\end{aligned}$$

where $\vec{S}_{\vec{i}}$ is the spin operator and $n_{\vec{i}}$ is the number operator at site $\vec{i} = (m, n)$. To describe the quasi-two-dimensional electronic structure of CeCoIn₅, we assume a square lattice, in which the bracket $\langle \vec{i}, \vec{j} \rangle$, $\langle\langle \vec{i}, \vec{j} \rangle\rangle$, and $\langle\langle\langle \vec{i}, \vec{j} \rangle\rangle\rangle$ denote the summation over the nearest-neighbor sites, next-nearest-neighbor sites, and third nearest neighbor sites, respectively.

The on-site repulsive interaction is given by U , and V and J stand for the attractive and AFM exchange interactions, respectively, between nearest-neighbor sites. We introduce V to stabilize the d -wave superconducting state within the mean field

BdG equations and choose $J > 0$ favoring AFM correlation in CeCoIn₅. The effective interaction leading to the d -wave superconductivity near the AFM instability arises from the simple Hubbard model or periodical Anderson model beyond the mean field theory [38, 39], but we here assume the interactions V and J to describe these features in the inhomogeneous LO phase on the basis of mean field BdG equations. Although the BdG equations neglect the AFM spin fluctuation beyond the mean field approximation, they are suitable for studying the qualitative features of the inhomogeneous superconducting and/or magnetic state. The roles of AFM spin fluctuation has been discussed in Ref. [33].

With the last term in eq. (1), we include the Zeeman coupling due to the applied magnetic field. The g -factor is assumed to be $g_B = 2$. The magnetic field lies in the ab -plane of the tetragonal lattice and the superconducting vortices are neglected for simplicity. We choose the unit of energy such that $t = 1$ and $t'/t = 0.25$, $t''/t = 0.05$. The chemical potential enters as $\mu = \mu_0 + (\frac{1}{2}U + 4V)n_0$, where n_0 is the number density for $U = V = J = H = 0$. We vary the bare chemical potential from $\mu_0 = -1.25$ to $\mu_0 = -1.15$ to investigate the possible magnetic structures in the AFM-FFLO state. Then, we obtain the number density $n = 0.72 \sim 0.82$.

We study the magnetic structure in the AFM-FFLO state in the following way. First, the BdG equations are self-consistently solved for the mean fields of the spin $\langle S_i^h \rangle$, charge $\langle n_i^- \rangle$, and superconductivity $\Delta_{i,j}^{\sigma\sigma'} = \langle c_{i\sigma}^\dagger c_{j\sigma'} \rangle$, where S_i^h is the spin operator parallel to the magnetic field. We take into account the Hartree term arising from U , V , and J . Since the spin singlet d -wave state is stable in this model, the superconducting order parameter is described as

$$\Delta^d(\vec{i}) = \Delta_{i,i+\vec{a}}^{\uparrow\downarrow} + \Delta_{i,i-\vec{a}}^{\uparrow\downarrow} - \Delta_{i,i+\vec{b}}^{\uparrow\downarrow} - \Delta_{i,i-\vec{b}}^{\uparrow\downarrow}, \quad (2)$$

with \vec{a} and \vec{b} being the unit vector along the a - and b -axes, respectively. As for the spatial dependence of $\Delta^d(\vec{i})$, we find that the inhomogeneous LO state is stable against the uniform FF state. Then, the order parameter is real and oscillates in the space. We assume the single- q spatial modulation along the magnetic field in which the order parameter is approximately described as $\Delta^d(\vec{i}) \sim \Delta \cos(i\vec{q}_{\text{FFLO}} \cdot \vec{i})$ with $\vec{q}_{\text{FFLO}} \parallel \vec{H}$ except for the vicinity of the BCS-FFLO transition. This is the most stable FFLO state in the presence of superconducting vortices when the Fermi surface is nearly isotropic. We determine the stable superconducting state by comparing the condensation energy of BCS, FFLO and normal states. The orientation of magnetic field is taken into account in the direction of \vec{q}_{FFLO} in our formulation. The case of \vec{q}_{FFLO} not parallel to \vec{H} will be discussed at the last of this paper.

Second, we determine the magnetic instability by calculating the transverse spin susceptibility using the random phase approximation,

$$\chi^\pm(\vec{i}, \vec{j}) = \frac{\chi_0^\pm(\vec{i}, \vec{j})}{1 - \sum_{\vec{k}} I(\vec{i}, \vec{k}) \chi_0^\pm(\vec{k}, \vec{j})} \quad (3)$$

where $I(\vec{i}, \vec{i}) = U$, $I(\vec{i}, \vec{i} \pm \vec{a}) = I(\vec{i}, \vec{i} \pm \vec{b}) = -\frac{J}{2}$, and otherwise $I(\vec{i}, \vec{k}) = 0$. The bare spin susceptibility $\chi_0^\pm(\vec{k}, \vec{j})$ is calculated for the mean field Hamiltonian obtained by

solving the BdG equations. The magnetic instability is determined by the divergence of transverse spin susceptibility assuming a second order magnetic phase transition. Then, the criterion is $\lambda_{\max} = 1$ where λ_{\max} is the maximum eigenvalue of the matrix $K(\vec{i}, \vec{j}) = \sum_{\vec{k}} I(\vec{i}, \vec{k}) \chi_0^{\pm}(\vec{k}, \vec{j})$. The magnetic moment perpendicular to the magnetic field is obtained as

$$M(\vec{i}) = I^{-1}(\vec{i}, \vec{k}) m(\vec{k}), \quad (4)$$

near the critical point, where $m(\vec{k})$ is the eigenvector of $K(\vec{i}, \vec{j})$ for the eigenvalue λ_{\max} and $\sum_{\vec{k}} I^{-1}(\vec{i}, \vec{k}) I(\vec{k}, \vec{j}) = \delta_{\vec{i}, \vec{j}}$. We denote the AFM staggered moment $M_{\text{AF}}(\vec{i}) = (-1)^{m+n} M(\vec{i})$ with $\vec{i} = (m, n)$.

Since the effect of induced PDW order, which plays an important role to stabilize the AFM-FFLO state, is ignored in this formulation, the stability of the AFM order is underestimated. However, we confirmed that the induced PDW does not affect the magnetic structure [33]. Choosing the parameters U , V , and J so that $\lambda_{\max} = 1$ in the FFLO state as in Refs. [32, 33], we discuss the variety of magnetic structures in the AFM-FFLO state in the following sections. In our model the incommensurate wave vector \vec{q}_{inc} is along \vec{a} or \vec{b} direction and different from the experimental observation $\vec{q}_{\text{inc}} \parallel [1, \pm 1, 0]$ [25]. However, the relationship between the magnetic structure and relative angle of \vec{q}_{inc} and \vec{q}_{FFLO} (and \vec{H}) is appropriately captured in our calculation.

3. Magnetic structure

We here show that the magnetic structure in the AFM-FFLO state is classified into three cases. (I) In the strongly localized case, the AFM moment is confined into the FFLO nodal planes where the superconducting order parameter vanishes. The magnitude of AFM moment away from the nodal planes is typically ~ 0.01 of that around the nodal planes. (II) In the weakly localized case, the AFM moment appears in the whole spatial region, and its magnitude is enhanced around the FFLO nodal planes, typically twice. (III) In the extended case, the AFM moment is nearly homogeneous and slightly suppressed in the vicinity of FFLO nodal planes.

Owing to the four fold rotation symmetry of the tetragonal lattice the incommensurate wave vector $\vec{q}_{\text{inc}} = \vec{q}_{\text{inc}}^{\text{a}} \parallel \vec{a}$ is degenerate with $\vec{q}_{\text{inc}} = \vec{q}_{\text{inc}}^{\text{b}} \parallel \vec{b}$ in the normal state and uniform BCS state. This degeneracy is lifted in the FFLO state except for $\vec{q}_{\text{FFLO}} \parallel \vec{q}_{\text{inc}}^{\text{a}} + \vec{q}_{\text{inc}}^{\text{b}}$. Figures 1(a), 1(b), and 1(c) show typical magnetic structures of cases (I), (II), and (III), respectively for the magnetic field $\vec{H} \parallel \vec{q}_{\text{inc}}^{\text{a}}$. We see that the modulation vector of AFM moment is different between the case (III) and the other two cases. In the extended case the incommensurate wave vector \vec{q}_{inc} is parallel to the FFLO modulation vector \vec{q}_{FFLO} . Thus, the extended case (III) is incompatible with the neutron scattering measurement [25], assuming the relation $\vec{H} \parallel \vec{q}_{\text{FFLO}}$. On the other hand, the incommensurate wave vector \vec{q}_{inc} is perpendicular to the FFLO modulation vector \vec{q}_{FFLO} in the cases (I) and (II), consistent with the neutron scattering measurement for $\vec{H} \parallel [1, \pm 1, 0]$. This means that the neutron scattering measurement

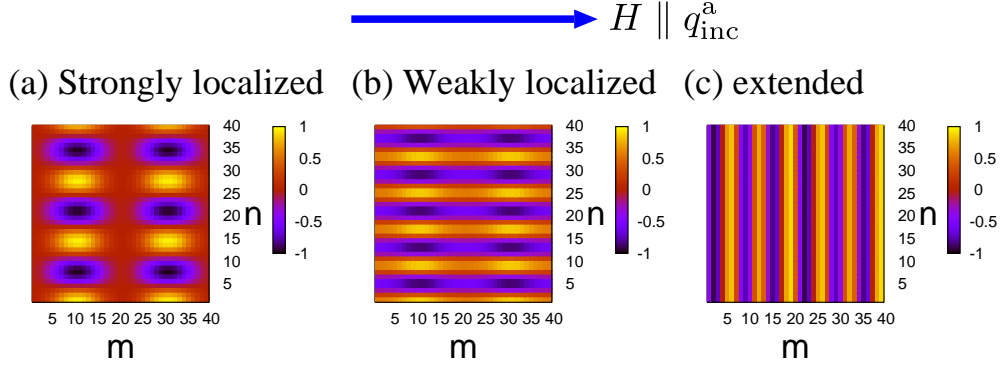


Figure 1. The AFM staggered moment normalized by its maximum value $M_{\text{AF}}(\vec{i})/M_{\text{max}}$ with $\vec{i} = (m, n)$ in the case of $\vec{q}_{\text{FFLO}} \parallel \vec{q}_{\text{inc}}^{\text{a}}$. This FFLO modulation corresponds to the experimental setup of CeCoIn₅ for the magnetic field along $[1, \pm 1, 0]$ direction [25]. (a), (b), and (c) show (I) strongly localized case, (II) weakly localized case, and (III) extended case, respectively. We solve the BdG equations for 40 lattices. We choose the parameters (a) $\mu_0 = -1.15$, $U = 0.9$, $J = 0.6$, and $V = -0.5$, (b) $\mu_0 = -1.19$, $U = 1.05$, $J = 0.6$, and $V = -0.5$, and (c) $\mu_0 = -1.25$, $U = 1.15$, $J = 0.65$, and $V = -0.5$ so that the AFM order occurs in the FFLO state at (a) $(T, H) = (0.0315, 0.164)$, (b) $(T, H) = (0.025, 0.155)$, and (c) $(T, H) = (0.02, 0.168)$, respectively. The arrow shows the direction of magnetic field.

indicates the localized AFM moment around the FFLO nodal planes.

Figure 2 shows the magnetic structure for the magnetic field $\vec{H} \parallel \vec{q}_{\text{inc}}^{\text{a}} + \vec{q}_{\text{inc}}^{\text{b}}$. We see that the AFM staggered moment $M_{\text{AF}}(\vec{i})$ is distributed similarly to Fig. 1. The magnetic moment is strongly (weakly) localized in Fig. 2(a) (Fig. 2(b)), while that is extended in Fig. 2(c). Figs. 2(b) and 2(c) show double- q structure like $M_{\text{AF}}(\vec{i}) \sim \cos(\vec{q}_{\text{inc}}^{\text{a}} \cdot \vec{i}) \pm \cos(\vec{q}_{\text{inc}}^{\text{b}} \cdot \vec{i})$ in contrast to Figs. 1(b) and 1(c). This double- q structure arises from the translational symmetry breaking in the FFLO state with $\vec{q}_{\text{FFLO}} \parallel \vec{q}_{\text{inc}}^{\text{a}} + \vec{q}_{\text{inc}}^{\text{b}}$. We will discuss this point at the end of this paper.

4. Neutron scattering

For a comparison with neutron scattering experiments [25, 30], we calculate the magnetic structure factor $|M(\vec{q})|^2$, where $M(\vec{q})$ is the Fourier transformed magnetic moment given as

$$M(\vec{q}) = \sum_{\vec{i}} M(\vec{i}) e^{i\vec{q} \cdot \vec{i}}. \quad (5)$$

We here normalize $M(\vec{i})$ so that $\sum_{\vec{q}} |M(\vec{q})|^2 = 1$ to discuss the relative intensity of Bragg peaks. Figures 3 and 4 show the magnetic structure factor in the AFM-FFLO states with $\vec{q}_{\text{FFLO}} \parallel \vec{q}_{\text{inc}}^{\text{a}}$ and $\vec{q}_{\text{FFLO}} \parallel \vec{q}_{\text{inc}}^{\text{a}} + \vec{q}_{\text{inc}}^{\text{b}}$, respectively. The former corresponds to CeCoIn₅ under the magnetic field along $[1, \pm 1, 0]$ direction, while the latter is realized in the magnetic field along $[1, 0, 0]$ or $[0, 1, 0]$ direction. We have shown the figures rotated

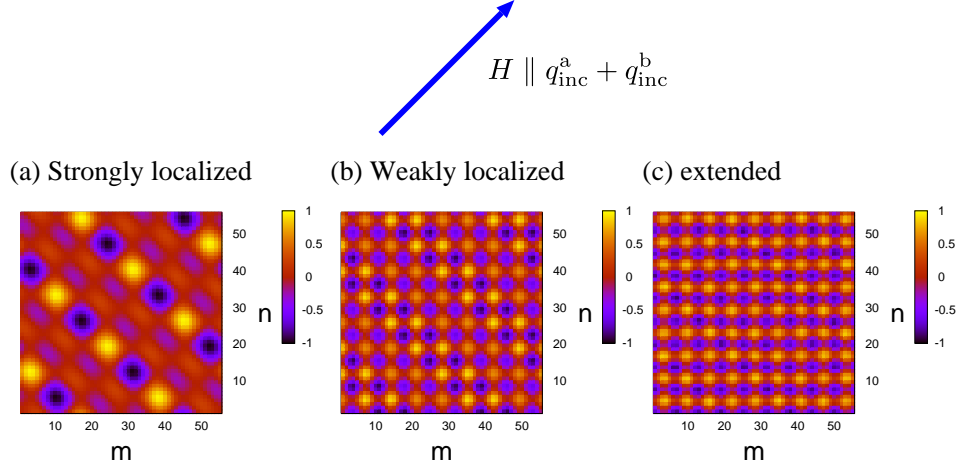


Figure 2. The normalized AFM staggered moment $M_{\text{AF}}(\vec{i})/M_{\text{max}}$ in the case of $\vec{q}_{\text{FFLO}} \parallel \vec{q}_{\text{inc}}^{\text{a}} + \vec{q}_{\text{inc}}^{\text{b}}$. This FFLO modulation corresponds to the CeCoIn₅ in the magnetic field along $[1, 0, 0]$ or $[0, 1, 0]$ direction [24, 30]. We assume the same parameter as in Fig. 1. The AFM order occurs at (a) $(T, H) = (0.0264, 0.164)$, (b) $(T, H) = (0.0324, 0.155)$, and (c) $(T, H) = (0.035, 0.15)$, respectively. We solve the BdG equations for 56×56 lattices to keep the amplitude of FFLO modulation vector $|\vec{q}_{\text{FFLO}}|$ similar to in Fig. 1. The arrow shows the direction of magnetic field.

45 degree for a comparison with neutron scattering experiments [25, 30].

In addition to the main Bragg peaks at $\vec{q} = \vec{q}_{\text{inc}}^{\text{a}}$, and/or $\vec{q} = \vec{q}_{\text{inc}}^{\text{b}}$, satellite peaks appear along the direction of magnetic field from the main peaks. These satellite peaks arise from the broken translational symmetry in the FFLO state, and their amplitude reflects the spatial inhomogeneity of magnetic structure. Therefore, the satellite peaks are pronounced in (I) the strongly localized case, while those are obscure in the cases (II) and (III).

We here discuss the possible magnetic structure of CeCoIn₅ in the HFSC phase on the basis of Figs. 3 and 4. The strongly localized case (I) is incompatible with two features of neutron scattering experiments. First, the satellite peaks are absent or have a very weak intensity [25, 30]. Second, the position of main Bragg peaks is independent of the orientation of magnetic field in the ab -plane [30]. The extended case (III) is incompatible with the neutron scattering measurement for magnetic fields along $[1, \pm 1, 0]$ for which the incommensurate wave vector \vec{q}_{inc} is perpendicular to the field \vec{H} [25]. On the other hand, the weakly localized case (II) shown in Figs. 3(b) and 4(b) is consistent with the neutron scattering experiments in which the incommensurate wave vector is perpendicular to the field direction $\vec{q}_{\text{inc}} \perp \vec{H}$ for $\vec{H} \parallel [1, \pm 1, 0]$, and the position of main Bragg peaks does not change by rotating the magnetic field in the ab -plane. The four main Bragg peaks appear in Fig. 4(b) in contrast to Fig. 3(b) owing to the symmetry of system. This change has been observed in the neutron scattering measurement too [30]. According to these discussions, the magnetic structure in the

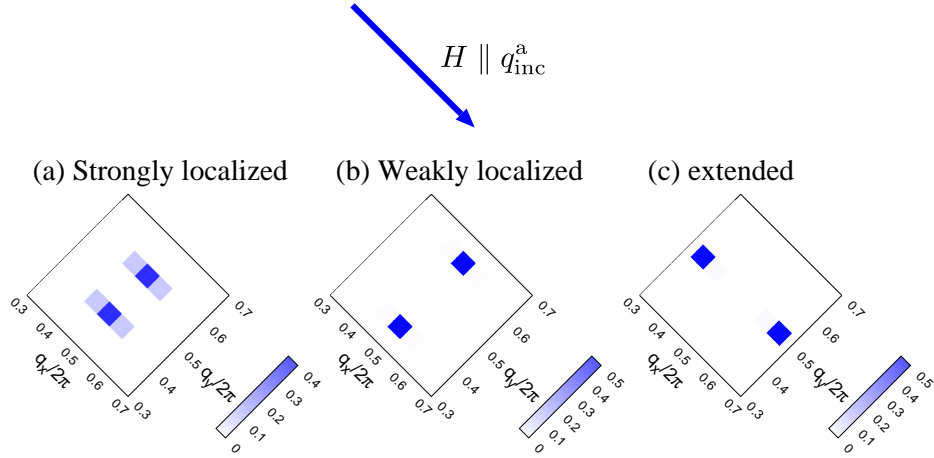


Figure 3. The magnetic structure factor $|M(\vec{q})|^2$ in the AFM-FFLO state with $\vec{q}_{\text{FFLO}} \parallel \vec{q}_{\text{inc}}^a$. This AFM-FFLO state can be realized in CeCoIn₅ for the magnetic field along $[1, \pm 1, 0]$ direction [25]. We show the figures rotated by 45 degrees for a comparison with neutron scattering experiments. The center of each figure shows $\vec{q} = \vec{Q} = (\pi, \pi)$, and therefore, the position from the center shows the incommensurate wave vector \vec{q}_{inc} . We assume the same parameters as in Fig. 1.

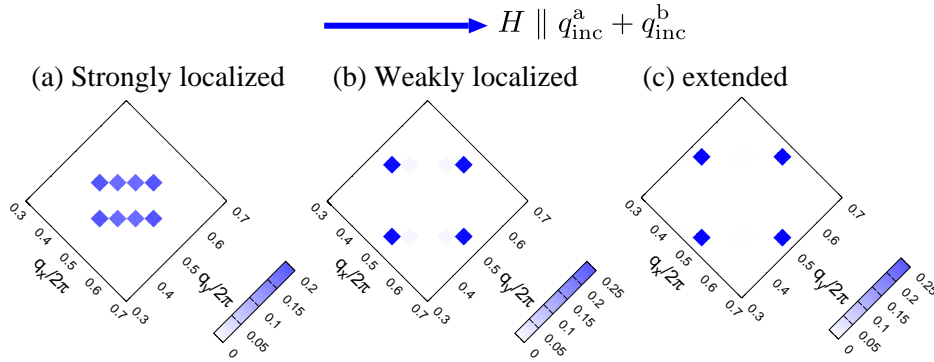


Figure 4. The magnetic structure factor $|M(\vec{q})|^2$ in the AFM-FFLO state with $\vec{q}_{\text{FFLO}} \parallel \vec{q}_{\text{inc}}^a + \vec{q}_{\text{inc}}^b$. This AFM-FFLO state can be realized in CeCoIn₅ for the magnetic field along $[1, 0, 0]$ or $[0, 1, 0]$ direction [30]. We assume the same parameters as in Fig. 3.

possible AFM-FFLO state in CeCoIn₅ should be (II) the weakly localized case. This is the main conclusion of this paper.

5. Discussion

We studied the magnetic structure of AFM order in the FFLO superconducting state. We find that the spatial inhomogeneity of magnetic moment is reduced by increasing the incommensurability $|\vec{q}_{\text{inc}}|$ and enhancing the nesting of Fermi surface. This change of the magnetic structure is realized in our model by decreasing the number density from the half filling. Comparing our results with the neutron scattering experiments in CeCoIn₅, the unconventional magnetic order in the HFSC phase of CeCoIn₅ is consistent with the AFM-FFLO state proposed by us when the AFM staggered moment is weakly localized around the FFLO nodal planes. This is the “weakly localized case” in our classification of the magnetic structure.

Finally, we discuss two points. (1) In our discussion we assumed that the FFLO modulation vector \vec{q}_{FFLO} lies parallel to the magnetic field, since this is the most stable FFLO state, unless the anisotropy of Fermi surface favors another \vec{q}_{FFLO} . On the other hand, if \vec{q}_{FFLO} is fixed by the anisotropic electronic structure, the position of the Bragg peaks measured by neutron scattering would be independent of the magnetic field orientation, consistent with the experimental observation. This would apply to the AFM-FFLO state in the “weakly localized case” as well as in the “strongly localized case” and the “extended case”. This implies, however, that BCS-to-AFM-FFLO transition would be of first order [21, 22, 23]. While this is in contrast to the experimental observation, we can not exclude a weakly first order transition which is experimentally hard to detect.

(2) The magnetic structure for the magnetic field along $\vec{q}_{\text{inc}}^{\text{a}} + \vec{q}_{\text{inc}}^{\text{b}}$ corresponds to $\vec{H} \parallel [1, 0, 0]$ in CeCoIn₅. For this field direction Fig. 2 shows a double- q Bragg peak structure of the magnetization $M_{\text{AF}}(\vec{i}) \sim \cos(\vec{q}_{\text{inc}}^{\text{a}} \cdot \vec{i}) \pm \cos(\vec{q}_{\text{inc}}^{\text{b}} \cdot \vec{i})$ which is different from the single- q structure seen in Fig. 1. We distinguish two situations for the evolution of $M_{\text{AF}}(\vec{i}) = \eta_a \cos(\vec{q}_{\text{inc}}^{\text{a}} \cdot \vec{i}) + \eta_b \cos(\vec{q}_{\text{inc}}^{\text{b}} \cdot \vec{i})$ for $\vec{H} \parallel \vec{q}_{\text{inc}}^{\text{a}} + \vec{q}_{\text{inc}}^{\text{b}}$. In the “commensurate case” where $\vec{q}_{\text{inc}}^{\text{a}} + \vec{q}_{\text{inc}}^{\text{b}} = 2N\vec{q}_{\text{FFLO}}$, N being an integer, the double- q structure ($|\eta_a| = |\eta_b|$) remains stable for a small temperature range below T_N and then changes continuously towards a single- q structure, $M_{\text{AF}}(\vec{i}) \sim \cos(\vec{q}_{\text{inc}}^{\text{a}} \cdot \vec{i})$ or $M_{\text{AF}}(\vec{i}) \sim \cos(\vec{q}_{\text{inc}}^{\text{b}} \cdot \vec{i})$, by shifting the weight between the two components, $|\eta_a| \neq |\eta_b|$. Note that this corresponds to a symmetry breaking transition of Z_2 character. On the other hand, for the “incommensurate case” $\vec{q}_{\text{inc}}^{\text{a}} + \vec{q}_{\text{inc}}^{\text{b}} \neq 2N\vec{q}_{\text{FFLO}}$, we find $\eta_a = 0$ or $\eta_b = 0$ (single- q structure) for any $T \leq T_N$. Since \vec{q}_{FFLO} depends on the magnetic field, we expect to see a sequence of commensurate points following the phase boundary $T_N(H)$ in the H - T phase diagram. This leads to a intriguing phase diagram near the commensurate points, which will be shown in another publication [40]. In most of the regime inside the AFM-FFLO phase the single- q state is stable for magnetic fields $\vec{H} \parallel [1, 0, 0]$. If this assumption holds true then the observed four Bragg peaks in neutron scattering should be interpreted as arising from domain formation of the two degenerate single- q states, i.e. $|\eta_a| > |\eta_b|$ and $|\eta_a| < |\eta_b|$. Note that the NMR spectrum in the HFSC phase of CeCoIn₅ [31] is consistent with a single- q structure, but

not with the double- q structure. The detailed analysis of the NMR experiments under the assumption of weakly localized form of the AFM-FFLO state, as proposed in this paper, will be reported elsewhere.

Acknowledgements

The authors are grateful to D.F. Agterberg, R. Ikeda, M. Kenzelmann, K. Kumagai, K. Machida, Y. Matsuda, V. F. Mitrović and H. Tsunetsugu for fruitful discussions. This work was supported by a Grant-in-Aid for Scientific Research on Innovative Areas “Heavy Electrons” (No. 21102506) from MEXT, Japan. It was also supported by a Grant-in-Aid for Young Scientists (B) (No. 20740187) from JSPS. Numerical computation in this work was carried out at the Yukawa Institute Computer Facility. YY is grateful for the hospitality of the Pauli Center of ETH Zurich. This work was also supported by the Swiss Nationalfonds and the NCCR MaNEP.

References

- [1] P. Fulde and R. A. Ferrell. *Phys. Rev.*, 135(3A):A550, Aug 1964.
- [2] A. I. Larkin and Y. N. Ovchinnikov. *Sov. Phys. JETP*, 20(3):762, 1965.
- [3] H. A. Radovan, N. A. Fortune, T. P. Murphy, S. T. Hannahs, E. C. Palm, S. W. Tozer, and D. Hall. *Nature*, 425:51, 2003.
- [4] A. Bianchi, R. Movshovich, C. Capan, P. G. Pagliuso, and J. L. Sarrao. *Phys. Rev. Lett.*, 91(18):187004, Oct 2003.
- [5] Y. Matsuda and H. Shimahara. *J. Phys. Soc. Jpn.*, 76(5):051005, 2007.
- [6] S. Uji, T. Terashima, M. Nishimura, Y. Takahide, T. Konoike, K. Enomoto, H. Cui, H. Kobayashi, A. Kobayashi, H. Tanaka, M. Tokumoto, E. S. Choi, T. Tokumoto, D. Graf, and J. S. Brooks. *Phys. Rev. Lett.*, 97(15):157001, 2006.
- [7] J. Singleton, J. A. Symington, M.-S. Nam, A. Ardavan, M. Kurmoo, and P. Day. *J. Phys.: Condens. Matter*, 12(40):L641, 2000.
- [8] R. Lortz, Y. Wang, A. Demuer, P. H. M. Böttger, B. Bergk, G. Zwicknagl, Y. Nakazawa, and J. Wosnitza. *Phys. Rev. Lett.*, 99(18):187002, 2007.
- [9] J. Shinagawa, Y. Kurosaki, F. Zhang, C. Parker, S. E. Brown, D. Jérôme, J. B. Christensen, and K. Bechgaard. *Phys. Rev. Lett.*, 98(14):147002, 2007.
- [10] S. Yonezawa, S. Kusaba, Y. Maeno, P. Auban-Senzier, C. Pasquier, K. Bechgaard, and D. Jérôme. *Phys. Rev. Lett.*, 100(11):117002, 2008.
- [11] G. B. Partridge, W. Li, R. I. Kamar, Y.-A. Liao, and R. G. Hulet. *Science*, 311(5760):503, 2006.
- [12] M. W. Zwierlein, A. Schirotzek, C. H. Schunck, and W. Ketterle. *Science*, 311(5760):492, 2006.
- [13] R. Casalbuoni and G. Nardulli. *Rev. Mod. Phys.*, 76(1):263, Feb 2004.
- [14] T. Watanabe, Y. Kasahara, K. Izawa, T. Sakakibara, Y. Matsuda, C. J. van der Beek, T. Hanaguri, H. Shishido, R. Settai, and Y. Onuki. *Phys. Rev. B*, 70(2):020506, Jul 2004.
- [15] C. Capan, A. Bianchi, R. Movshovich, A. D. Christianson, A. Malinowski, M. F. Hundley, A. Lacerda, P. G. Pagliuso, and J. L. Sarrao. *Phys. Rev. B*, 70(13):134513, Oct 2004.
- [16] C. Martin, C. C. Agosta, S. W. Tozer, H. A. Radovan, E. C. Palm, T. P. Murphy, and J. L. Sarrao. *Phys. Rev. B*, 71(2):020503, Jan 2005.
- [17] V. F. Mitrović, M. Horvatić, C. Berthier, G. Knebel, G. Lapertot, and J. Flouquet. *Phys. Rev. Lett.*, 97(11):117002, 2006.
- [18] C. F. Miclea, M. Nicklas, D. Parker, K. Maki, J. L. Sarrao, J. D. Thompson, G. Sparn, and F. Steglich. *Phys. Rev. Lett.*, 96(11):117001, 2006.

- [19] V. F. Correa, T. P. Murphy, C. Martin, K. M. Purcell, E. C. Palm, G. M. Schmiedeshoff, J. C. Cooley, and S. W. Tozer. *Phys. Rev. Lett.*, 98(8):087001, 2007.
- [20] G. Koutroulakis, V. F. Mitrović, M. Horvatić, C. Berthier, G. Lapertot, and J. Flouquet. *Phys. Rev. Lett.*, 101(4):047004, 2008.
- [21] H. Adachi and R. Ikeda. *Phys. Rev. B*, 68(18):184510, Nov 2003.
- [22] R. Ikeda. *Phys. Rev. B*, 76(13):134504, 2007.
- [23] R. Ikeda. *Phys. Rev. B*, 76(5):054517, 2007.
- [24] B.-L. Young, R. R. Urbano, N. J. Curro, J. D. Thompson, J. L. Sarrao, A. B. Vorontsov, and M. J. Graf. *Phys. Rev. Lett.*, 98(3):036402, 2007.
- [25] M. Kenzelmann, Th. Strassle, C. Niedermayer, M. Sigrist, B. Padmanabhan, M. Zolliker, A. D. Bianchi, R. Movshovich, E. D. Bauer, J. L. Sarrao, and J. D. Thompson. *Science*, 321(5896):1652, 2008.
- [26] A. Bianchi, R. Movshovich, I. Vekhter, P. G. Pagliuso, and J. L. Sarrao. *Phys. Rev. Lett.*, 91(25):257001, Dec 2003.
- [27] F. Ronning, C. Capan, A. Bianchi, R. Movshovich, A. Lacerda, M. F. Hundley, J. D. Thompson, P. G. Pagliuso, and J. L. Sarrao. *Phys. Rev. B*, 71(10):104528, 2005.
- [28] G. Koutroulakis, M. D. Stewart, V. F. Mitrović, M. Horvatić, C. Berthier, G. Lapertot, and J. Flouquet. *Phys. Rev. Lett.*, 104(8):087001, Feb 2010.
- [29] K. Kumagai. *private communication*, 2010.
- [30] M. Kenzelmann, S. Gerber, N. Egetenmeyer, J. L. Gavilano, Th. Strässle, A. D. Bianchi, E. Ressouche, R. Movshovich, E. D. Bauer, J. L. Sarrao, and J. D. Thompson. *Phys. Rev. Lett.*, 104(12):127001, Mar 2010.
- [31] R. R. Urbano N. J. Curro, B.-L. Young and M. J. Graf. *arXiv:0908.0565; arXiv:0910.0288*, 2009.
- [32] Y. Yanase and Manfred Sigrist. *J. Phys.: Conf. Ser.*, 150(5):052287, 2009.
- [33] Y. Yanase and Manfred Sigrist. *J. Phys. Soc. Jpn.*, 78(11):114715, 2009.
- [34] A. Aperis, G. Varelogiannis, P. B. Littlewood, and B. D. Simons. *J. Phys.: Condens. Matter*, 20(43):434235, 2008.
- [35] A. Aperis, G. Varelogiannis, and P. B. Littlewood. *Phys. Rev. Lett.*, 104(21):216403, May 2010.
- [36] D. F. Agterberg, M. Sigrist, and H. Tsunetsugu. *Phys. Rev. Lett.*, 102(20):207004, 2009.
- [37] K. Miyake. *J. Phys. Soc. Jpn.*, 77(12):123703, 2008.
- [38] Y. Yanase, T. Jujo, T. Nomura, H. Ikeda, T. Hotta, and K. Yamada. *Phys. Rep.*, 387:1, 2003.
- [39] Y. Yanase. *J. Phys. Soc. Jpn.*, 77(6):063705, 2008.
- [40] Y. Yanase and M. Sigrist: To appear in *J. Phys. Soc. Jpn. Suppl.*