

Contradictory uncertainty relations

Alfredo Luis*

*Departamento de Óptica, Facultad de Ciencias Físicas,
Universidad Complutense, 28040 Madrid, Spain*

(Dated: November 28, 2021)

We show within a very simple framework that different measures of fluctuations lead to uncertainty relations resulting in contradictory conclusions. More specifically we focus on Tsallis and Rényi entropic uncertainty relations and we get that the minimum uncertainty states of some uncertainty relations are the maximum uncertainty states of closely related uncertainty relations, and vice versa.

PACS numbers: 03.65.Ta, 03.65.Ca, 42.50.Lc, 02.50.-r

Introduction.— Uncertainty relations is a rather basic issue in quantum physics. This point has been mostly addressed in terms of the product of variances of the corresponding Hermitian operators representing observables. Nevertheless, there are situations where such formulation is not satisfactory enough and alternative approaches are required. For example: (i) variance is not always a well behaved estimator of fluctuations beyond Gaussian statistics [1], (ii) in finite-dimensional systems there are no nontrivial lower bounds for the product of variances, since the variance of an observable can vanish while the variance of any other is bounded from above [2], (iii) for periodic variables such as angle and phase variance is ambiguous and rather useless by strongly depending on the angle/phase window [3], and (iv) there are observables not easily represented by Hermitian operators [3]. This has prompted the introduction of alternative measures of fluctuations and uncertainty relations [2–9].

The question addressed in this work is that different assessments of fluctuations may lead to uncertainty relations resulting in contradictory conclusions. This holds even within the same family of uncertainty measures, such as Tsallis and Rényi entropies [5–7]. These contradictions are quite relevant given the importance of quantum uncertainty relations, from fundamental issues to metrological applications.

Tsallis and Rényi entropies.— For definiteness we will consider the Tsallis entropies [5]

$$S_q(A) = \frac{1 - \sum_j p_j^q}{q - 1}, \quad (1)$$

where p_j is the probability of the outcome j of the observable A , and q is a real parameter. Note that $S_q(A)$ is always nonnegative. This is a suitable measure of uncertainty. Minimum uncertainty $S_q(A) = 0$ holds when all the probability is concentrated in a single outcome $p_j = \delta_{j,k}$ for any k , so that $\sum_j p_j^q = 1$. Maximum uncertainty occurs when all the outcomes are equally probable $p_j = 1/N$ where N is the number of outcomes.

This family includes the Shannon entropy in the limit $q \rightarrow 1$

$$S_{q \rightarrow 1}(A) = - \sum_j p_j \ln p_j. \quad (2)$$

This is also closely related to Rényi entropy, that we will express as [2, 7, 8]

$$R_q(A) = \left(\sum_j p_j^q \right)^{1/(1-q)}, \quad (3)$$

so that for Gaussian-like variables $R_q(A) \propto \Delta A$. This takes its minimum $R_q(A) = 1$ when all the probability is concentrated in a single outcome $p_j = \delta_{j,k}$, while the maximum $R_q(A) = N$ occurs when all the outcomes are equally probable $p_j = 1/N$, where N is the number of outcomes.

The Tsallis entropies also include the variance $(\Delta A)^2$ of two-outcome observables within two-dimensional spaces, with A represented by the Hermitian operator

$$A = |a\rangle\langle a| - |-a\rangle\langle -a|, \quad (4)$$

with $\langle a|-a\rangle = 0$, since for $q = 2$ we have

$$S_2(A) = 2p_a(1 - p_a) = \frac{1}{2}(\Delta A)^2, \quad (5)$$

with $p_a = \langle a|\rho|a\rangle$ for any state ρ .

These measures may enter in uncertainty relations for two observables A, B via nontrivial lower bounds on different combinations of these entropies. The most frequent combinations considered in the literature [4–9] are of the sum of Tsallis entropies

$$\Sigma_q = S_q(A) + S_q(B), \quad (6)$$

the product of Rényi entropies

$$\Pi_q = R_q(A)R_q(B), \quad (7)$$

and the combination of Tsallis entropies proposed in Ref. U_q [6]

$$U_q = S_q(A) + S_q(B) + (1 - q)S_q(A)S_q(B). \quad (8)$$

*Electronic address: alluis@fis.ucm.es;
URL: <http://www.ucm.es/info/gioq>

For the sake of symmetry we are going to consider the same parameter q for both A and B .

In this work we are not interested in the precise lower bounds of Σ_q , Π_q , or U_q . Instead we are worried by contradictions between the conclusions derived from different choices of q for the same family of entropy combinations.

Two-dimensional observables.— To reveal contradictions as simply as possible we consider a two-dimensional system and two observables A, B with outcomes $A = (a, \neg a)$, $B = (b, \neg b)$, and probabilities p_k , $k = a, \neg a, b, \neg b$, given by projection of the system state $|\psi\rangle$ (assumed pure for simplicity) on the corresponding vectors $|k\rangle$

$$p_k = |\langle k|\psi\rangle|^2, \quad (9)$$

with $p_{\neg k} = 1 - p_k$ and $\langle \neg k|k\rangle = 0$.

In the general case the states $|a\rangle$ and $|b\rangle$ will not be orthogonal so that

$$|b\rangle = \cos \delta |a\rangle + \sin \delta |\neg a\rangle. \quad (10)$$

For definiteness we will consider $\pi/4 \geq \delta \geq 0$ since otherwise we may exchange $a \leftrightarrow \neg a$ for example.

The case $\delta = \pi/4$ corresponds to typical complementary observables, so that for $|\psi\rangle = |b\rangle$ there is $p_{\neg a} = p_a = 1/2$ and vice versa. For example this is the case of two orthogonal components of an $1/2$ spin, say $A = \sigma_z$ and $B = \sigma_x$, where $\sigma_{x,z}$ are the corresponding Pauli matrices.

Comparison of uncertainty relations for complementary observables.— For definiteness let us consider system states in the form

$$|\psi\rangle = \cos \theta |a\rangle + \sin \theta |\neg a\rangle, \quad (11)$$

where θ is a variable, so that

$$p_a = \cos^2 \theta, \quad p_b = \cos^2(\theta - \delta). \quad (12)$$

In Figs. 1,2, and 3 we plot Π_q , U_q , and Σ_q as functions of θ for $\delta = \pi/4$ and several values of q . It can be appreciated that in all the cases there is a maximum/minimum exchange depending on the value of q . Moreover, in Fig. 4 we plot the second derivative of Π_q , U_q , and Σ_q at $\theta = \delta/2 = \pi/8$

$$F'' = \left. \frac{d^2 F}{d\theta^2} \right|_{\theta=\delta/2}, \quad F = \Pi_q, \Sigma_q, U_q, \quad (13)$$

as functions of q showing the change from maximum (negative F'') to minimum (positive F''). For example for Σ_q the exchange holds for q between $q = 2$ and $q = 3$.

The states disputing the maxima and minima are

$$|\psi_{\theta=\delta/2}\rangle \propto |a\rangle + |b\rangle, \quad (14)$$

that maximizes the product of probabilities $p_a p_b$ with $p_a = p_b$ and $S_q(A) = S_q(B)$ [10],

$$|\psi_{\theta=\delta/2+\pi/4}\rangle \propto |\neg a\rangle + |b\rangle, \quad (15)$$

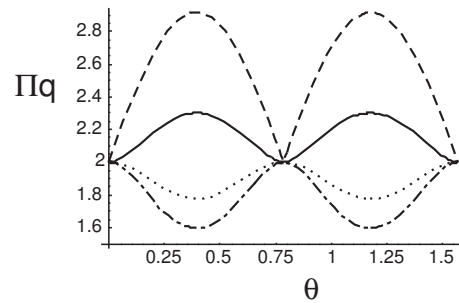


FIG. 1: Plot of $\Pi_q = R_q(A)R_q(B)$ as a function of θ for $\delta = \pi/4$ and $q = 0.5$ (dashed line), $q = 1$ (solid line), $q = 2$ (dotted line) and $q = 3$ (dash-dotted line).

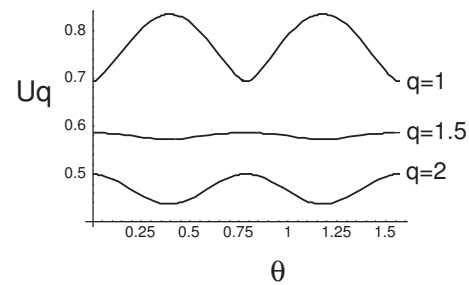


FIG. 2: Plot of U_q as a function of θ for $\delta = \pi/4$ and $q = 1, 1.5, 2$.

that maximizes the product of probabilities $p_{\neg a} p_b$ with $p_{\neg a} = p_b$ and $S_q(A) = S_q(B)$, and the state associated to $\theta = 0, \delta$ modulus($\pi/2$)

$$|a\rangle, |\neg a\rangle, |b\rangle, |\neg b\rangle, \quad (16)$$

that corresponds to either $p_{a,\neg a} = 1$ with $S_q(A) = 0$ and $\Delta A = 0$, or $p_{b,\neg b} = 1$ with $S_q(B) = 0$ and $\Delta B = 0$.

Comparison of uncertainty relations for not fully complementary observables.— The above behavior is reproduced also when considering not completely complementary observables, this is $\delta \neq \pi/4$, appearing also some

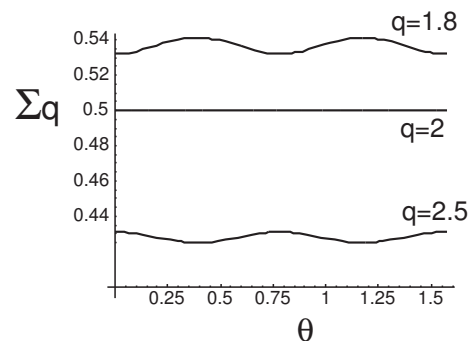


FIG. 3: Plots of $\Sigma_q = S_q(A) + S_q(B)$ as a function of θ for $\delta = \pi/4$ and $q = 1.8, 2, 2.5$.

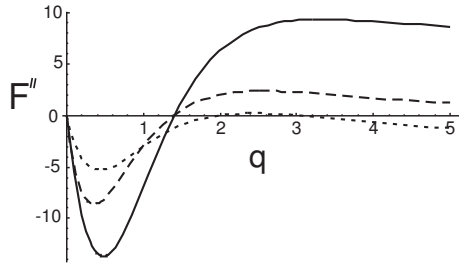


FIG. 4: Plot the second derivative at $\theta = \delta/2$ of Π_q (solid line), U_q (dashed line), and Σ_q (dotted line) as functions of q for $\delta = \pi/4$.

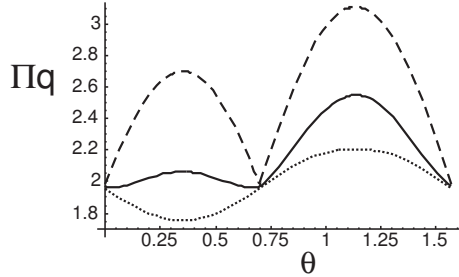


FIG. 5: Plot of $\Pi_q = R_q(A)R_q(B)$ as a function of θ for $\delta = 0.7$ and $q = 0.5$ (dashed line), $q = 1$ (solid line) and $q = 1.5$ (dotted line).

new features. In Figs. 5, 6, and 7 we plot Π_q , U_q , and Σ_q as functions of θ for $\delta = 0.7$ and several values of q . It can be appreciated that a local maximum at $\theta = \delta/2$ for lower q becomes absolute minimum for larger q . Accordingly, the absolute minima at $\theta = 0, \delta$ for low q are no longer minima for larger q . In Fig. 8 we plot the second derivative Π_q , U_q , and Σ_q at $\theta = \delta/2$ as functions of q , showing the change from maximum (negative F'') to minimum (positive F'').

Moreover, in Figs. 9 and 10 it can be appreciated that for Π_q and U_q the absolute maximum for low q at $\theta = \delta/2 + \pi/4$ becomes a local minimum for larger q .

Discussion.— The above plots show that maximum uncertainty states can become minimum uncertainty states

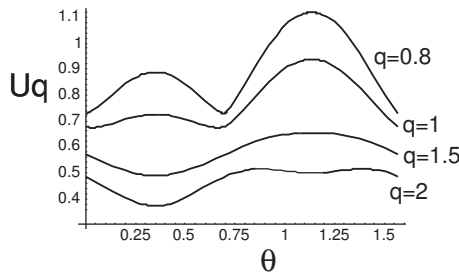


FIG. 6: Plot of $U_q = S_q(A) + S_q(B) + (1-q)S_q(A)S_q(B)$ as a function of θ for $\delta = 0.7$ with $q = 0.8, 1, 1.5, 2$.

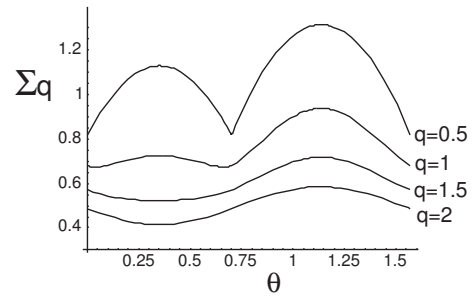


FIG. 7: Plots of $\Sigma_q = S_q(A) + S_q(B)$ as a function of θ for $\delta = 0.7$ and $q = 0.5, 1, 1.5, 2$.

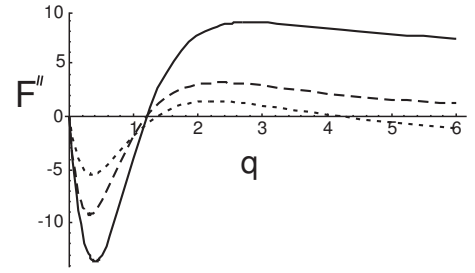


FIG. 8: Plot the second derivative at $\theta = \delta/2$ of Π_q (solid line), U_q (dashed line), and Σ_q (dotted line) as functions of q for $\delta = 0.7$.

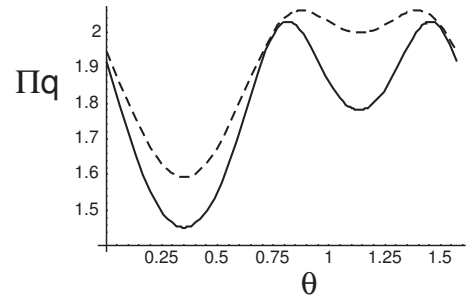


FIG. 9: Plot of $\Pi_q = R_q(A)R_q(B)$ as a function of θ for $\delta = 0.7$ and $q = 2$ (dashed line) and $q = 3$ (solid line).

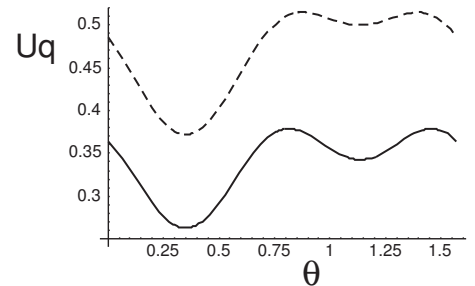


FIG. 10: Plot of $U_q = S_q(A) + S_q(B) + (1-q)S_q(A)S_q(B)$ as a function of θ for $\delta = 0.7$ and $q = 2$ (dashed line) and $q = 3$ (solid line).

and vice versa, depending on the measure of uncertainty employed, even with choices within the same family of measures. To some extent is natural that different measures lead to different extremes. However, it seems paradoxical and counterintuitive that the conclusions may be contradictory to the extent of exchanging maxima and minima.

Despite its long history, uncertainty relations may still provide surprising results worth investigating. For ex-

ample, recently it has been put forward that there are fluctuations measures that seemingly lead to no uncertainty relation for complementary observables [8, 9].

A. L. acknowledges support from Project No. FIS2008-01267 of the Spanish Dirección General de Investigación del Ministerio de Ciencia e Innovación, and from Project QUITEMAD S2009-ESP-1594 of the Consejería de Educación de la Comunidad de Madrid.

-
- [1] J. Hilgevoord, *Am. J. Phys.* **70**, 983 (2002); G. N. Lawrence, *Laser Focus World* **30**, 109 (1994); J. Řeháček and Z. Hradil, *J. Mod. Opt.* **51**, 979 (2004).
- [2] A. Luis, *Phys. Rev. A* **64**, 012103 (2001); **67**, 032108 (2003).
- [3] J. M. Lévy-Leblond, *Ann. Phys. (N.Y.)* **101**, 319 (1976); E. Breitenberger, *Found. Phys.* **15**, 353 (1985); J. B. M. Uffink, *Phys. Lett. A* **108**, 59 (1985); J. M. Lévy-Leblond, *ibid.* **111**, 353 (1985); S. M. Barnett and D. T. Pegg, *J. Mod. Opt.* **36**, 7 (1989); Z. Hradil, *Phys. Rev. A* **46**, R2217 (1992); *Quantum Opt.* **4**, 93 (1992); T. Opatrný, *J. Phys. A* **27**, 7201 (1994); V. Peřinová, A. Lukš, and J. Peřina, *Phase in Optics* (World Scientific, Singapore, 1998).
- [4] I. I. Hirschman, *Am. J. Math.* **79**, 152 (1957); I. Białynicki-Birula and J. Mycielski, *Commun. Math. Phys.* **44**, 129 (1975); D. Deutsch, *Phys. Rev. Lett.* **50**, 631 (1983); M. Hossein Partovi, *ibid.* **50**, 1883 (1983); K. Kraus, *Phys. Rev. D* **35**, 3070 (1987); H. Maassen and J.B.M. Uffink, *Phys. Rev. Lett.* **60**, 1103 (1988); J. Sanchez, *Phys. Lett. A* **173**, 233 (1993); Č. Brukner and A. Zeilinger, *ibid.* **83**, 3354 (1999); *Phys. Rev. A* **63**, 022113 (2001); V. Majerník and E. Majernková, *Rep. Math. Phys.* **47**, 381 (2001); M. J. W. Hall, *Phys. Rev. A* **64**, 052103 (2001); S. Massar and P. Spindel, *Phys. Rev. Lett.* **100**, 190401 (2008); S. Wehner and A. Winter, *New J. Phys.* **12**, 025009 (2010); I. Białynicki-Birula and L. Rudnicki arXiv:1001.4668v1; I. Urizar-Lanz and G. Tóth, *Phys. Rev. A* **81**, 052108 (2010); P. Sánchez-Moreno, A. R. Plastino, and J. S. Dehesa, *J. Phys. A* **44**, 065301 (2011); A. E. Rastegin, *ibid.* **44**, 095303 (2011).
- [5] C. Tsallis, *J. Stat. Phys.* **52**, 479 (1988); E.M.F. Curado and C. Tsallis, *J. Phys. A* **24**, L69 (1991); A. K. Rajagopal, *Phys. Lett. A* **205**, 32 (1995).
- [6] M. Portesi and A. Plastino, *Physica A* **225**, 412 (1996).
- [7] A. Rényi, On the measures of entropy and information, in *Proceedings of the 4th Berkeley Symposium on Mathematics and Statistical Probability* (University of California Press, 1961), Vol. 1, pp. 547561; U Larsen, *J. Phys. A* **23**, 1041 (1990); I. Białynicki-Birula, *Phys. Rev. A* **74**, 052101 (2006).
- [8] A. Luis, *Opt. Lett.* **31**, 3644 (2006); *Phys. Rev. A* **75**, 052115 (2007).
- [9] S. Zozor, M. Portesi, and C. Vignat, *Physica A* **387**, 4800 (2008).
- [10] A. Luis, *Phys. Rev. A* **80**, 034101 (2009).